

WMABC – Metro Vancouver COVID-19 Discussion

Wednesday, March 25, 2020

1:00 – 2:00 pm

ZOOM meeting – Online/Phone

Attendees

WMABC: Lori Bryan, Grant Hankins, Noel Massey, David Millman, Josh JansenVandorn

Metro Vancouver: Paul Henderson, Chris Allen, Sarah Evanetz, Stephanie Liu

AGENDA

1. Keeping facilities open – managing potential staff reductions
 - WMABC: the morning opening hours are more important for their members
 - WMABC: increase in residential waste and recycling as people are spending more time at home. Might be only in this initial phase, or may become ongoing.

Action Items:

- *Metro Vancouver is developing a plan and messages in the event of potential operational challenges, and will seek feedback from WMABC. Will discuss further at next meeting.*
 - *Metro Vancouver (Brent) to report on wait times at the Waste-to-Energy Facility*
2. Potential temporary disposal ban relaxations
 - Data so far does not indicate any clear trend on disposal ban surcharges. Metro Vancouver will continue to monitor waste/recycling quantities, disposal ban surcharges, and traffic/visits.
 - Have heard that organics processors are seeing an increase in residential organics but decrease in commercial organics, and have sufficient capacity to manage current levels.
 - Ability to relax surcharges on a case by case basis. Health authorities have received a relaxation in disposal ban of recyclable materials, which are now being sent to the Waste-to-Energy Facilities.

Action Items:

- *Metro Vancouver and WMABC (Grant Hankins) will follow up on potential concerns that recyclables may be picked up in general waste loads from care homes, without being redirected to the Waste-to-Energy Facility.*

3. Payment deferrals

- Metro Vancouver is not granting payment deferrals at this time. Businesses are recommended to seek relief via federal programs.
- WMABC may write a letter to Metro Vancouver to request payment deferrals and explain reasons. Paul Henderson will advise Jerry Dobrovolny that a letter may be coming.

4. System impact in case of border restrictions on waste movement

- No issues at the border so far.
- If waste collection and processing is deemed an essential service, it will be easier to maintain border crossing.
- So far everything is flowing smoothly. No slow-downs at the border
- Processes are in place to ensure drivers who cross the border are isolated from other staff to reduce risk.

5. Essential business definition as it applies to solid waste and recycling services

- WMABC will provide feedback on Metro Vancouver's draft essential business definition, to be sent to the province for consideration.

6. PPE best practices

- Beneficial to share best practices about safety and PPE
- Drivers have less access to public restrooms to wash their hands, and low/no supply of hand sanitizer.

Action Items:

- *WMABC (Dave Millman) will send some information on practices and procedures implemented by Waste Management's crews. May be shared more broadly (not confidential).*
- *Metro Vancouver (Paul Henderson) will mention these challenges to the province, noting they are challenges shared by drivers, couriers and truck drivers as well.*
- *WMABC (Lori Bryan) will reach out to BCTA to find out if they have solutions discussions/solutions around this.*
- *Metro Vancouver (Chris Allan) to look into enhancing washroom / hand washing facilities at transfer stations.*

7. Disposal ban information

- No identifiable new trends in surcharge levels at this time (see Agenda Item 2)

37987193

WMABC – Metro Vancouver COVID-19 Discussion

Wednesday, April 1, 2020

1:00 – 2:00 pm

ZOOM meeting – Online/Phone

Attendees

WMABC: Lori Bryan, Grant Hankins, Noel Massey, David Millman, Josh JansenVandorn

City of Vancouver: Chris Underwood, Brennan Sharma, Chris Dodd

City of Surrey: Harry Janda

Metro Vancouver: Paul Henderson, Chris Allen, Sarah Evanetz, Stephanie Liu

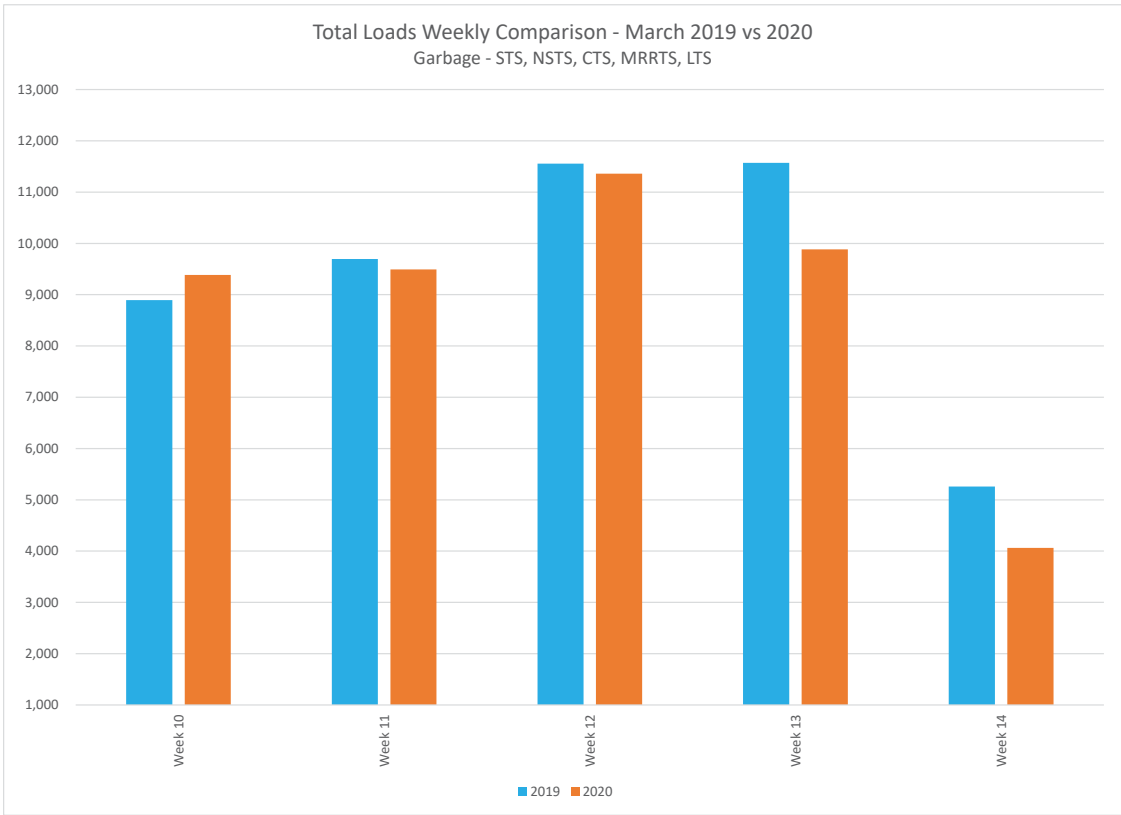
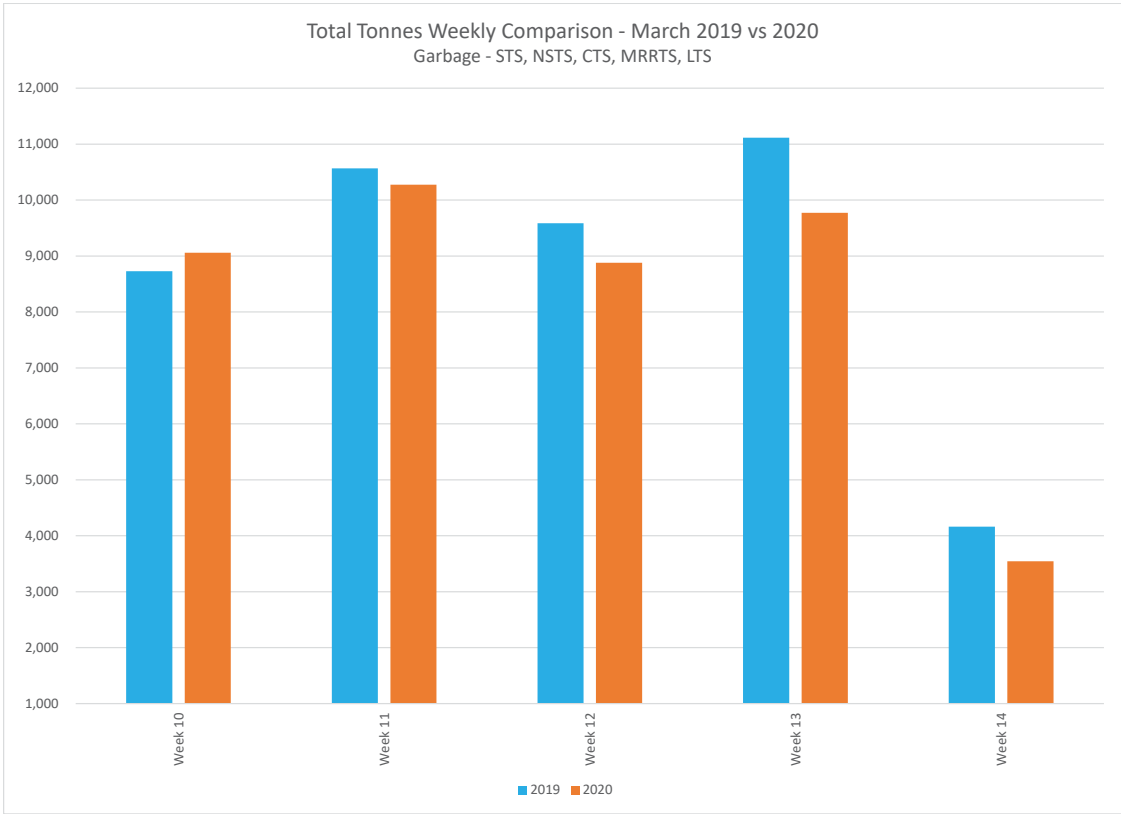
AGENDA

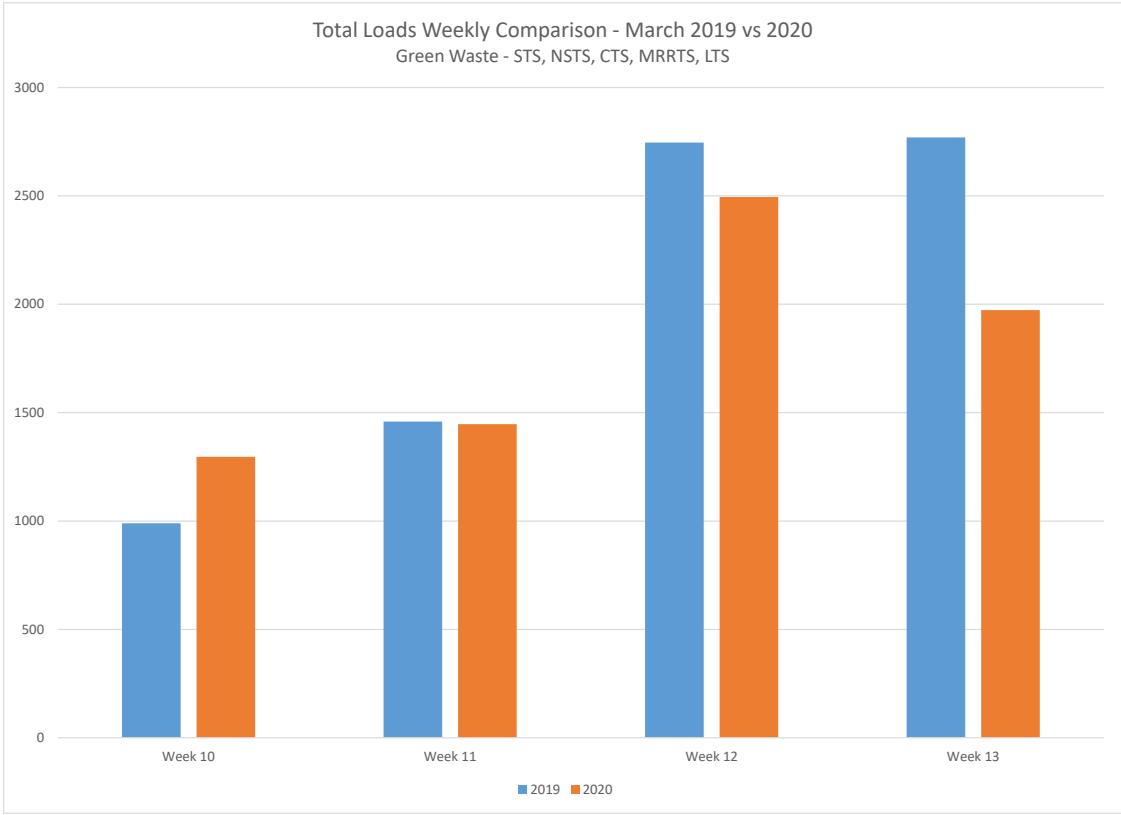
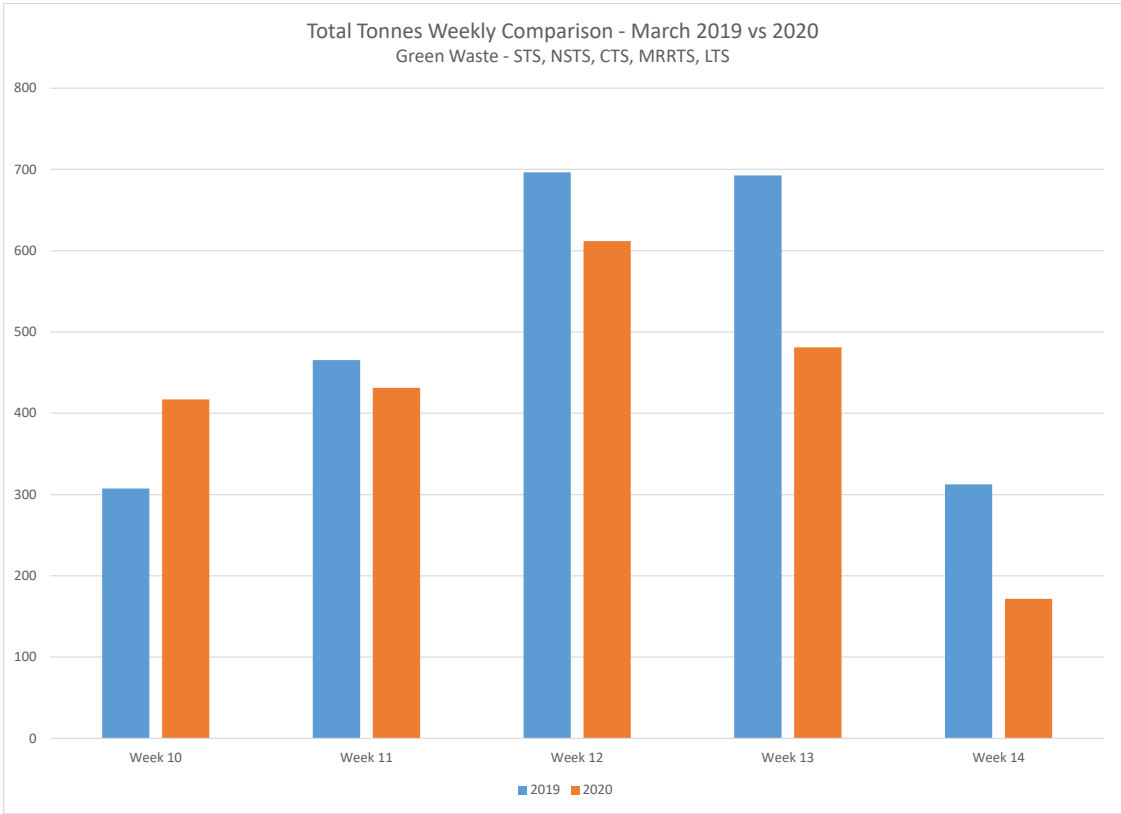
1. MV Facility Operational Updates
2. City of Vancouver Operational Updates
3. Curbside collection programs – Surrey and Vancouver
4. Contingency planning for potential operational challenges
5. Wait times at Waste-to-Energy Facility
6. Waste and recyclable material from care homes
7. Essential business definition as it applies to solid waste and recycling services
8. Driver access to washrooms / handwashing facilities
9. Hauler PPE & OH&S Practices - Update
10. Updates on any trends on:
 - Disposal ban surcharges
 - Waste flows / loads (Attachment)

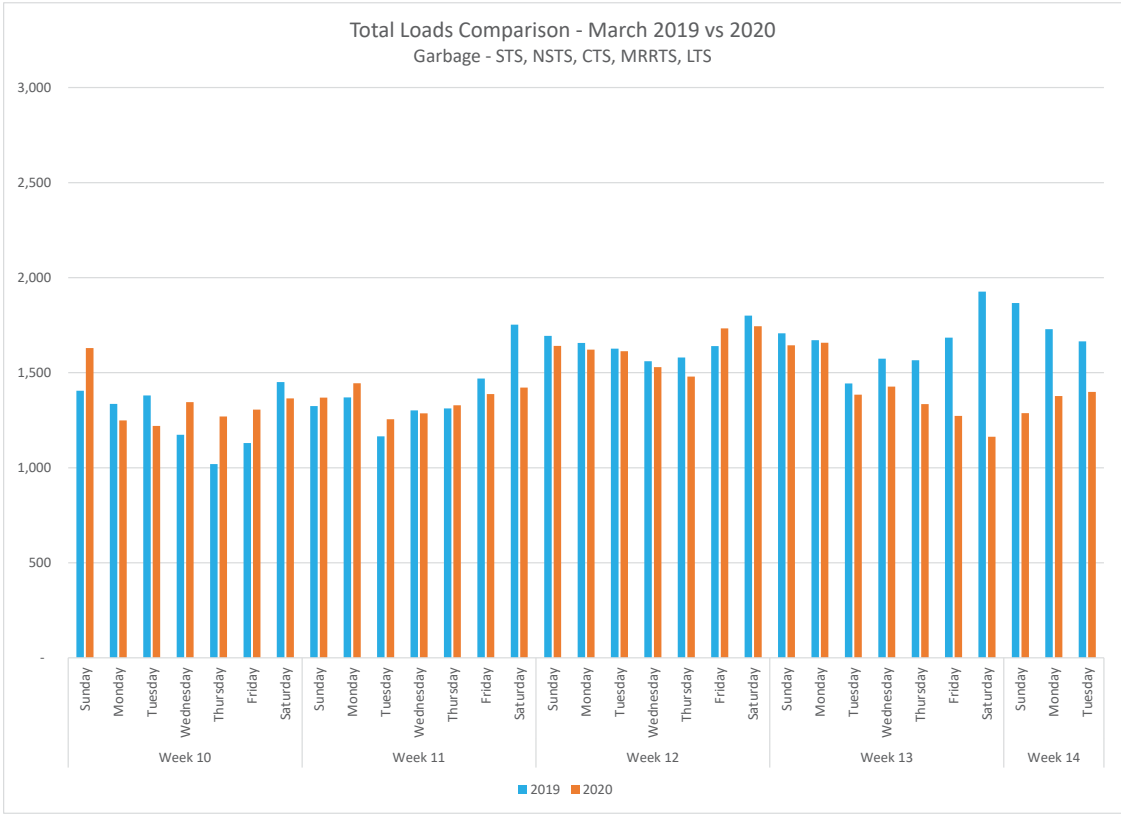
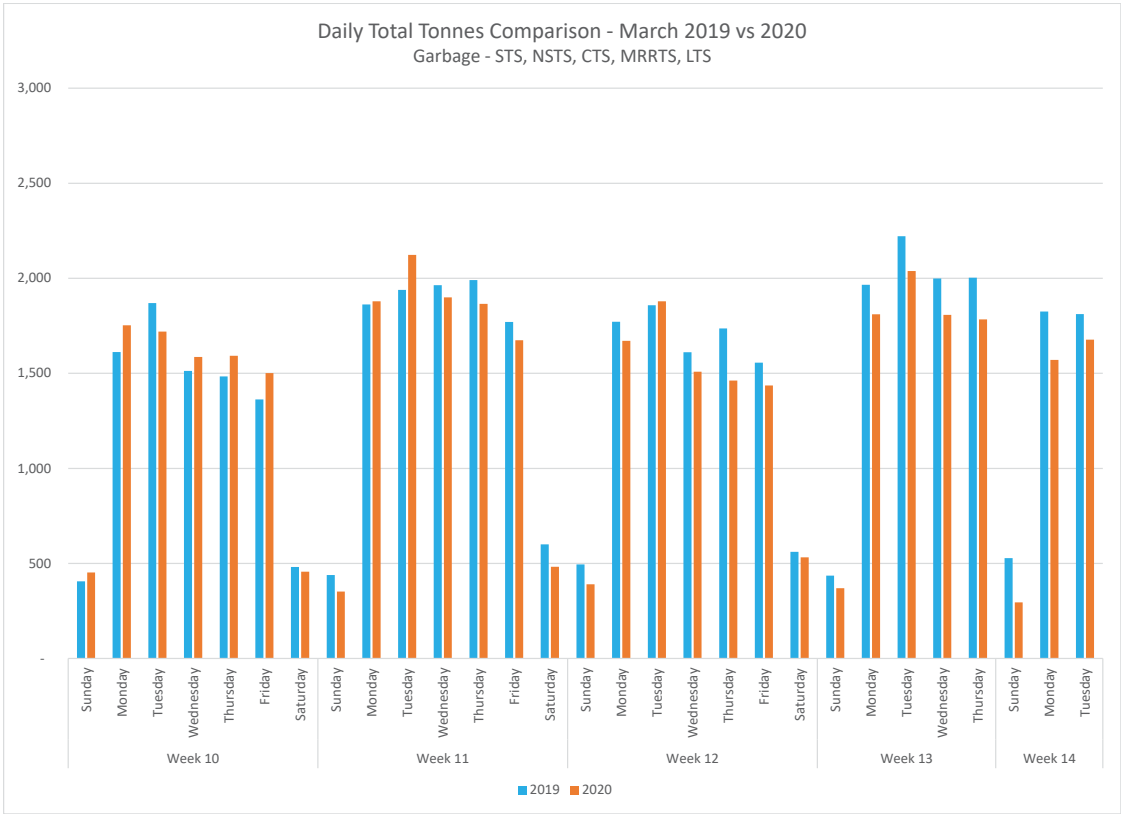
Attachment:

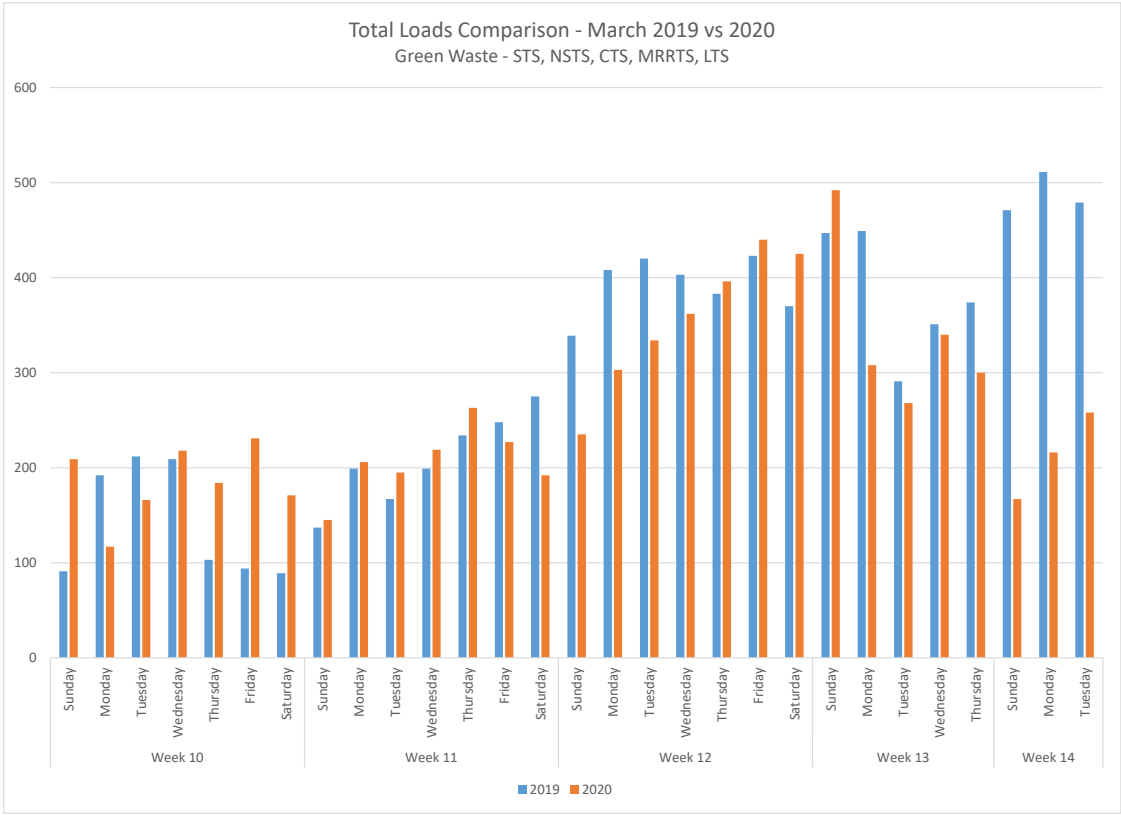
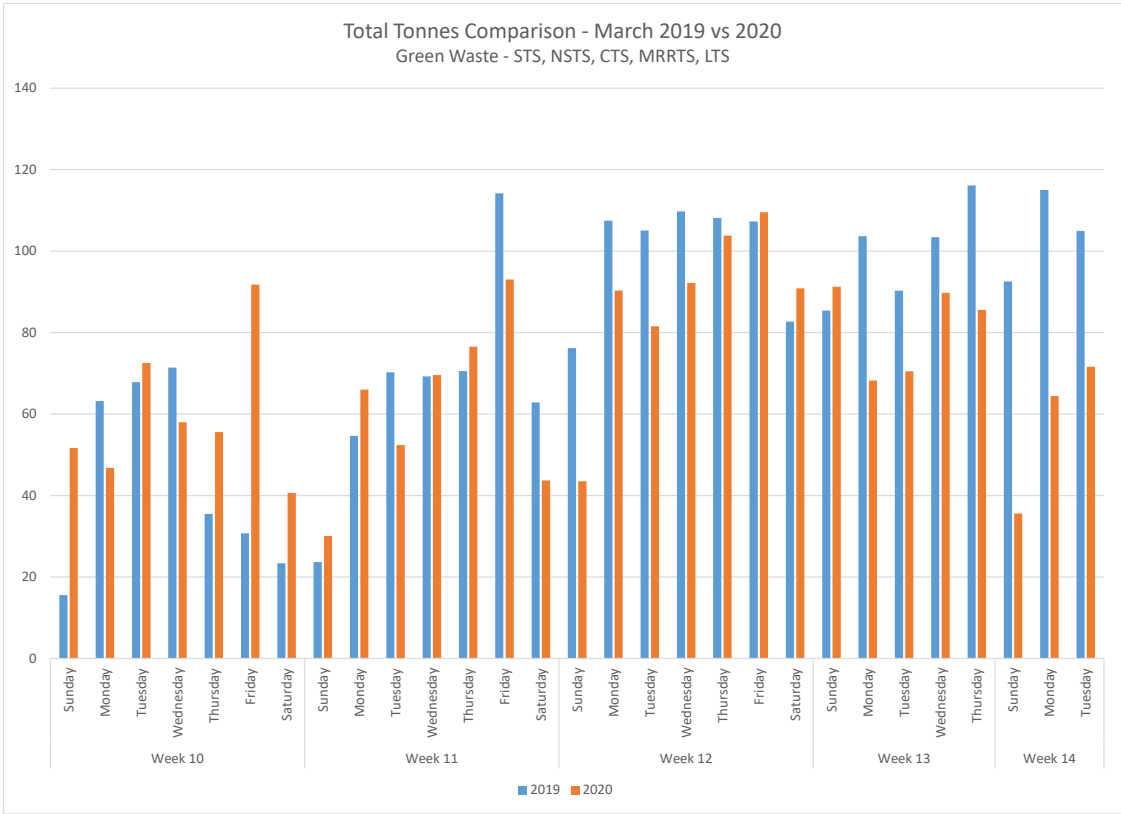
Daily and Weekly Waste Volumes and Loads

38134440









WMABC – Metro Vancouver COVID-19 Discussion

Wednesday, April 1, 2020

1:00 – 2:00 pm

ZOOM meeting – Online/Phone

Attendees

WMABC: Lori Bryan, Grant Hankins, Noel Massey, David Millman, Josh JansenVandorn

City of Vancouver: Albert Shames, Chris Underwood, Lynn Belanger, Brennan Sharma

City of Surrey: Harry Janda

Metro Vancouver: Paul Henderson, Chris Allen, Sarah Evanetz, Stephanie Liu

AGENDA

1. MV Facility Operational Updates

- Disposal ban on expanded polystyrene still in effect as processing capacity still exists (polled local processors)
- In communication with Recycle BC – hoping that they can begin to accept expanded polystyrene once more, once their processor works through the stockpile that built up during their shut-down

2. City of Vancouver Operational Updates

- No longer selling compost at Vancouver Landfill, and no longer selling backyard composters at the transfer station
- No longer accepting clothing or expanded polystyrene
- No longer accepting new drywall due to paperwork required to be passed from customers to staff
- Not allowing walk-ins at Zero Waste Centre
- Investigating how to manage increased litter, especially as micro cleaning services have stopped operation

3. Curbside collection programs – Surrey and Vancouver

- Recent press release about changes in collection services

4. Contingency planning for potential operational challenges

- Described a series of case scenarios and the general contingency plan
- Scenarios included shut down of the Waste-to-Energy Facility, and progressive reduction in transfer station staffing resulting in possible reduction of hours, restriction to service account customers only, and shut down of a facility
- WMABC provided feedback that if hours were to be reduced, an early open time is important



- Similarly, City of Vancouver is undertaking some contingency planning, with the goal of keeping facilities open if possible. Identifying minimum staffing requirements to keep facilities open. Staff shortages could result in reduced hours (e.g. reducing from 2 shifts to 1 shift per day)

Action Items:

- *Metro Vancouver to send WMABC (Lori Bryan) some options for reduced operating hours in the case of staff reductions, for feedback. – COMPLETE (April 2)*
- *WMABC to gather feedback from commercial haulers on key hours.*

5. Wait times at Waste-to-Energy Facility

- Wait times have been higher than previous year in the last couple of weeks, due to a mini shut down (for cleaning/maintenance) and work on fly ash silo (which is now complete)
- Expect wait times to be back to normal next week

Action Items:

- *Metro Vancouver to forward information to WMABC on the next Waste-to-Energy Facility mini shut-down of the Waste-to-Energy Facility happening in a few days – COMPLETE (April 2)*
- *Metro Vancouver to provide weekly data on total time spent at the Waste-to-Energy Facility (i.e. time spent between inbound and outbound scales) for discussion at next meeting*

6. Waste and recyclable material from care homes

- Metro Vancouver has contact the health authorities but has not heard back yet.
- 19 care homes have reported COVID-19 cases. Unsure if that will impact waste or recycling
- Dave Millman confirmed that for their customers, everything from a care home or health care facility must be bagged and brought to the outside of the facility before pick-up
- Haulers do not handle waste, even if it is overflowing in a bin. Automated collection only
- Waste Management, Supersave and AJM Disposal have all been scheduling extra pick-ups due to increased waste volumes

Action Items:

- *Metro Vancouver to provide any feedback from health authorities to WMABC at next meeting*

7. Essential business definition as it applies to solid waste and recycling services

- MV received feedback from WMABC, RCBC, SWANA, and member jurisdictions on essential business definition as it applies to solid waste and recycling services
- Province published their list of essential businesses before MV had a chance to speak with them
- MV followed up with MOECSS on Tuesday morning via email – shared the list we generated and asked questions about their interpretation of their essential services definition (e.g. are Return-It Depots included? C&D?)
- WMABC developed a template document for hauling companies to provide to their drivers, describing their job as an essential service. This is important for drivers on-the-job and also during their commute to work. There are two versions – a detailed one, which was shared with EMBC,

and a simplified version

Action Items:

- *Metro Vancouver to share any response received from the Ministry of Environment and Climate Change Strategy about the essential business definition*
- *WMABC to share with Metro Vancouver the template provided to haulers describing waste collection as an essential service – both the detailed version and the simplified version.*

8. Driver access to washrooms / handwashing facilities

- *Emterra has fixed bathrooms at Surrey Transfer Station (with running water and soap), and portable toilets (with hand sanitizer) at North Shore Transfer Station. Working to get more portable toilets at all 3 facilities.*
- *Haulers trucking waste back and for from contingency disposal locations across the border have their own designated portable toilets*
- *Transfer station inspection checklist includes washroom facilities to ensure they are being cleaned and have adequate supplies*
- *WMABC provided feedback that hand-washing stations are important, as opposed to just toilets. Suggested portable handwashing stations as an option, with running water and soap*
- *Noel Massey has reached out to gas stations and several have agreed to allow his staff to use their washrooms as they are operating as an essential service. They have been very cooperative and understanding.*
- *City of Vancouver has a washroom at their transfer station – it is open to the public and accessible to drivers*

Action Items:

- *WMABC (Lori Bryan) will add a question about bathrooms / hand washing facilities to a survey they are issuing to members this week.*
- *Metro Vancouver to request Emterra to look into portable handwashing stations as an option for Metro Vancouver Transfer Stations. Josh JansenVandorn offered his contact information to assist.*
- *Metro Vancouver to find out what public washrooms remain open, or can allow collection crews access during this time (regional facilities, municipal facilities, etc). Metro Vancouver will poll municipalities to ask how they are providing washrooms/handwashing facilities to their staff on the road. Metro Vancouver will raise this at REAC on Friday, April 3, 2020.*
- *City of Vancouver (Albert Shames) will look into access to washrooms at the City's work yards.*

9. Hauler PPE & OH&S Practices – Update

- *This is a discussion item at REAC-Solid Waste Sub-Committee. Outcomes can be shared with WMABC*

10. Updates on any trends on:

- *Disposal ban surcharges: No notable trends/changes to date attributable to COVID-19. Top surcharges are cardboard and electronics, as usual.*

- Waste flows / loads (Attachment): Waste tonnages and loads are lower than in 2019 at the same time.

Attachment:

Daily and Weekly Waste Volumes and Loads

38134440

WMABC – Metro Vancouver COVID-19 Discussion

Wednesday, April 8, 2020

12:00 – 1:00 pm

ZOOM meeting – Online/Phone

Attendees

WMABC: Lori Bryan, Grant Hankins, Noel Massey, David Millman, Josh JansenVandorn

City of Vancouver: Lynn Belanger. *Not in attendance:* Albert Shames, Chris Underwood, Brennan Sharma

City of Surrey: Harry Janda

Metro Vancouver: Paul Henderson, Chris Allen, Sarah Evanetz, Stephanie Liu

AGENDA

1. MV Facility Operational Updates

- Handwashing stations are now in place at Coquitlam, North Shore, and Surrey Transfer Stations
- Working on resuming collection of clothing and expanded polystyrene at the North Shore and Coquitlam recycling depots
- WMABC confirmed haulers are still able to collect EPS as normal

Action Items:

- *Metro Vancouver to notify WMABC when resume collection of clothing and/or EPS at depots*

2. City of Vancouver Operational Updates

- Implemented some process changes on signing in/out
- Plexiglass installed at the scale houses
- Landfill has public washrooms, and transfer station washrooms are available (must ask for key)

3. Curbside collection program updates – Surrey and Vancouver

- Surrey: No major operational updates compared to last week. Waste collection crews are offered masks if they choose to wear them. So far haven't had issues accessing PPE supplies.
- Surrey has noticed a significant spike in organic waste cart orders (double compared to last March), likely driven by yard waste as kraft paper bags are no longer collected. Organics and recycling tonnages appear steady. Garbage pick-up is bi-weekly so this week's data will be a good indicator once it's available.
- Vancouver: No further updates

4. Contingency planning – WMABC feedback on proposed operating hours



- Metro Vancouver had proposed core hours of 5:30am-3pm if there is a need to scale back hours in future
- WMABC confirmed that for commercial haulers, earlier is better. However, they have also heard from their members that for residential collection vehicles, 3:00/3:30pm is too early to close as not all residential collection trucks are finished their routes at that time. Also, most vehicles are servicing residential customers at the moment, as many commercial customers have closed.
- City of Vancouver's facilities would likely consider opening for core hours from 5:30am to 3pm if needed, as traffic at their facility tends to decrease significantly in the afternoon.

Action Items:

- *Metro Vancouver to review data showing facility use at different time intervals. WMABC cautioned that some haulers are looking at rerouting, changing start/end times, etc. so the past weeks' data may not be representative of haulers' needs over the coming weeks and months.*

5. Wait times at Waste-to-Energy Facility – data on time spent at facility (Attachment 1)

- Wait times have returned to normal. Work on the fly ash silo has been completed. Not expecting any further delays moving forward.
- Currently in the midst of a mini-shutdown at the facility, which should impact direct haul customers (only impacts transfer haul on the back end)

6. Access to municipal washrooms

- Requested this information at the REAC meeting on Friday, April 3
- Some municipalities do have public washrooms that are open, or that are reopening after a brief closure
- Metro Vancouver facilities: some washrooms in parks but none are along trucking routes. Will continue to investigate non-Parks washrooms

Action Items:

- *Metro Vancouver to assemble a list of washrooms that are open – updates every day or as new information is received from municipalities.*

7. Requests for tipping fee reductions and payment deferral

- Metro Vancouver is finalizing a report for the April 15, 2020 Finance and Intergovernment Committee, likely to be posted tomorrow

Action Items:

- *Metro Vancouver to forward to WMABC the link to the April 15, 2020 Finance and Intergovernment Committee Agenda once it is published, along with information on how to speak as a delegation*
- *SuperSave (Josh Jansenvandorn) to forward information to Metro Vancouver about responses received across the country to requests for payment deferrals/reductions.*

8. Disposal ban surcharges – update

- No significant changes to disposal ban surcharges

- 100 surcharges last week and 125 surcharges this week. Increases were in the two categories, cardboard and electronics.

Action Items:

- *Metro Vancouver to share disposal ban surcharge data with WMABC, comparing current weekly data to average data since implementing the electronic surcharge program. (Continue including this data in weekly meetings going forward)*

9. Waste flows/loads – update (Attachment 2)

- 15% drop in the last week of march compared to last year in terms of waste in the system
- Traffic is also down 10-15%
- Green waste is up a bit this week but was down last week (possibly impacted by weather – more residents doing yard work in the sun)

Additional Action Items:

- *Metro Vancouver to ask EOC if we have a source for PPE / masks that we can share with WMABC.*
- *Vancouver to also look into sources of face masks*
- *Metro Vancouver to look at the tonnage split between single family waste and all commercial (which includes multi-family)*
- *Reschedule next week's meeting as Finance and Intergovernment Committee is 1-4pm. Suggest same day at 12noon, or move it to the following day.*

Attachments:

1. Waste-to-Energy Facility Turnaround Times
2. Daily and Weekly Waste Volumes and Loads

WMABC – Metro Vancouver COVID-19 Discussion

Thursday, April 16, 2020

12:00 – 1:00 pm

ZOOM meeting – Online/Phone

Attendees

WMABC: Lori Bryan, Grant Hankins, Noel Massey, David Millman, Josh JansenVandorn

City of Vancouver: Albert Shames, Chris Underwood, Lynn Belanger, Brennan Sharma

City of Surrey: Harry Janda

Metro Vancouver: Paul Henderson, Chris Allan, Sarah Evanetz, Stephanie Liu

AGENDA

1. MV Facility Operational Updates
2. City of Vancouver Operational Updates
3. Curbside collection program updates – Surrey and Vancouver
4. Contingency planning – Operating hours: review of facility use over time of day (Attachment 1)
5. Municipal washrooms – Map
(<https://www.google.com/maps/d/viewer?mid=1etEqj6AJ0eNKgf7Ep5QXmNQRfxOesb9&usp=sharing>)
6. Waste-to-Energy Facility Turnaround Times (Attachment 2)
7. Disposal ban surcharges – update (Attachment 3)
8. Waste flows/loads – update
 - a. Daily and Weekly Waste Flows/Loads (Attachment 4)
 - b. Single-Family and Commercial Tonnage Split – in progress

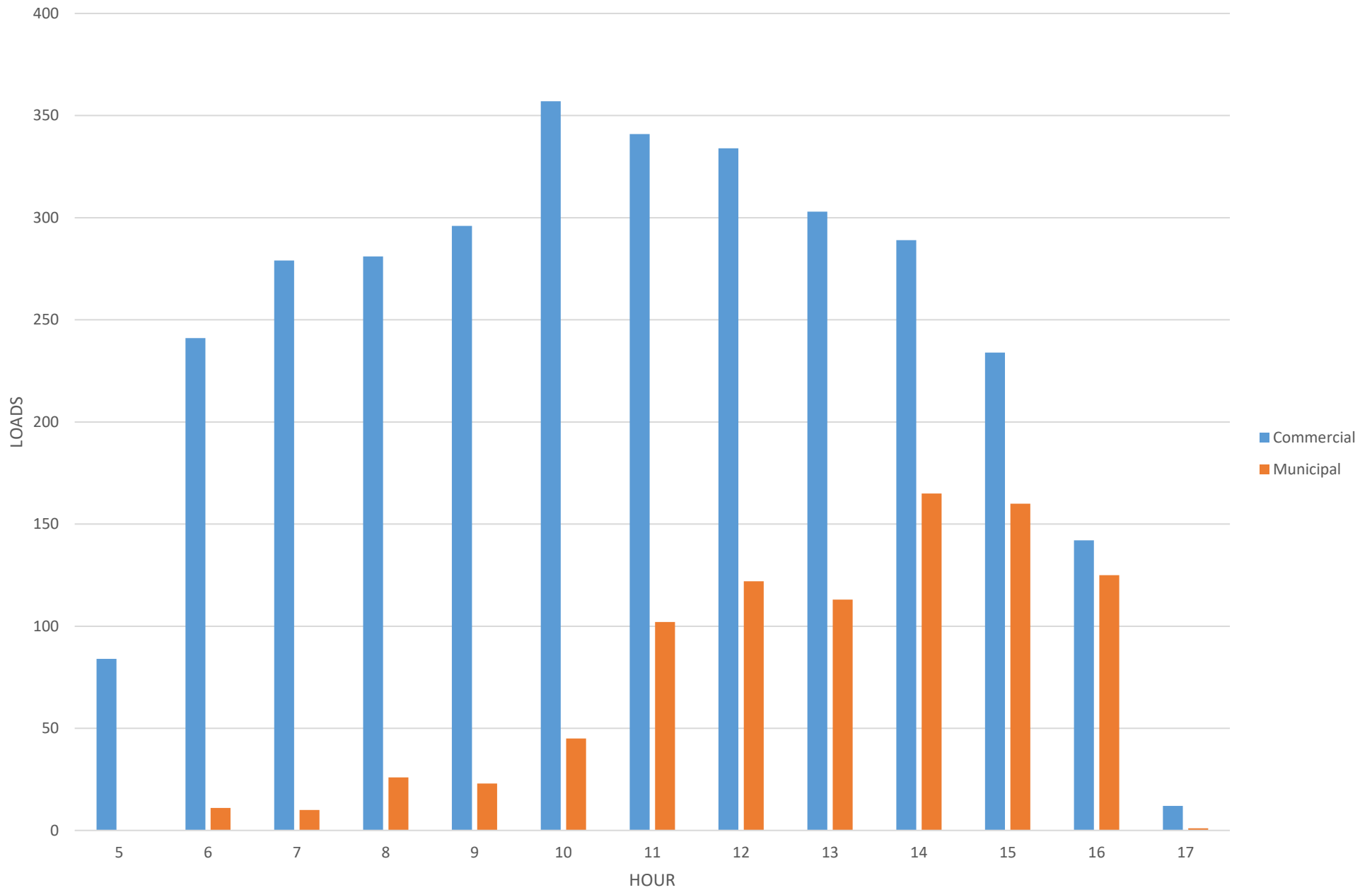
Attachments:

1. Facility Use Over Time of Day
2. Waste-to-Energy Facility Turnaround Times
3. Disposal Ban Surcharge Data
4. Daily and Weekly Waste Volumes and Loads

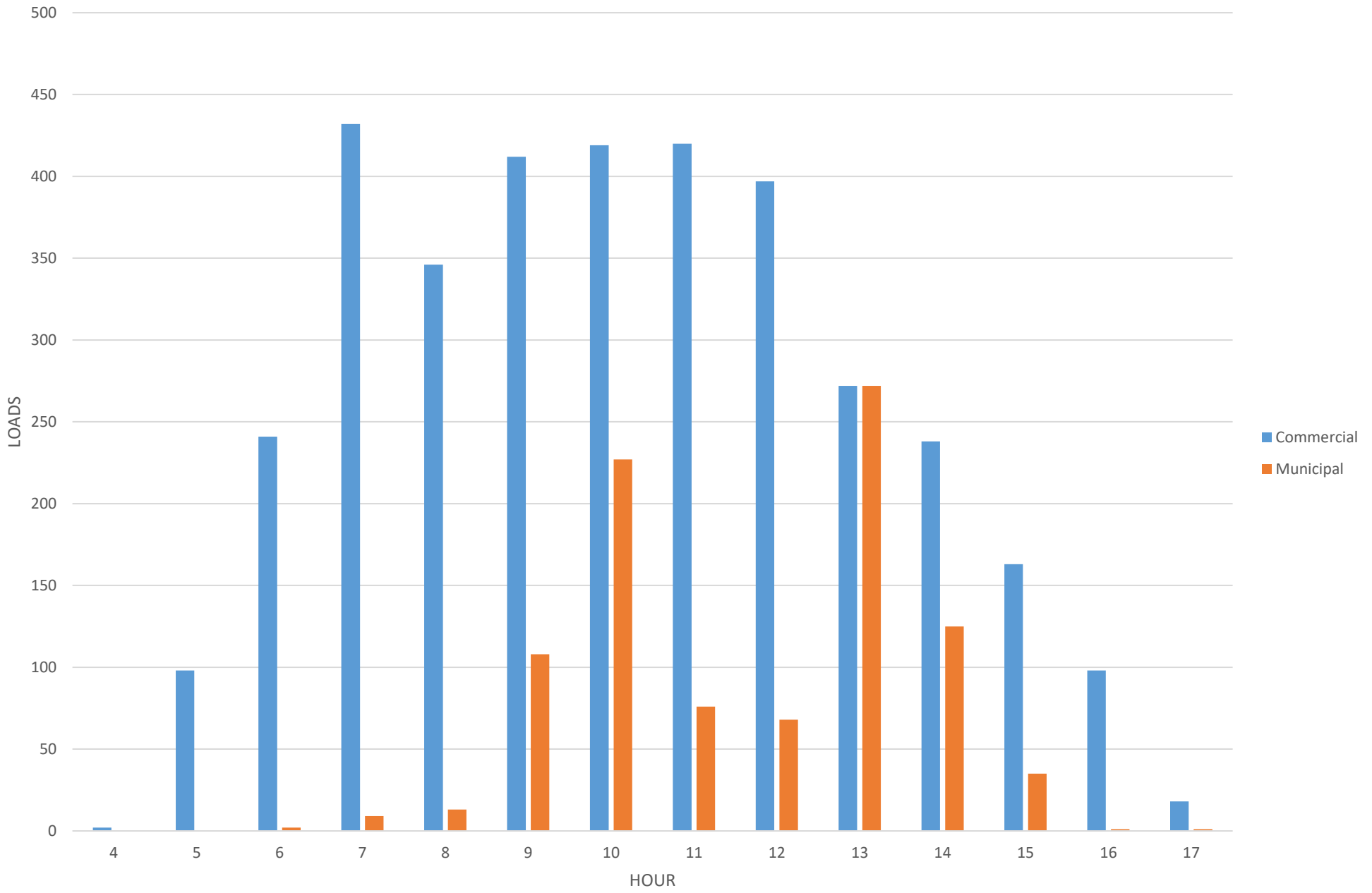
38388313



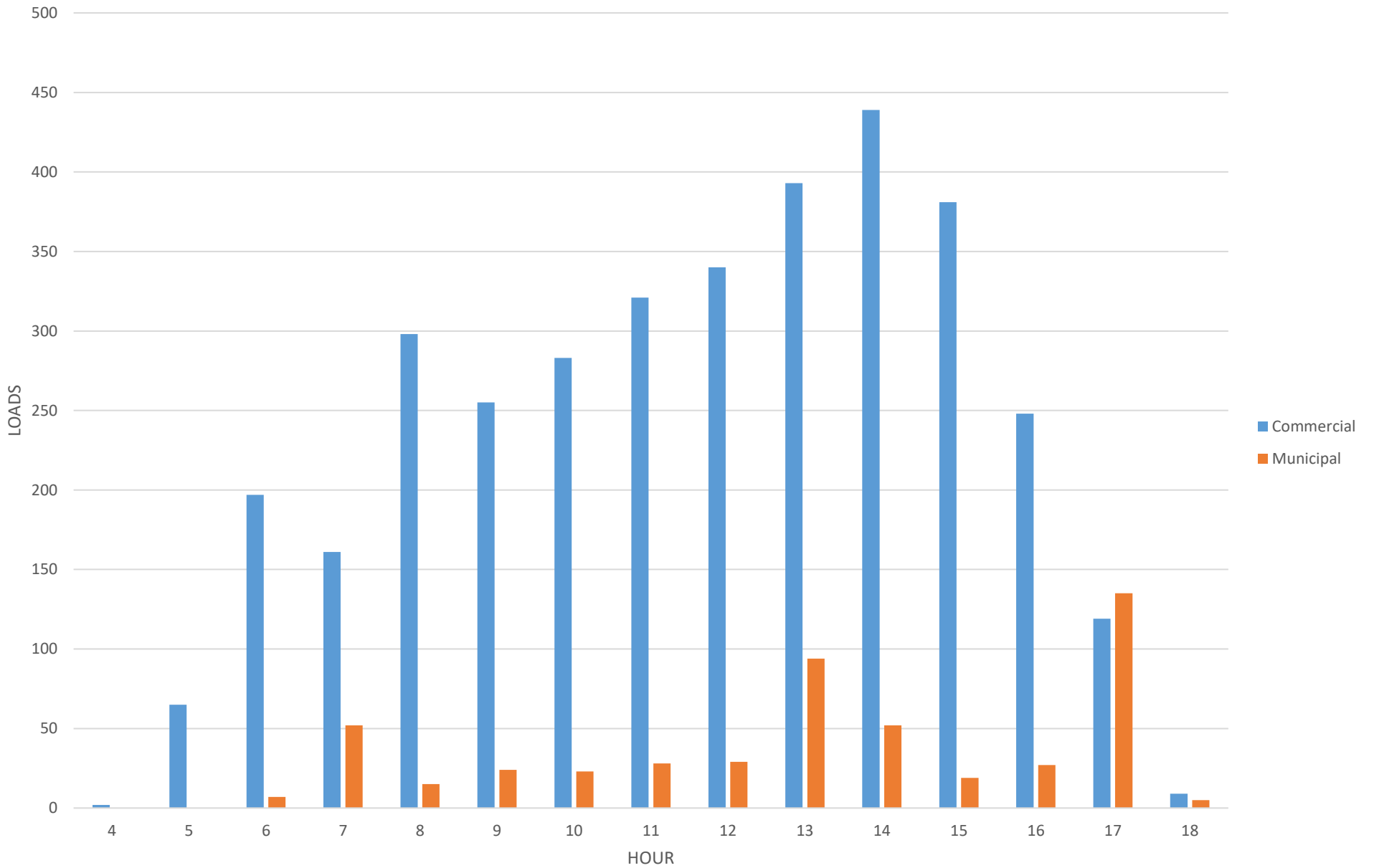
Commercial & Municipal Time of Entry
Surrey Transfer Station
March 1 to April 14, 2020



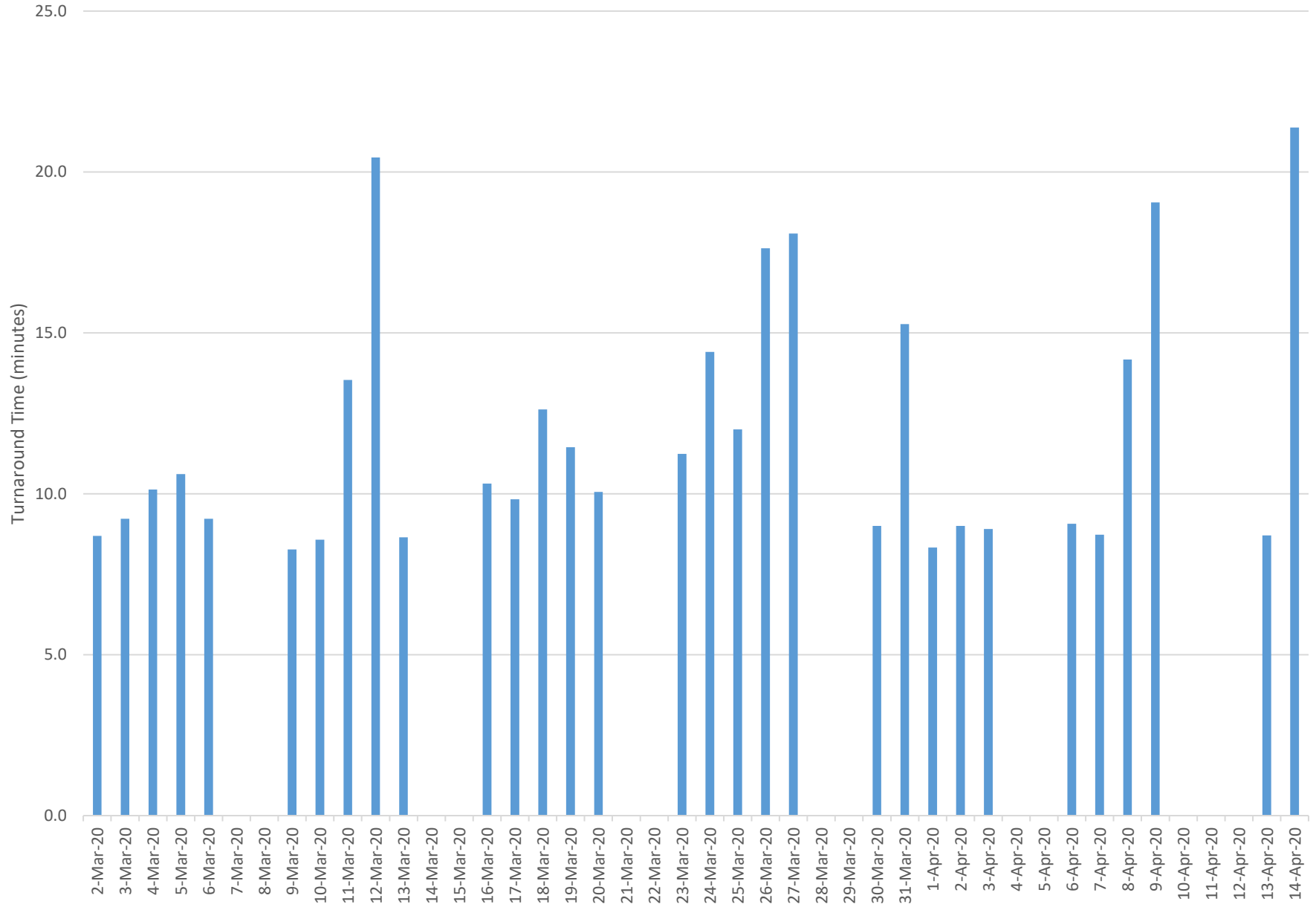
Commercial & Municipal Time of Entry
North Shore Transfer Station
March 1 to April 14, 2020



Commercial & Municipal Time of Entry
Coquitlam Transfer Station
March 1 to April 14, 2020



WTEF Turnaround Time (10 am - 3 pm)

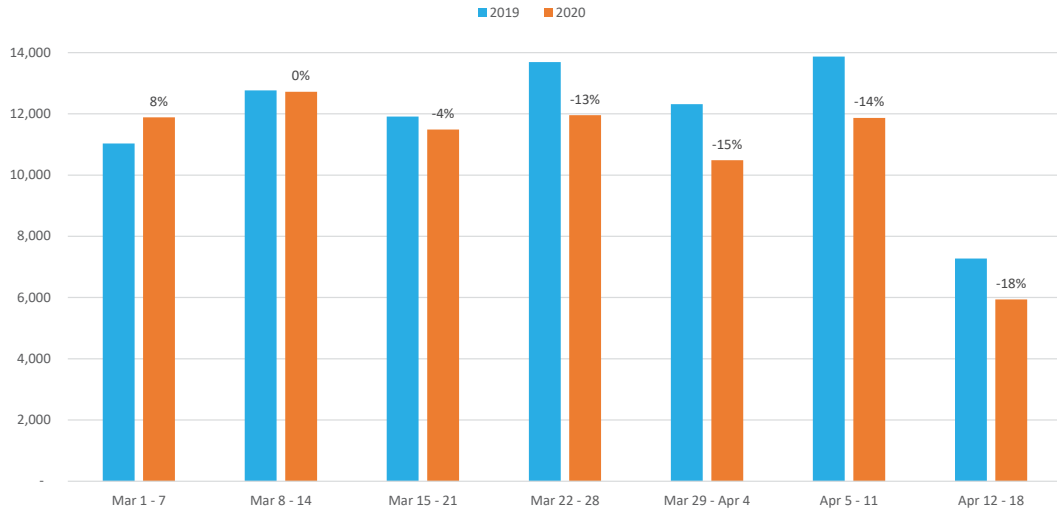


Metro Vancouver Disposal Ban Surcharges

Banned Material Type	Surcharges Per Week*			
	Historic Weekly Average (Jul 3, 2019 – Mar 3, 2020)	Mar 25-31, 2020	Apr 1-7, 2020	Apr 8-14, 2020
Antifreeze & Containers	0	0	0	0
Agricultural Waste	0	0	0	0
Automobile Waste	0	0	0	0
Beverage Containers >5%	0	0	0	0
Clean Wood >5%	3	1	3	3
Corrugated Cardboard >5%	21	18	28	17
Dusty Load	1	2	1	1
Electronics	32	32	45	36
EPS (Polystyrene Packaging) >20%	2	2	1	1
Food Waste >25%	4	2	8	1
Green Waste >5%	1	2	2	1
Gypsum	2	2	0	2
Hazardous Waste	0	0	0	0
Inert Filled	0	1	1	4
Large Containers < 205L	0	0	0	0
Liquid(s) or Sludge	0	0	0	0
Mattress	11	16	13	5
Mixed Recyclable Materials >5%	1	0	0	1
Oil, Oil Filters, and Oil Containers	1	2	1	2
Other Recyclable Containers >5%	0	0	0	0
Oversize Object	5	11	8	9
Paint	3	3	3	3
Propane Tank	0	0	2	0
Recyclable Paper >5%	1	0	0	1
Residual Products	0	0	0	0
Solvents & Flammable Liquids	1	1	3	2
Tires	3	5	3	3
Wire, Hosing, Rope, or Cable >1m	1	0	3	0
Total Per Week	95	100	125	92

*Data has not been reconciled.

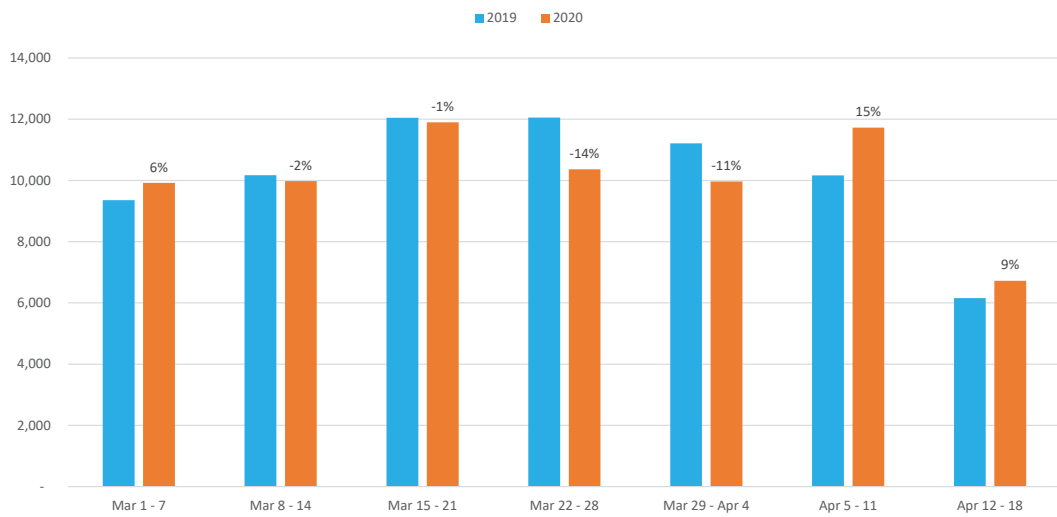
Total Tonnes Weekly Comparison - 2019 vs 2020*
Garbage - WTEF, STS, NSTS, CTS, MRRTS, LTS



*April Data not reconciled to date

Dates listed are 2020; 2019 data is from corresponding week day.

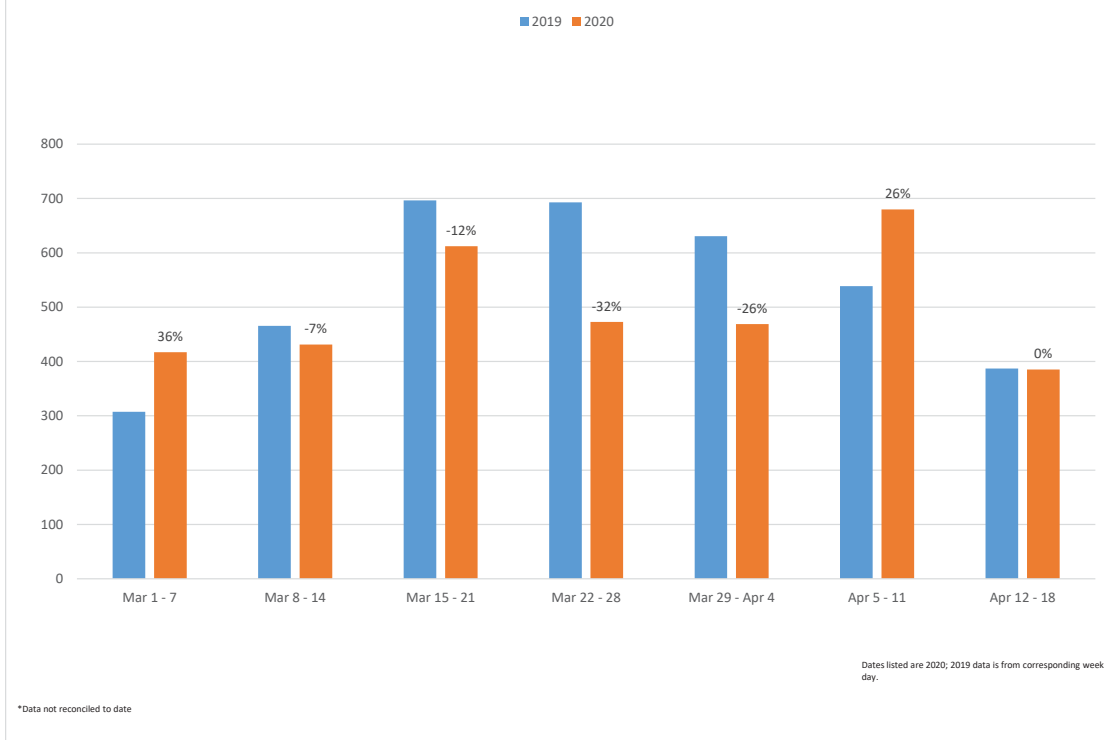
Total Loads Weekly Comparison - 2019 vs 2020*
Garbage - WTEF, STS, NSTS, CTS, MRRTS, LTS



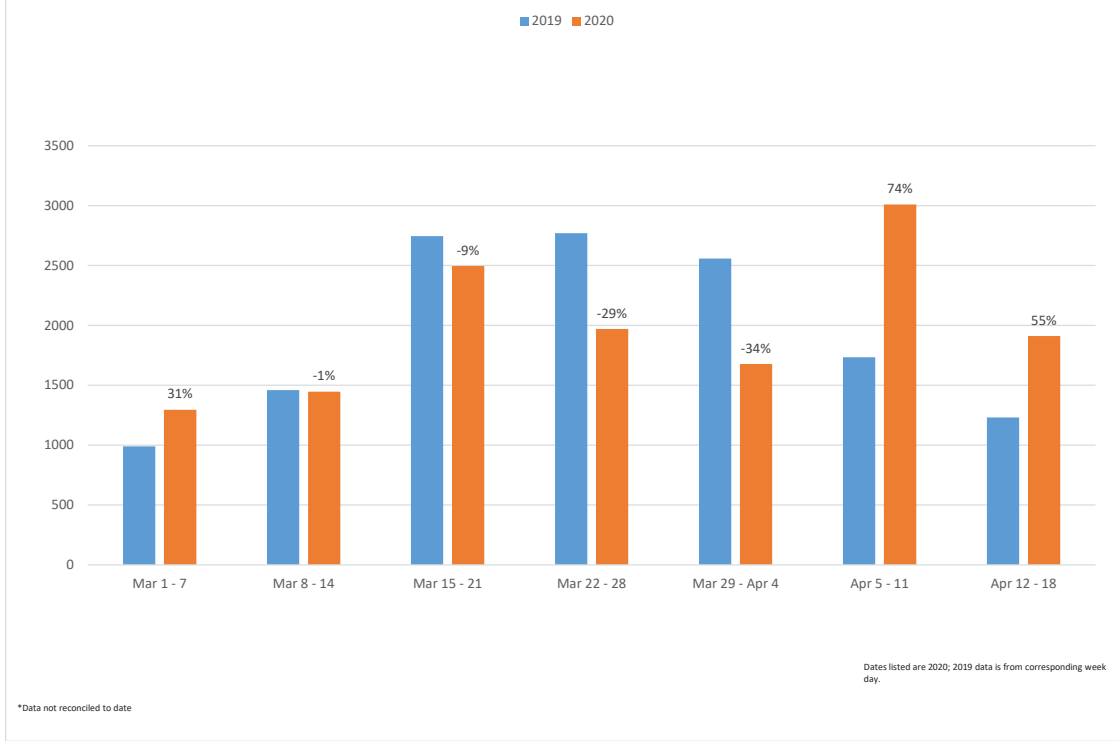
*April Data not reconciled to date

Dates listed are 2020; 2019 data is from corresponding week day.

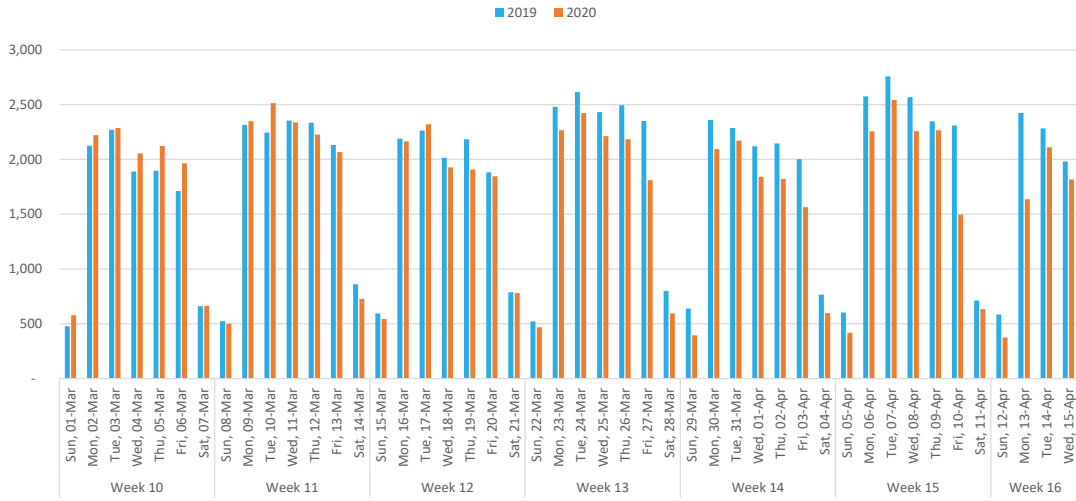
Total Tonnes Weekly Comparison - 2019 vs 2020*
Green Waste - STS, NSTS, CTS, MRRTS, LTS



Total Loads Weekly Comparison - 2019 vs 2020*
Green Waste - STS, NSTS, CTS, MRRTS, LTS



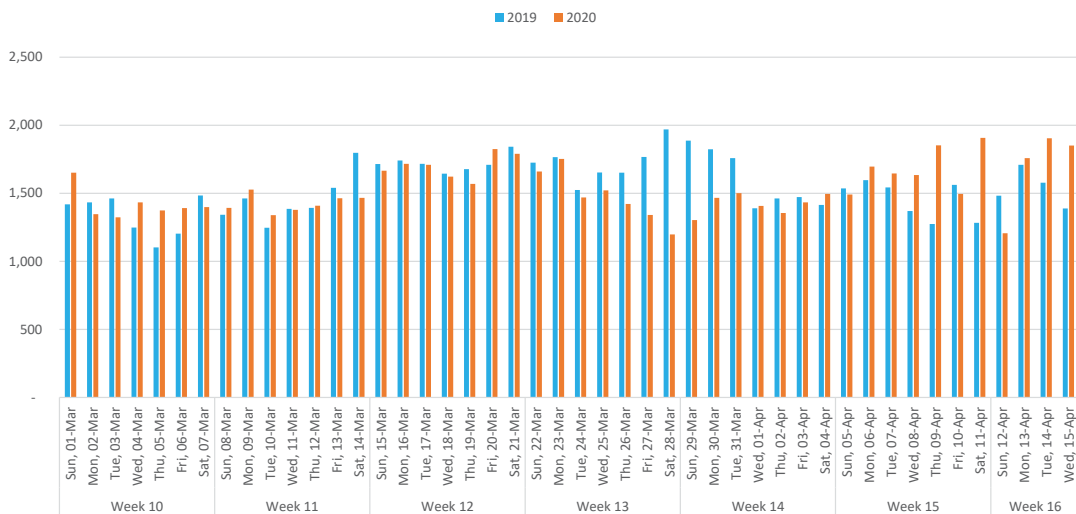
Daily Total Tonnes Comparison - 2019 vs 2020*
Garbage - WTEF, STS, NSTS, CTS, MRRTS, LTS



*April Data not reconciled to date

Dates listed are 2020; 2019 data is from corresponding week day.

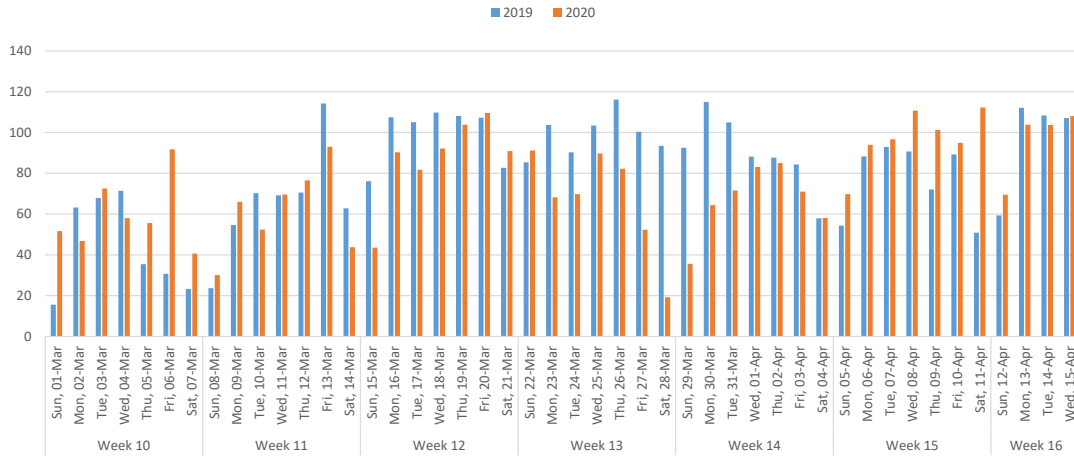
Total Loads Comparison - 2019 vs 2020*
Garbage - WTEF, STS, NSTS, CTS, MRRTS, LTS



*April Data not reconciled to date

Dates listed are 2020; 2019 data is from corresponding week day.

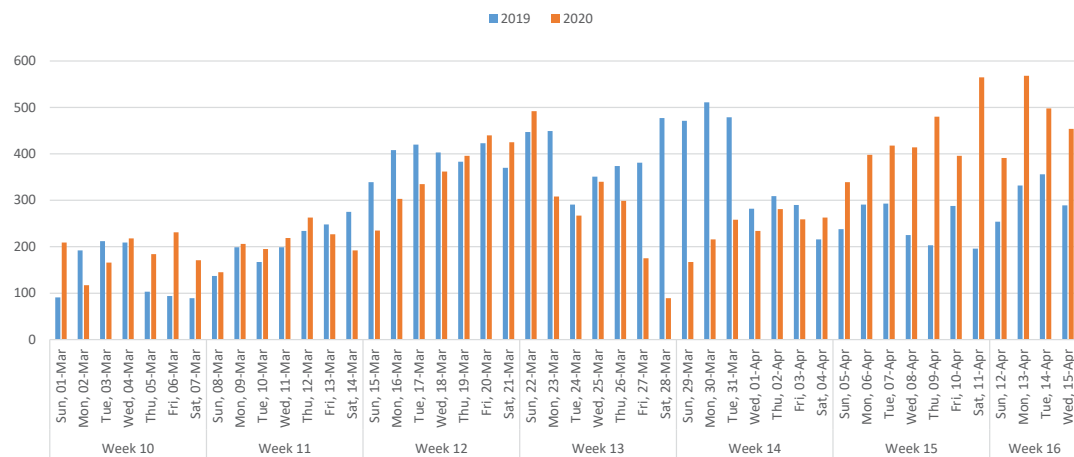
Total Tonnes Comparison - 2019 vs 2020*
Green Waste - STS, NSTS, CTS, MRRTS, LTS



*Data not reconciled to date

Dates listed are 2020, 2019 data is from corresponding week day.

Total Loads Comparison - 2019 vs 2020*
Green Waste - STS, NSTS, CTS, MRRTS, LTS



*Data not reconciled to date

Dates listed are 2020, 2019 data is from corresponding week day.

WMABC – Metro Vancouver COVID-19 Discussion

Thursday, April 16, 2020

12:00 – 1:00 pm

ZOOM meeting – Online/Phone

Attendees

WMABC: Lori Bryan, Grant Hankins, Noel Massey, David Millman, Josh JansenVandorn

City of Vancouver: Albert Shames, Chris Underwood, Lynn Belanger. Not in attendance: Brennan Sharma

City of Surrey: Not in attendance: Harry Janda

Metro Vancouver: Paul Henderson, Chris Allan, Stephanie Liu, Maria Lo. Not in attendance: Sarah Evanetz

AGENDA

1. MV Facility Operational Updates

- Residential EPS collection has resumed at recycling depots at North Shore and Coquitlam Transfer Stations (Recycle BC has resumed their service with Green By Nature)
- Books and textiles collection at the recycling depots has also been restored
- Operating as normal at Metro Vancouver Transfer Stations

Action Item (not related to the meeting but to include in follow-up email to WMABC):

- Carpet is temporarily no longer accepted at Coquitlam Transfer Station as the processor has closed

2. City of Vancouver Operational Updates

- Steady residential and small commercial traffic over the long weekend
- Still not accepting clothing for donation for now – will monitor now that Metro Vancouver has resumed acceptance
- Resuming acceptance of EPS on Monday, April 20 with Recycle BC

3. Curbside collection program updates – Surrey and Vancouver

- None

4. Contingency planning – Operating hours: review of facility use over time of day (Attachment 1)

- Data shows there is a need for service at the beginning and end of the day, particularly commercial vehicles at beginning of day and municipal vehicles near the end of the day
- If needed, could start by reducing hours for non-account customers (e.g. 10-3 for non account customers) and maintain hours for account customers by running only the unattended scales. This would reduce staffing requirements at the beginning and end of the day.



- Vancouver mentioned we reduced hours for non-account customers, there would be a need to monitor illegal dumping as a potential unattended consequence

Action Items:

- Metro Vancouver to send WMABC the proposed contingency plan for reducing hours if needed: start by reducing hours for non-account customers and maintaining normal hours for account customers using the unattended scales at the beginning and end of the day.

5. Municipal washrooms – Map

(<https://www.google.com/maps/d/viewer?mid=1etEqj6AJ0eNKgf7Ep5QXmNQRfxOesb9&usp=sharing>)

- Maria Lo demonstrated the washroom map on a computer and on a mobile phone
- Some of the washrooms are not accessible to large trucks
- Users can provide feedback if they are on the road and find that a listed washroom is closed
- Will be shared with REAC and REAC-Solid Waste Sub-Committee
- Positive feedback from WMABC

Action Item:

- *WMABC to provide feedback on anyone else who should be notified about this map. WMABC suggested delivery companies.*

6. Waste-to-Energy Facility Turnaround Times (Attachment 2)

- Spike on Monday due to issue with a transfer trailer
- Coordinating with Emterra to ensure transfer trailers are spaced out to keep wait times down
- Operational shut-downs and maintenance work have been completed – do not anticipate any more site interruptions in the near future

Action Item:

- Metro Vancouver to continue to report on Waste-to-Energy Facility Turnaround Times each week

7. Disposal ban surcharges – update (Attachment 3)

- Disposal Ban Surcharge Data available to view
- Not just commercial – it's all traffic
- Includes all loads, but should primarily be commercial loads because residential customers will often pull out the banned material from their load to avoid a surcharge.

Action Items:

- Metro Vancouver to provide disposal ban data for just commercial loads, so that WMABC can communicate to haulers about any items with higher commercial surcharge levels

8. Waste flows/loads – update

a. Daily and Weekly Waste Flows/Loads (Attachment 4)

- Waste flows are down, but transactions are up, especially for green waste

- This is consistent with our observation of an increase in smaller vehicles, and decrease in total tonnage – similar to Vancouver’s observations
- WMABC request just commercial waste flows – we are still working on this data (see item (b) below)
- b. Single-Family and Commercial Tonnage Split – in progress
 - To be sent by next meeting

Other items:

- WMABC asked if they’ve seen an increase in illegal dumping:
 - o Some data was posted to REAC-SWSC SharePoint yesterday.
 - o So far no indication on new illegal dumping trends based on data collected from municipalities, although we are continuing to monitor especially as many large item pickup programs have been suspended
 - o Diabetes association stopped servicing clothing bins and left bins – there have been some concerns with debris left by the bins
 - o Lots of PPE observed littered in parking lots, especially outside grocery stores
 - o Commercial customers are doing a good job at bagging PPE material in the garbage (feedback from Waste Management)

Action Items:

- o *Metro Vancouver to share municipal data on illegal dumping at next week’s meeting with WMABC, and with PREOC*
- o *WMABC will ask whether their members have noticed garbage left at customers’ sites. Immediate feedback was that Waste Management and SuperSave have not noticed much dumping by garbage bins.*
- o *Vancouver to provide a report/update from their street inspectors on any changes/observations around commercial garbage bins.*

Attachments:

1. Facility Use Over Time of Day
2. Waste-to-Energy Facility Turnaround Times
3. Disposal Ban Surcharge Data
4. Daily and Weekly Waste Volumes and Loads

WMABC – Metro Vancouver COVID-19 Discussion

Thursday, April 23, 2020

11:00 am – 12:00 pm

ZOOM meeting – Online/Phone

Attendees

WMABC: Lori Bryan, Grant Hankins, Noel Massey, David Millman, Josh JansenVandorn

City of Vancouver: Albert Shames, Chris Underwood, Lynn Belanger, Brennan Sharma

City of Surrey: Harry Janda

Metro Vancouver: Paul Henderson, Chris Allan, Sarah Evanez, Stephanie Liu

AGENDA

1. MV Facility Operational Updates
 - Resumed sales of compost at NSTS
2. City of Vancouver Operational Updates
 - Started Styrofoam as of April 20
 - Opened compost facility back for commercial customers to buy compost. Will monitor to see how it plays out for residential folks but currently no residential transactions allowed
 - After switching to no cash, had complaints initially but it's tapered off in the last couple weeks
 - No changes to operation hours so far. Fully staffed and business as usual
3. Curbside collection program updates – Surrey and Vancouver
 - Status quo
 - Still not collecting extra waste or LIPU – will discuss with contractor when/how they might resume that in the future
 - 30% increase in organic waste. Initially thought it would decrease after they stopped collecting excess material, but it hasn't stopped. It's a good thing in that the extra material isn't being placed in the garbage
 - The excess is mostly yard waste. Residents are using neighbours carts to fill everything up if needed. Lots of people upsizing their carts as well.
 - Surrey biofuel operating as normal
 - Illegal dumping has decreased (surprising as the LIPU program has been suspended)
 - o Asking for small vehicle data going to STS compared to last year

- Paul said: we no longer have data by municipality of origin anymore, but we can look at STS and see what's happening at that facility and provide that data to you. Let's do it for ALL the transfer stations – we can show at REAC-SWSC and WMABC as well. Weekly data on all the facilities separately.

-

4. Illegal Dumping

a. Municipal illegal dumping data (Attachment 1)

- Next week show the charts from Adriana's ppt presentation that show a decrease compared to last year. The message is that there is a decrease – Adriana or Maria can present the data

b. City of Vancouver street inspectors update

- Anecdotal: more in downtown / downtown east side; otherwise mostly business as normal
- No stats on whether ticketing has increased or not. It's a matter of whether they can even find someone to communicate with who operates the bins. Some bins are just abandoned because the businesses aren't running right now

c. Metro Vancouver PPE littering graphic (Attachment 2)

- Share the graphics in a useable form in case the members are able to use the ad. Can be re-branded, although we leave our logo and remove our tag-line
- **MV to send to Lori and she can distribute it to members**

5. Waste-to-Energy Facility Turnaround Times (Attachment 3)

- Chart shows 1-hr wait times
- David Millman said staff said Friday was 1.5 hr wait
- Long wait times
- Long wait times before you get to the scales
- Increase in number of transactions at transfer stations (small vehicles), but at the WTEF it's only commercial and commercial tonnage is down
- There is more transfer loads coming to WTEF
- **Metro Vancouver Will investigate further to see why there are such long wait times despite reduction in tonnage – looking at data and cameras to monitor the situation – report back**
- Working with emterra to move more of the transfer loads outside of the busy hours during the day
- Discussion on whether hospital loads can go back to the VLF rather than all being redirected to the WTEF
- **Action: City of Vancouver to get back to group by early next week on this discussion on whether VLF can accept hospital waste (significant amounts – 10,000t per year, ~1,000 loads/yr – probably more now with all the additional PPE being used)**
- Noel Massey said: care home waste has gone up, picking up daily now. Is there any concern with that at the landfill? We're maintaining safety of collection crews by requiring it's all contained.

- Front load bins
 - In general it's fine except for biowaste and hazardous waste – should be separating their waste as per normal
 - MV facilities are not getting reports of noticeable quantities of un-bagged items
 - David Millman and Noel Massey: everyone's been really diligent about bagging. Haven't noticed many issues. They understand that must be bagged and contained in bins or it's not being picked up
 - **Action item: share across the region through Vancouver coastal – Vancouver's message on binners getting on contain (message to care homes forwarded from City of Vancouver?)**
 - **If yellow bags arrive, they need to be pulled out if at TSs, but at WTEF it's not possible to do that at all. They note it and put it into the feed chute. Incidents are traced back to health authority and communicated back to the facility. Figure out where the material came from to see if it needs to be tried to removed or now. Hard to know whether it's biomedical waste or if it was just the wrong bag used, but operate under assumption that it's hazardous**
6. Disposal ban surcharges (Attachment 4) – commercial load split to come next week
- WMABC will provide feedback on the disposal ban report once Lori has circulated and they have a chance to discuss together
 - The report gets published in 2 weeks – please provide feedback soon
 - Can we focus the data on the multi-family? – no we can't delineate it. We can get commercial and residential by next week, but don't have a way to separate multi-family from the rest of commercial
 - David Millman was asking because they have the most control to communicate, because maybe the households aren't as good at separating as the commercial businesses that are now closed
 - **Chris will check with Brandon with on-the-ground observation**
 - **Also check with Recycle BC to see if they're also seeing an increase in cardboard – maybe provide more corrugated cardboard containers?**
 - **MV will check with Andrew Doi to see if we have any RecycleBC data available. There was a REAC-SWSC action item to request RecycleBC data. Volume information (not weight), such as increased number of loads or cubic metres. Challenging because as of May 19 they are moving to a new processor**
 -
7. Waste flows/loads – update
- a. Daily and Weekly Waste Flows/Loads, including Single-Family/Commercial Split (Attachment 5)
 - How is the SF data pulled – it includes the contractors that are hauled by haulers – it's all the direct billed material that is billed directly back to munis, including munis that do their own collection with their own crews. Even maple ridge is in there because it's tagged at the STS as single family curbside. Couple minor exceptions but it's very representative.

- City of north van combines with ops material but it's super minor

Attachments:

1. Municipal illegal dumping data
2. PPE littering graphic
3. Waste-to-Energy Facility Turnaround Times
4. Disposal Ban Surcharge Data to Apr 21, 2020
5. Daily and Weekly Waste Volumes and Loads

38499388

WMABC – Metro Vancouver COVID-19 Discussion

Wednesday, April 29, 2020

1:00 pm – 2:00 pm

ZOOM meeting – Online/Phone

Attendees

WMABC: Lori Bryan, Grant Hankins, David Millman, Noel Massey, Josh JansenVandorn

City of Vancouver: Albert Shames, Chris Underwood, Lynn Belanger, Chris Dodd, Brennan Sharma

City of Surrey: Harry Janda

Metro Vancouver: Paul Henderson, Chris Allan, Sarah Evanetz, Adriana Velazquez, Stephanie Liu

AGENDA

1. MV Facility Operational Updates
2. City of Vancouver Operational Updates
3. Curbside collection program updates – Surrey and Vancouver
4. Illegal Dumping
 - a. Illegal dumping data - presentation (Attachment 1)
 - b. Updated PPE littering graphic (Attachment 2) – [download graphics here](#)
5. Waste-to-Energy Facility Turnaround Times (Attachment 3)
6. Hospital and Care Home Waste
 - a. City of Vancouver’s message to care homes (Attachment 4)
 - b. Update on hospital waste disposal – City of Vancouver and Metro Vancouver
7. Disposal bans
 - a. Disposal ban surcharge data and on-the-ground observations (Attachment 5)
 - b. WMABC’s feedback on format of Zero Waste Committee disposal ban report
8. Waste flows/loads – data (Attachment 6)

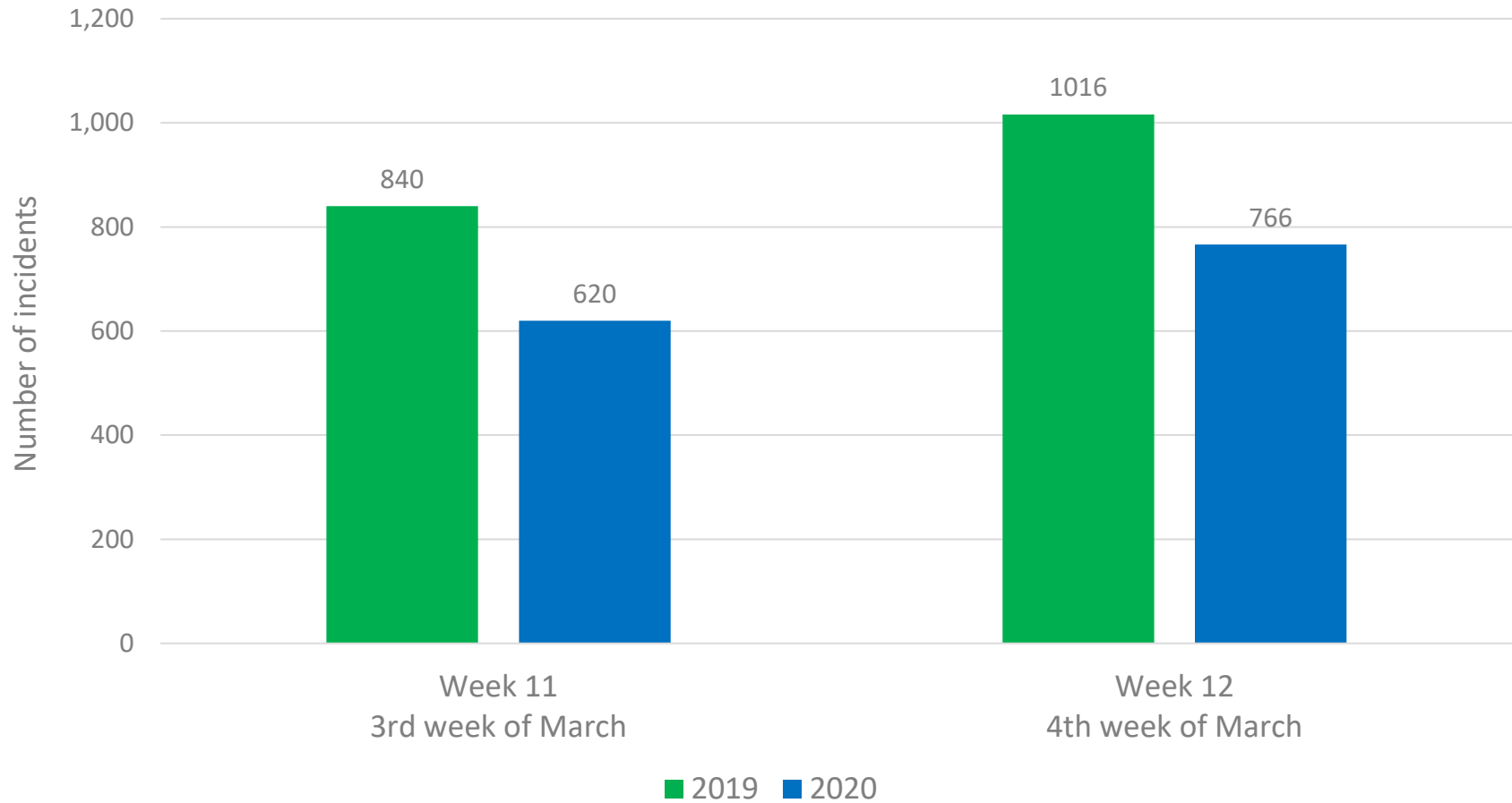
Attachments:

- | | |
|--|---|
| 1. Illegal dumping data – 2019 v.s. 2020 | 5. Disposal Ban Surcharge Data with commercial loads separated |
| 2. Updated PPE littering graphic – for use | |
| 3. Waste-to-Energy Facility Turnaround Times | 6. Daily and Weekly Waste Volumes and Loads (system-wide and by-facility), and Single-Family/Commercial Split (system-wide) |
| 4. City of Vancouver’s message to care homes | |

38499388



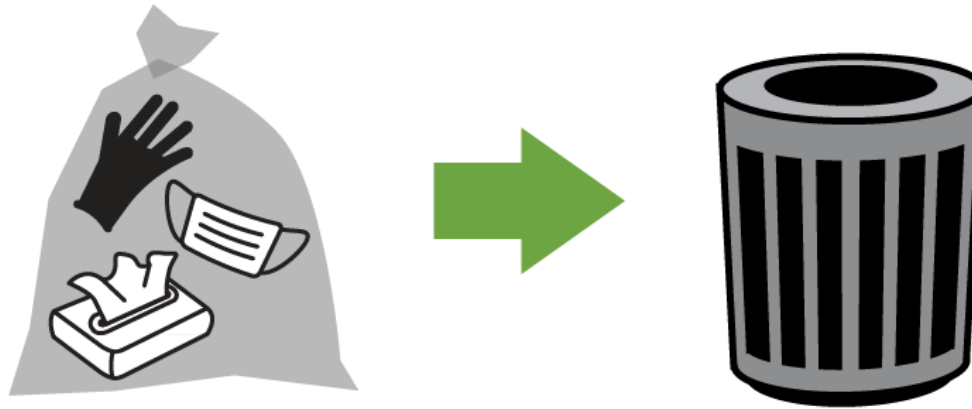
Illegal Dumping Activity in Metro Vancouver – COVID-19



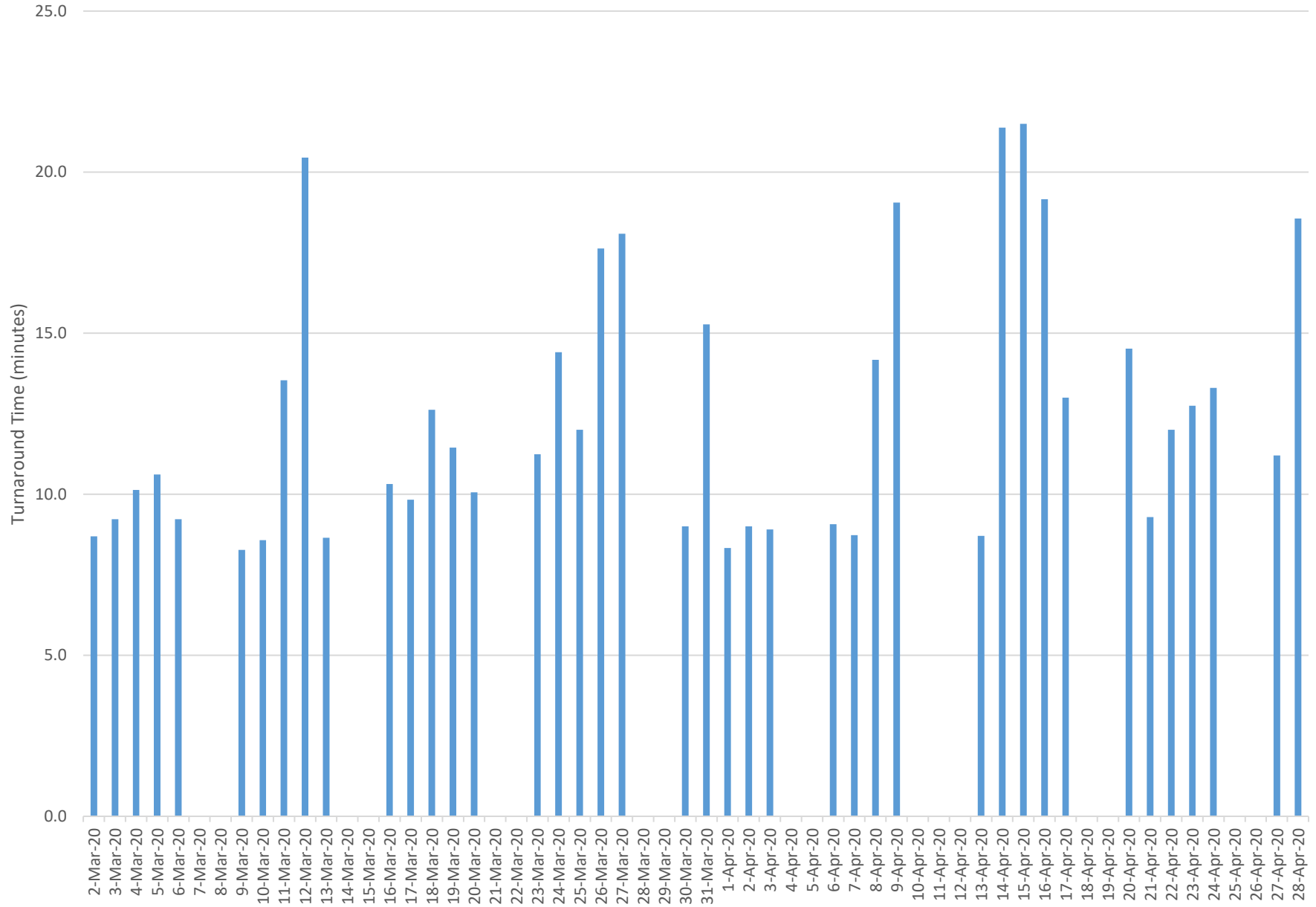
Week 11: Starting on Mar 15, 2020 and Mar 17, 2019
Week 12: Starting on Mar 22, 2020 and Mar 24, 2019

metrovancouver

Bag it. Bin it.



WTEF Turnaround Time (10 am - 3 pm)



The following is a message sent to long-term care facilities from the City of Vancouver.

Guidelines for disposal and management of waste at long-term care facilities

To help prevent the spread of COVID-19, and to protect both waste collection workers and our most vulnerable populations, long term care facility staff are asked to follow these guidelines:

Guidelines for proper waste disposal

- All general waste materials must be placed in plastic garbage bags, tied securely and then put in the garbage container for collection. No loose or un-bagged garbage.
- All personal hygiene waste (used tissues, gloves, masks, wipes) must be double-bagged before being placed in the garbage container.
- All waste materials that have been or may have been exposed to the COVID-19 virus must be double-bagged before being placed in the garbage container.
- NO biomedical waste of any kind should be placed in the regular garbage.
- NO garbage of any kind should be mixed with recyclable materials.

Guidelines for proper management of Containers

Waste and recycling containers stored outside must be closed and locked at all times (except when in direct use or when being emptied.)

Locked containers prevent access by transients, the homeless and binners. Unlocked containers are an invitation to our most vulnerable members to dig into them looking for returnable containers or other items of value. Anyone digging into the bin could be at risk of coming into contact with the COVID-19 virus.

Thank you for your support in these challenging times.

Albert Shames
Director – Waste Management and Resource Recovery
City of Vancouver
albert.shames@vancouver.ca
604-873-7300

Metro Vancouver Disposal Ban Surcharges

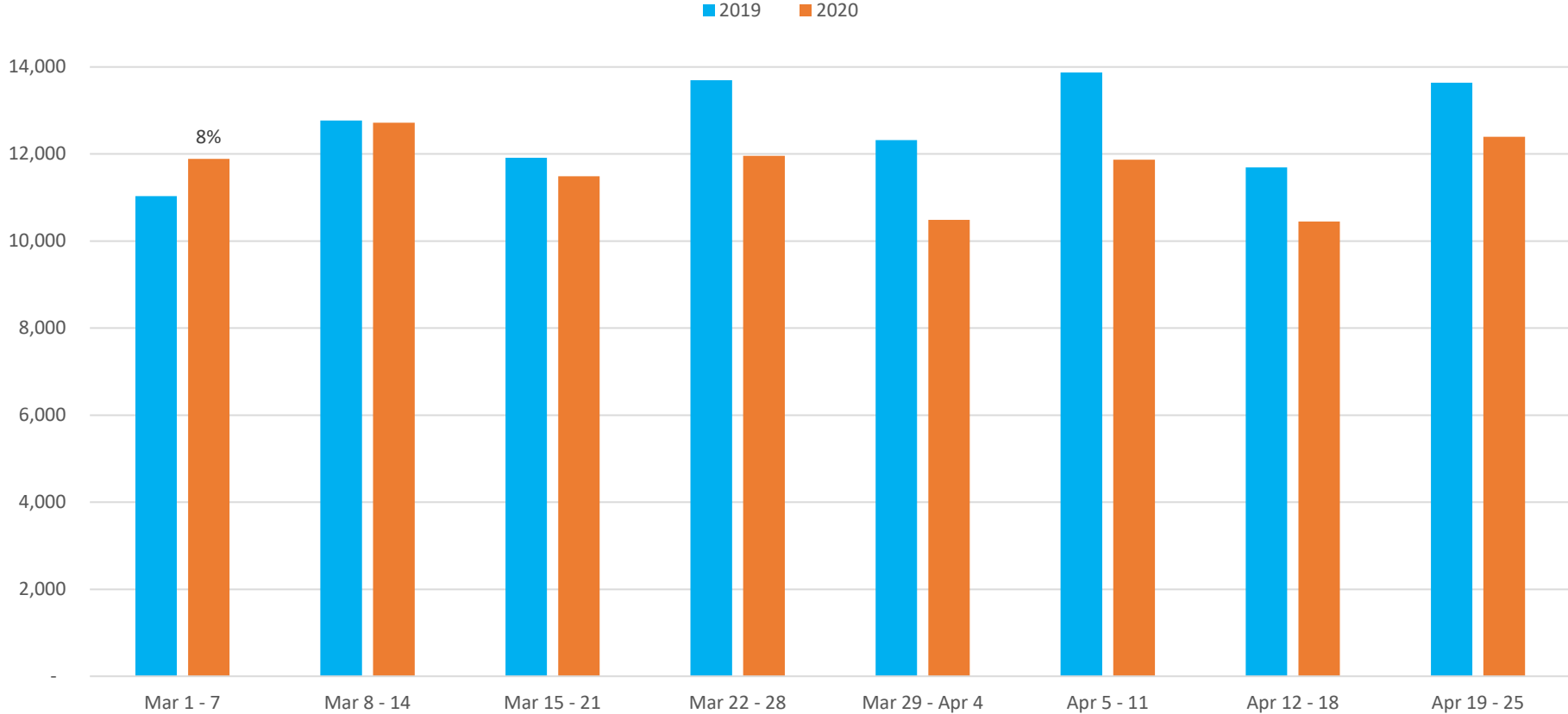
Banned Material Type	Surcharges Per Week*					
	Historic Weekly Average Jul 3, 2019 – Mar 3, 2020 (Commercial loads in brackets)	Mar 25-31, 2020 (Commercial loads in brackets)	Apr 1-7, 2020 (Commercial loads in brackets)	Apr 8-14, 2020 (Commercial Loads in brackets)	Apr 15-21, 2020 (Commercial Loads in Brackets)	Apr 22-28, 2020 (Commercial Loads in brackets)
Antifreeze & Containers	0 (0)	0 (0)	0 (0)	0 (0)	0 (0)	0 (0)
Agricultural Waste	0 (0)	0 (0)	0 (0)	0 (0)	0 (0)	0 (0)
Automobile Waste	0 (0)	0 (0)	0 (0)	0 (0)	0 (0)	0 (0)
Beverage Containers >5%	0 (0)	0 (0)	0 (0)	0 (0)	0 (0)	0 (0)
Clean Wood >5%	3 (3)	1 (1)	3 (3)	3 (1)	3 (3)	1 (1)
Corrugated Cardboard >5%	21 (20)	18 (18)	28 (27)	17 (17)	37 (34)	23 (20)
Dusty Load	1 (1)	2 (2)	1 (1)	1 (1)	1 (1)	0 (0)
Electronics	32 (27)	32 (28)	45 (41)	36 (32)	47 (46)	34 (28)
EPS (Polystyrene Packaging) >20%	2 (2)	2 (2)	1 (0)	1 (1)	0 (0)	0 (0)
Food Waste >25%	4 (4)	2 (2)	8 (8)	1 (1)	4 (4)	2 (2)
Green Waste >5%	1 (0)	2 (0)	2 (2)	1 (0)	1 (1)	1 (0)
Gypsum	2 (1)	2 (0)	0 (0)	2 (2)	5 (3)	3 (3)
Hazardous Waste	0 (0)	0 (0)	0 (0)	0 (0)	0 (0)	0 (0)
Inert Filled	0 (0)	1 (1)	1 (0)	4 (1)	0 (0)	1 (0)
Large Containers < 205L	0 (0)	0 (0)	0 (0)	0 (0)	2 (2)	0 (0)
Liquid(s) or Sludge	0 (0)	0 (0)	0 (0)	0 (0)	0 (0)	0 (0)
Mattress	11 (7)	16 (10)	13 (9)	5 (3)	13 (10)	15 (12)
Mixed Recyclable Materials >5%	1 (1)	0 (0)	0 (0)	1 (0)	2 (2)	4 (4)
Oil, Oil Filters, and Oil Containers	1 (1)	2 (2)	1 (1)	2 (1)	1 (1)	0 (0)

Other Recyclable Containers >5%	0 (0)	0 (0)	0 (0)	0 (0)	0 (0)	0 (0)
Oversize Object	5 (4)	11 (11)	8 (6)	9 (8)	10 (8)	13 (11)
Paint	3 (3)	3 (2)	3 (3)	3 (3)	8 (7)	10 (4)
Propane Tank	0 (0)	0 (0)	2 (0)	0 (0)	2 (1)	0 (0)
Recyclable Paper >5%	1 (1)	0 (0)	0 (0)	1 (1)	1 (1)	0 (0)
Residual Products	0 (0)	0 (0)	0 (0)	0 (0)	0 (0)	0 (0)
Solvents & Flammable Liquids	1 (1)	1 (1)	3 (3)	2 (1)	2 (2)	0 (0)
Tires	3 (2)	5 (4)	3 (3)	3 (3)	6 (6)	9 (8)
Wire, Hosing, Rope, or Cable >1m	1 (1)	0 (0)	3 (2)	0 (0)	2 (2)	2 (2)
Total Per Week	95 (79)	100 (84)	125 (109)	92 (76)	147 (134)	118 (95)

*Data has not been reconciled.

Total Tonnes Weekly Comparison - 2019 vs 2020*

Garbage - WTEF, STS, NSTS, CTS, MRRTS, LTS

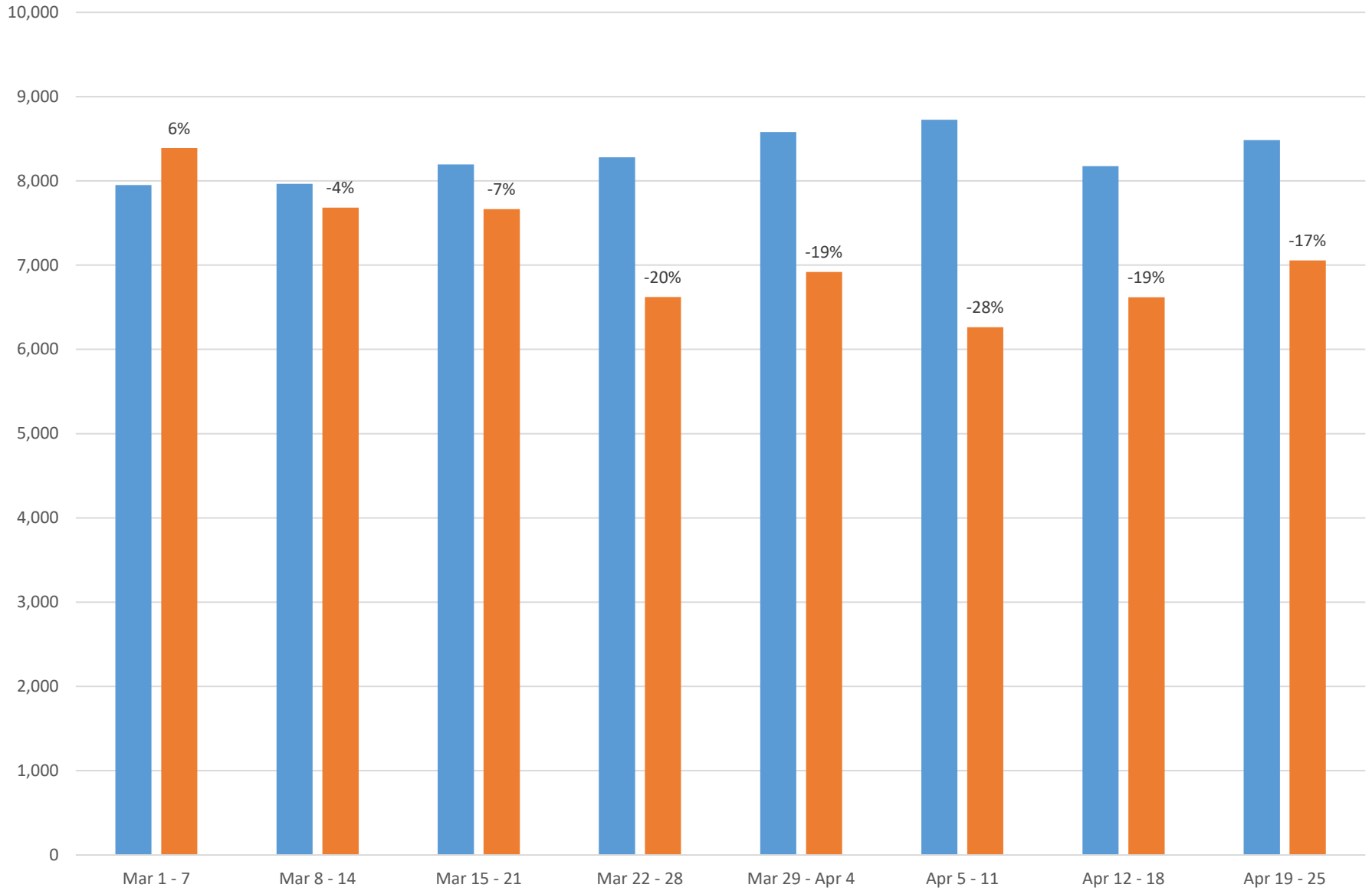


*April Data not reconciled to date

Dates listed are 2020; 2019 data is from corresponding week day.

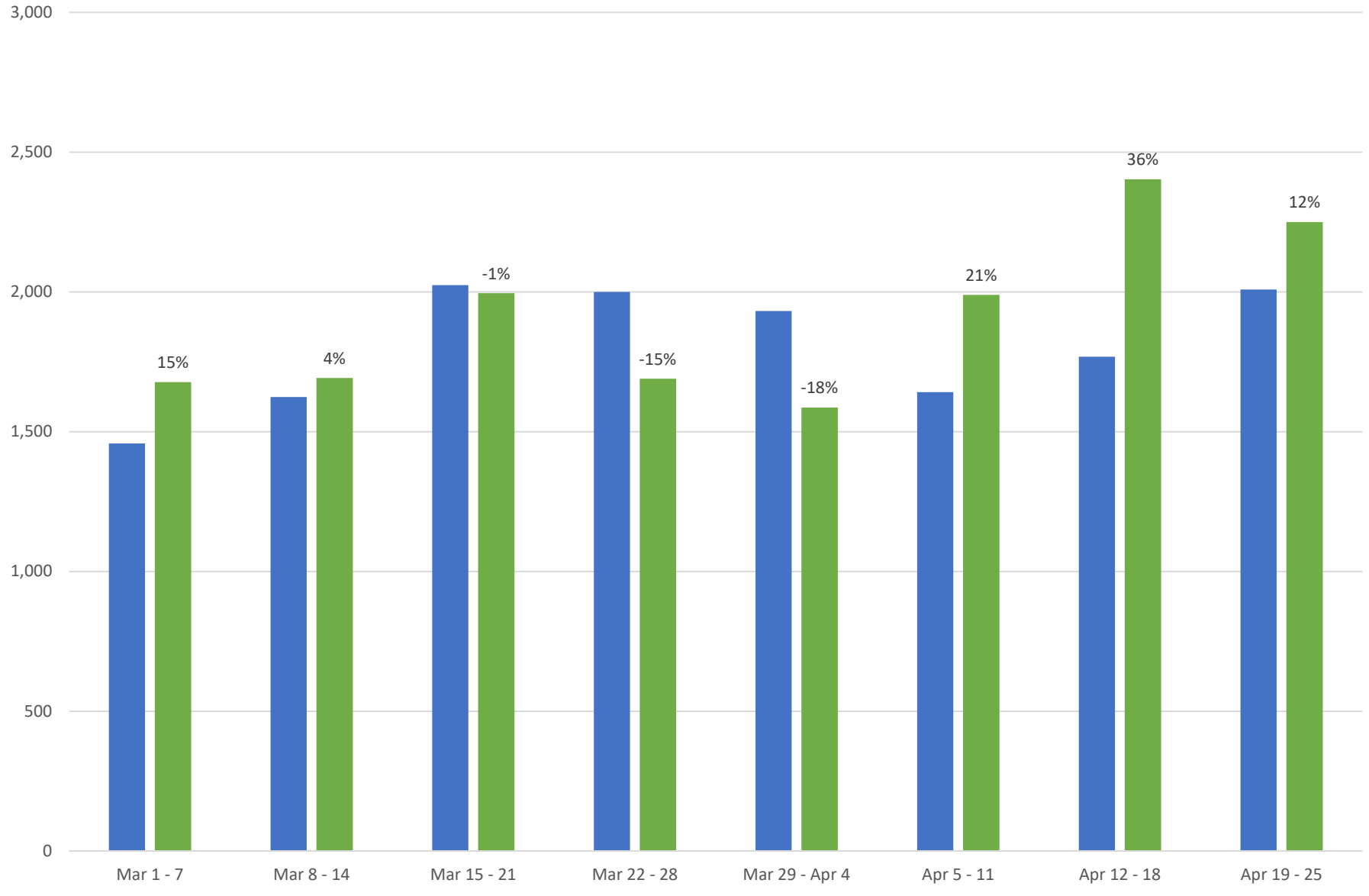
Commercial (Account Customer) Weekly Tonnage

■ COM 2019 ■ COM 2020



Non-Account Customer Weekly Tonnage

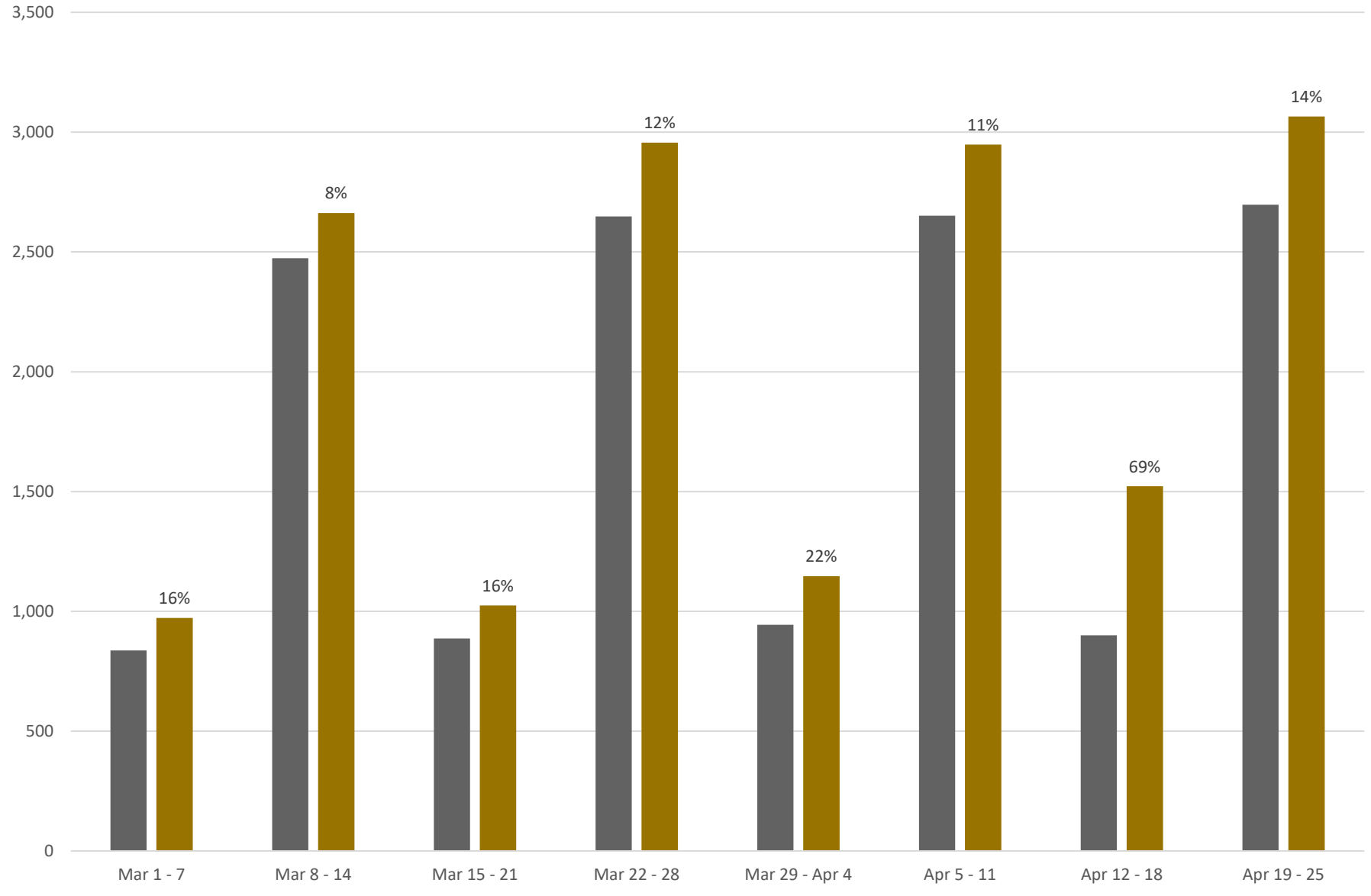
■ RES 2019 ■ RES 2020



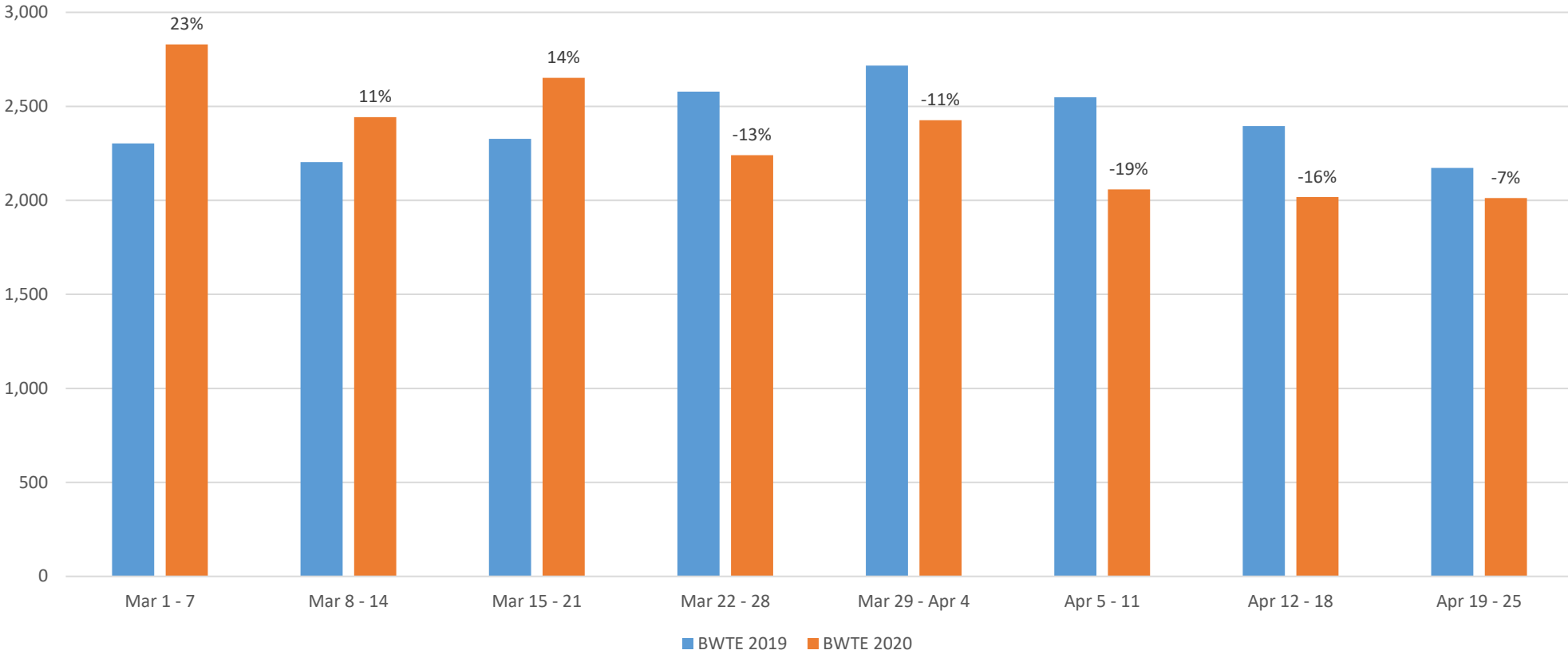
Single Family Curbside Weekly Tonnage

■ MUN - Curbside 2019 ■ MUN - Curbside 2020

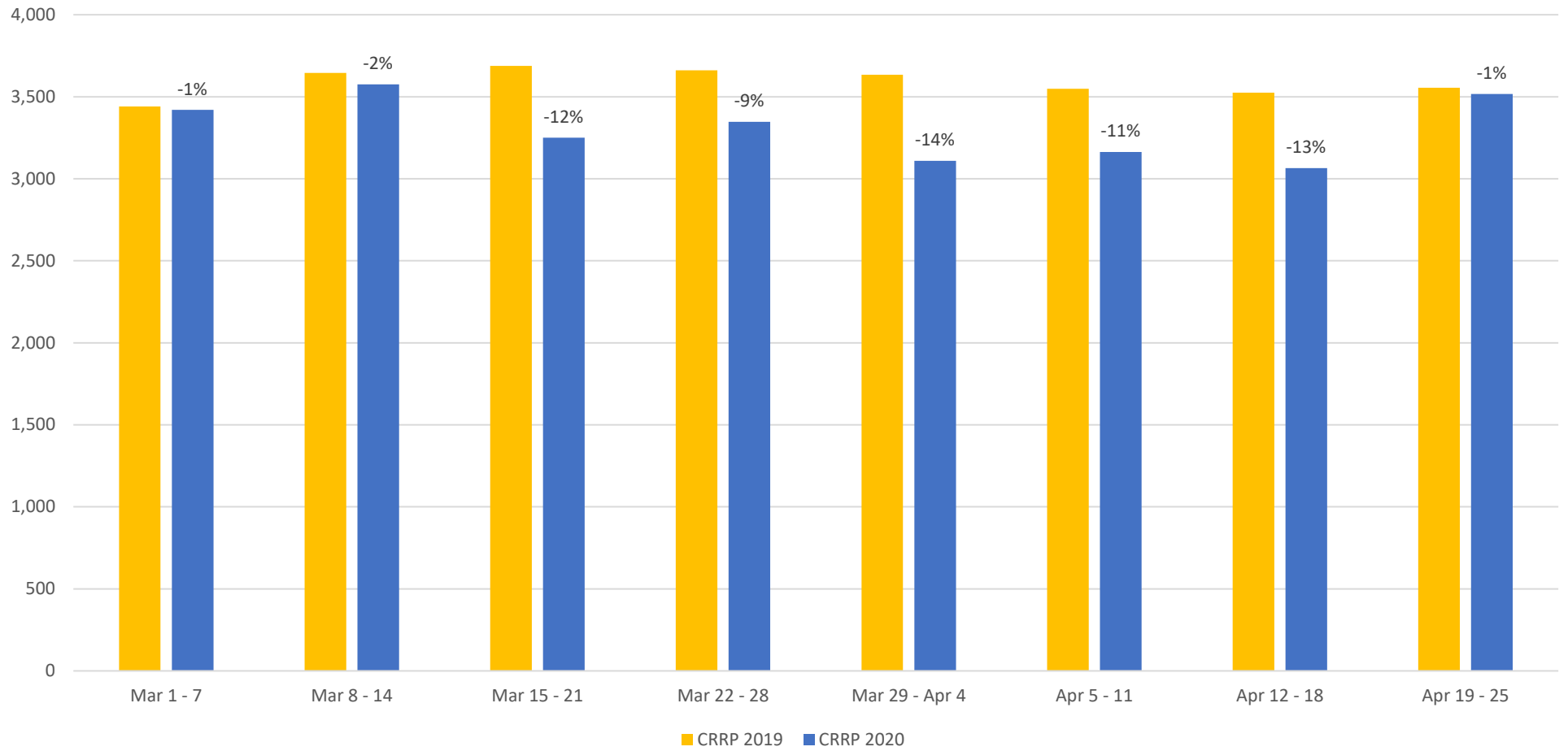
*Hauled by Commercial & Municipal vehicles



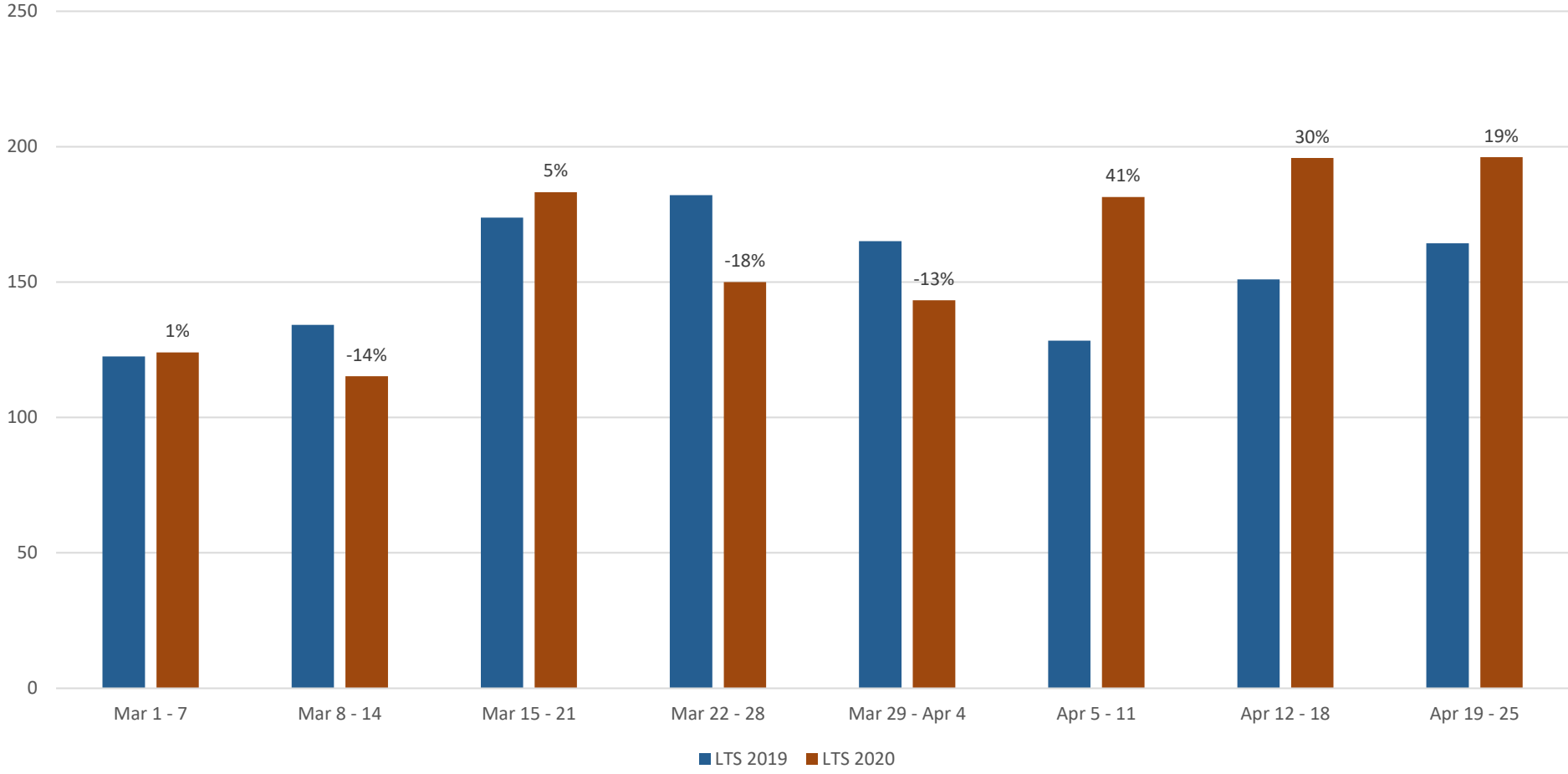
Weekly Total Tonnage Comparison - 2019 vs 2020 Garbage - WTEF



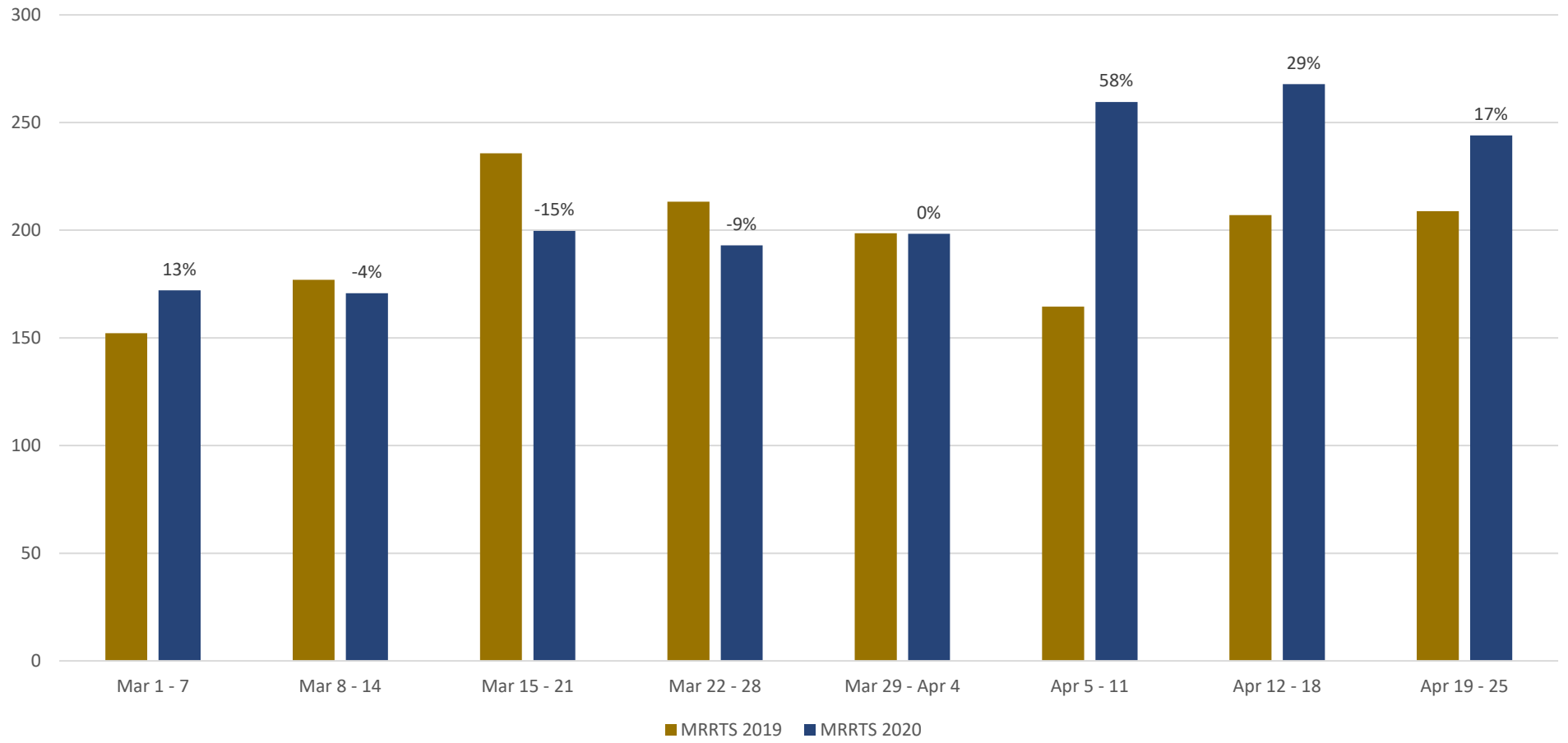
Weekly Total Tonnage Comparison - 2019 vs 2020 Garbage - CTS



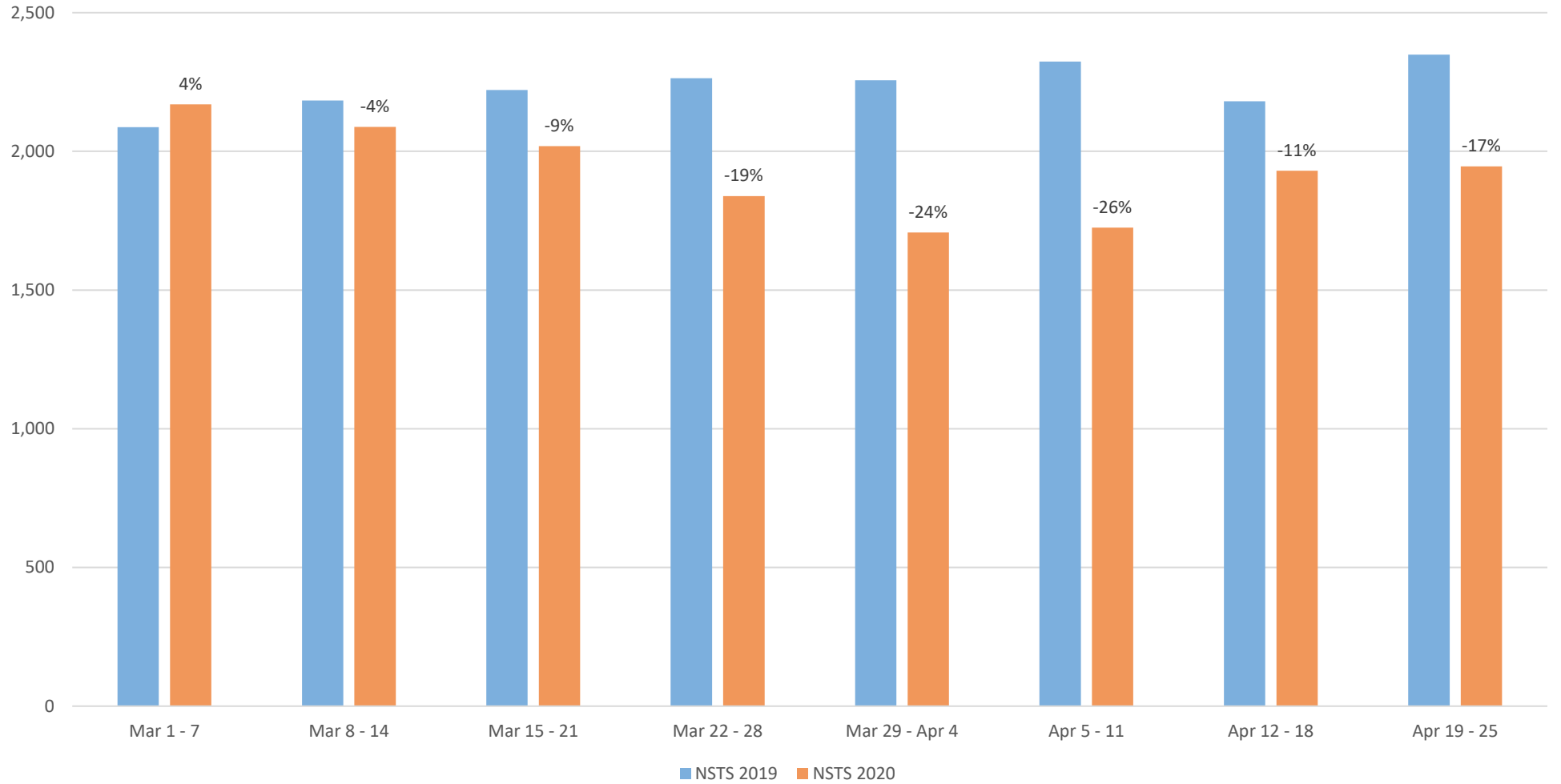
Weekly Total Tonnage Comparison - 2019 vs 2020 Garbage - LTS



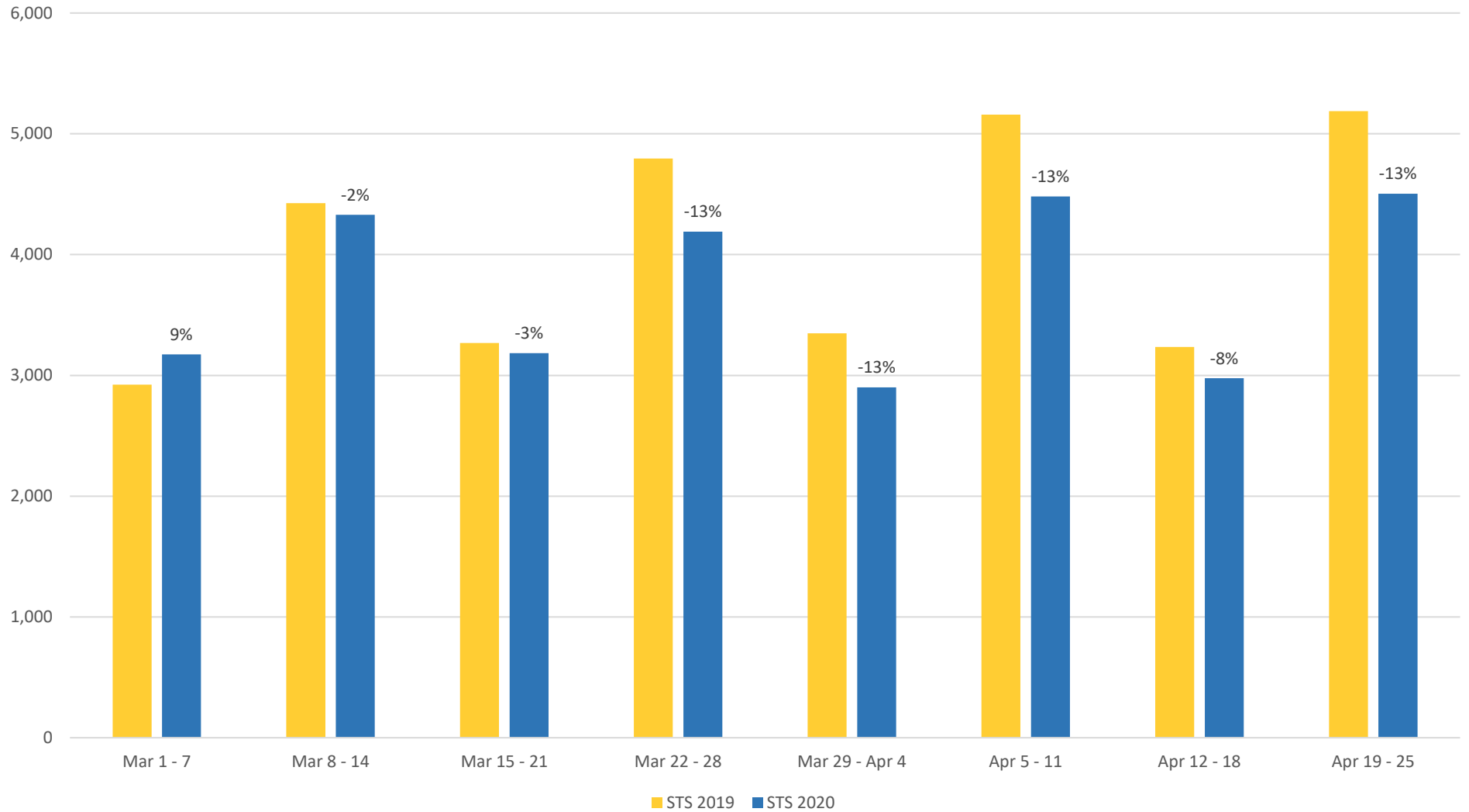
Weekly Total Tonnage Comparison - 2019 vs 2020* Garbage - MRRTS



Weekly Total Tonnage Comparison - 2019 vs 2020 Garbage - NSTS



Weekly Total Tonnage Comparison - 2019 vs 2020* Garbage - STS



WMABC – Metro Vancouver COVID-19 Discussion

Wednesday, April 29, 2020

1:00 pm – 2:00 pm

ZOOM meeting – Online/Phone

Attendees

WMABC: Lori Bryan, Grant Hankins, David Millman, Noel Massey, Josh JansenVandorn

City of Vancouver: Lynn Belanger. Not in attendance: Albert Shames, Chris Underwood, Chris Dodd, Brennan Sharma

City of Surrey: Harry Janda

Metro Vancouver: Paul Henderson, Chris Allan, Sarah Evanetz, Adriana Velazquez, Stephanie Liu

AGENDA

1. MV Facility Operational Updates

- Currently, account customers sign an electronic signature pad at the scale
- City of Vancouver has waived the collection of signatures at this time
- Grant Hankins suggested that a longer-term solution could be to use an RFID card at the automated scales instead of a signature

Action Items:

- Metro Vancouver to provide information on attended scale account verification process: some drivers not signing signature pad. Could weigh-scale attendants print driver name in that situation?
- Metro Vancouver to continue to engage with WMABC on weigh scale software system replacement functionality – plan to present at a future WMABC meeting

2. City of Vancouver Operational Updates

- No new updates this week.

3. Curbside collection program updates – Surrey and Vancouver

- No new updates this week.
- Forecasted increase of ~800 tonnes yard waste this April compared to last year
- Surrey Biofuel operating normally

4. Illegal Dumping

a. Illegal dumping data - presentation (Attachment 1)

- Presentation included March 2020 illegal dumping data showing slight decreases in illegal dumping despite several municipal large item pick-up programs being suspended. Metro Vancouver will continue to monitor.

b. Updated PPE littering graphic (Attachment 2) – download graphics here



5. Waste-to-Energy Facility Turnaround Times (Attachment 3)

- Waste-to-Energy Facility still experiencing some line-ups
- Confirmed there are now no transfer hauls arriving between 10am and 3pm, which helps manage line-ups.
- Hospital waste continues to be a contributing factor to wait times.
- A 3rd door is available but currently needs to be manually opened

Action Items:

- Metro Vancouver to investigate how to further reduce line-ups at the Waste-to-Energy Facility, including the availability and accessibility of the 3rd door.

6. Hospital and Care Home Waste

a. City of Vancouver's message to care homes (Attachment 4)

- Confirmed that Vancouver Coastal Health is also communicating with care homes on proper disposal of care home waste including personal protective equipment

b. Update on hospital waste disposal – City of Vancouver and Metro Vancouver

- Vancouver to provide update on engagement with safety committee on resuming receipt of hospital waste at North Shore and Coquitlam Transfer Station

7. Disposal bans

a. Disposal ban surcharge data and on-the-ground observations (Attachment 5)

- No indication of any major anomalies in the surcharge data
- Commercial data is now provided

b. WMABC's feedback on format of Zero Waste Committee disposal ban report

- WMABC expressed two main themes:
 - o Address banned materials at the generator level.
 - Metro Vancouver mentioned the e-surcharge program increases transparency of the disposal ban program. In addition, a project is underway to explore what additional technological tools can be utilized to identify banned materials at the source
 - o Explore how to remove surcharged recyclable materials after the items have been dropped off at a solid waste facility.
 - Metro Vancouver mentioned that with the New Coquitlam Transfer Station, there will be a 65,000 sq ft flat floor which may offer more flexibility and opportunities to cone off loads and remove recyclables. Will revisit and discuss when the new facility is operational.
- WMABC expressed that announcing haulers that have been surcharged reflects poorly on these companies, where the banned materials were placed in the waste by the generator
- Metro Vancouver explained that this data is not considered confidential and it must be published. It is included alphabetically in an appendix in the annual report.
- Confirmation that a year-to-year surcharge comparison list by-hauler will not be published

Action Items: (Not to share to Vancouver and Surrey, as they weren't part of this discussion?)

- Within the next few days in advance of publishing the May Zero Waste Committee agenda, Metro Vancouver to individually send surcharge data to the companies that had the top 10 highest number of surcharges in 2019. This would include surcharge total, surcharge rate, and full list of surcharges for the year, and the last 2 years' summary data for that particular company. The historic data will not be published in the report. If there are challenges with the timing of providing the data to waste management companies or with the accuracy of the data, Metro Vancouver could defer the disposal ban report to the June Zero Waste Committee meeting -- **After meeting note: the information will be sent to individual haulers during the week of May 4th, and the report is being moved to June.**
- Metro Vancouver to bring a presentation to a future WMABC meeting on a current project exploring explore technological tools to identify banned materials at the source.
- At a later date, for example once the new Coquitlam Transfer Station is operational: Metro Vancouver to further discuss with WMABC opportunities to remove surcharged recyclables from the waste stream.
- Metro Vancouver to provide link to disposal ban web page, where haulers can find resources such as the Disposal Ban Program Manual, Disposal bans letter, and information cards. -- **<http://www.metrovancouver.org/services/solid-waste/recycling-programs/disposal-ban/Pages/default.aspx>**

8. Waste flows/loads – data (Attachment 6)

- Has WMABC seen accounts reactivated? Really slowly
- Waste flows may be an indicator of economy activity
- Large transfer stations tonnage down or same
- Small transfer stations tonnage up

Attachments:

1. Illegal dumping data – 2019 v.s. 2020
2. Updated PPE littering graphic – for use
3. Waste-to-Energy Facility Turnaround Times
4. City of Vancouver's message to care homes
5. Disposal Ban Surcharge Data with commercial loads separated
6. Daily and Weekly Waste Volumes and Loads (system-wide and by-facility), and Single-Family/Commercial Split (system-wide)

WMABC – Metro Vancouver COVID-19 Discussion

Friday, May 8, 2020

2:00 pm – 3:00 pm

ZOOM meeting – Online/Phone

Attendees

WMABC: Lori Bryan, Grant Hankins, David Millman, Noel Massey, Josh JansenVandorn

City of Vancouver: Albert Shames, Chris Underwood, Lynn Belanger, Chris Dodd, Brennan Sharma

City of Surrey: Harry Janda

Metro Vancouver: Paul Henderson, Chris Allan, Sarah Evanetz, Adriana Velazquez, Stephanie Liu

AGENDA

1. MV Facility Operational Updates
 - a. Attended scale account verification process: signature pad
 - b. Waste-to-Energy Facility Turnaround Times (Attachment 1)
 - c. Disposal ban surcharge data and on-the-ground observations (Attachment 2)
 - d. Waste flows (Attachment 3)
2. City of Vancouver Operational Updates
 - a. Hospital and Care Home Waste disposal update
3. Curbside collection program updates – Surrey and Vancouver
4. 2019 Disposal Ban Program: Zero Waste Committee Report

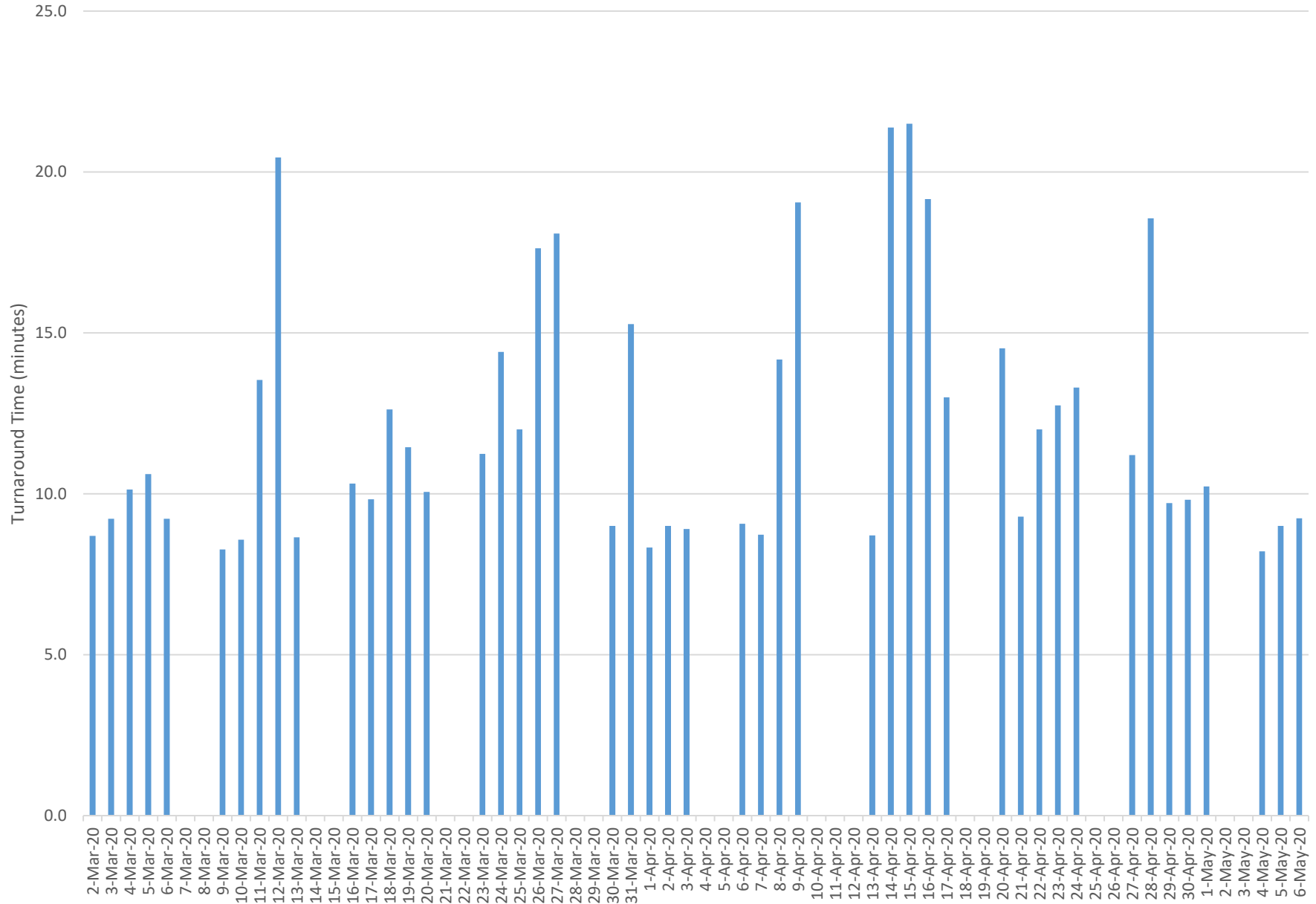
Attachments:

1. Waste-to-Energy Facility Turnaround Times
2. Disposal Ban Surcharge Data
3. Daily and Weekly Waste Volumes and Loads (system-wide and by-facility), and Single-Family/Commercial Split (system-wide)

38804864



WTEF Turnaround Time (10 am - 3 pm)

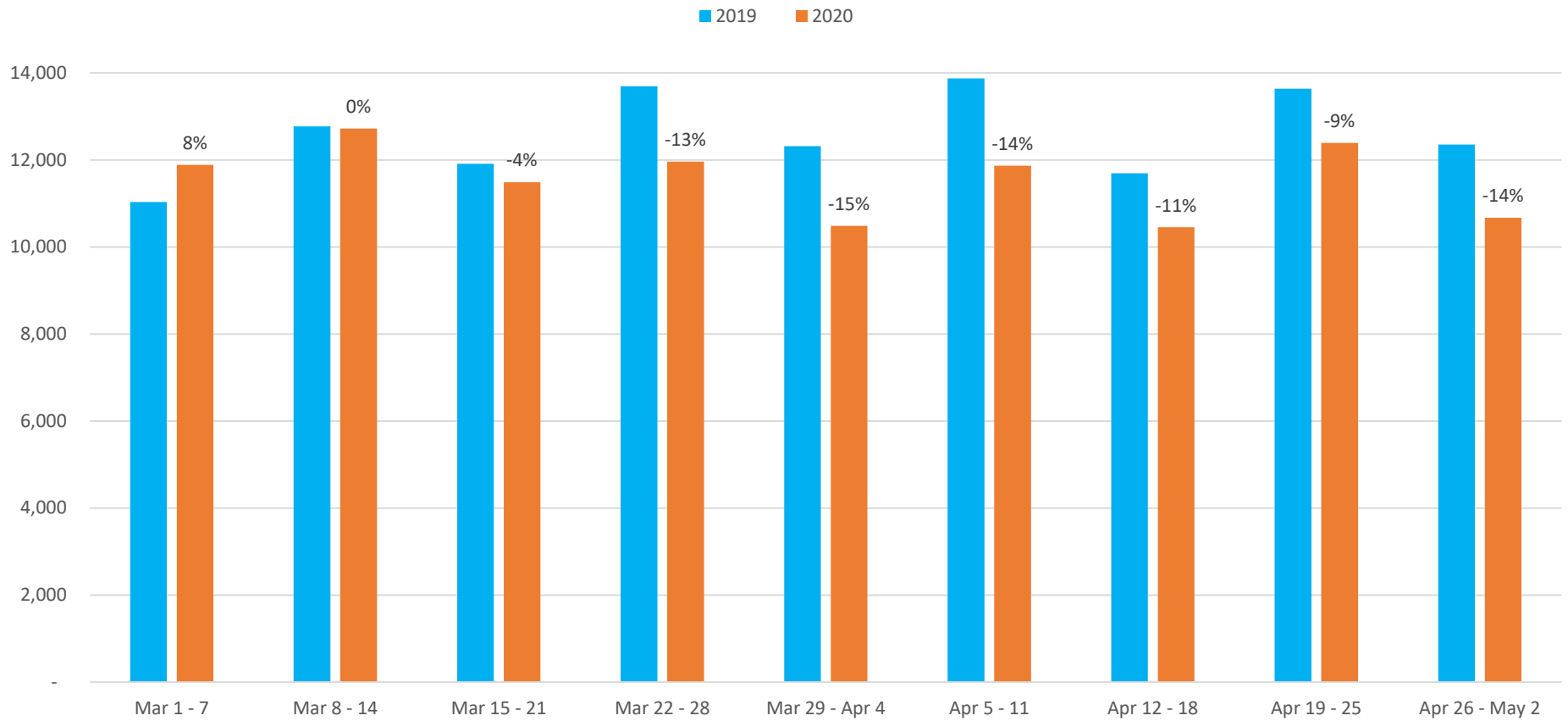


Metro Vancouver Disposal Ban Surcharges

Banned Material Type	Surcharges Per Week*						
	Historic Weekly Average Jul 3, 2019 – Mar 3, 2020 (Commercial loads in brackets)	Mar 25-31, 2020 (Commercial loads in brackets)	Apr 1-7, 2020 (Commercial loads in brackets)	Apr 8-14, 2020 (Commercial Loads in brackets)	Apr 15-21, 2020 (Commercial Loads in Brackets)	Apr 22-28, 2020 (Commercial Loads in brackets)	Apr 29-May 5, 2020 (Commercial Loads in brackets)
Antifreeze & Containers	0 (0)	0 (0)	0 (0)	0 (0)	0 (0)	0 (0)	0 (0)
Agricultural Waste	0 (0)	0 (0)	0 (0)	0 (0)	0 (0)	0 (0)	0 (0)
Automobile Waste	0 (0)	0 (0)	0 (0)	0 (0)	0 (0)	0 (0)	0 (0)
Beverage Containers >5%	0 (0)	0 (0)	0 (0)	0 (0)	0 (0)	0 (0)	0 (0)
Clean Wood >5%	3 (3)	1 (1)	3 (3)	3 (1)	3 (3)	1 (1)	2 (1)
Corrugated Cardboard >5%	21 (20)	18 (18)	28 (27)	17 (17)	37 (34)	23 (20)	21 (19)
Dusty Load	1 (1)	2 (2)	1 (1)	1 (1)	1 (1)	0 (0)	2 (2)
Electronics	32 (27)	32 (28)	45 (41)	36 (32)	47 (46)	34 (28)	53 (52)
EPS (Polystyrene Packaging) >20%	2 (2)	2 (2)	1 (0)	1 (1)	0 (0)	0 (0)	2 (2)
Food Waste >25%	4 (4)	2 (2)	8 (8)	1 (1)	4 (4)	2 (2)	3 (3)
Green Waste >5%	1 (0)	2 (0)	2 (2)	1 (0)	1 (1)	1 (0)	0 (0)
Gypsum	2 (1)	2 (0)	0 (0)	2 (2)	5 (3)	3 (3)	6 (6)
Hazardous Waste	0 (0)	0 (0)	0 (0)	0 (0)	0 (0)	0 (0)	0 (0)
Inert Filled	0 (0)	1 (1)	1 (0)	4 (1)	0 (0)	1 (0)	2 (0)
Large Containers < 205L	0 (0)	0 (0)	0 (0)	0 (0)	2 (2)	0 (0)	0 (0)
Liquid(s) or Sludge	0 (0)	0 (0)	0 (0)	0 (0)	0 (0)	0 (0)	0 (0)
Mattress	11 (7)	16 (10)	13 (9)	5 (3)	13 (10)	15 (12)	9 (7)
Mixed Recyclable Materials >5%	1 (1)	0 (0)	0 (0)	1 (0)	2 (2)	4 (4)	7 (7)
Oil, Oil Filters, and Oil Containers	1 (1)	2 (2)	1 (1)	2 (1)	1 (1)	0 (0)	0 (0)
Other Recyclable Containers >5%	0 (0)	0 (0)	0 (0)	0 (0)	0 (0)	0 (0)	0 (0)
Oversize Object	5 (4)	11 (11)	8 (6)	9 (8)	10 (8)	13 (11)	11 (9)
Paint	3 (3)	3 (2)	3 (3)	3 (3)	8 (7)	10 (4)	7 (7)
Propane Tank	0 (0)	0 (0)	2 (0)	0 (0)	2 (1)	0 (0)	0 (0)
Recyclable Paper >5%	1 (1)	0 (0)	0 (0)	1 (1)	1 (1)	0 (0)	1 (1)
Residual Products	0 (0)	0 (0)	0 (0)	0 (0)	0 (0)	0 (0)	0 (0)
Solvents & Flammable Liquids	1 (1)	1 (1)	3 (3)	2 (1)	2 (2)	0 (0)	0 (0)
Tires	3 (2)	5 (4)	3 (3)	3 (3)	6 (6)	9 (8)	5 (5)
Wire, Hosing, Rope, or Cable >1m	1 (1)	0 (0)	3 (2)	0 (0)	2 (2)	2 (2)	0 (0)
Worksafe Hazard Material	0 (0)	0 (0)	0 (0)	0 (0)	0 (0)	0 (0)	1 (1)
Total Per Week	95 (79)	100 (84)	125 (109)	92 (76)	147 (134)	118 (95)	132 (122)

Total Tonnes Weekly Comparison - 2019 vs 2020*

Garbage - WTEF, STS, NSTS, CTS, MRRTS, LTS

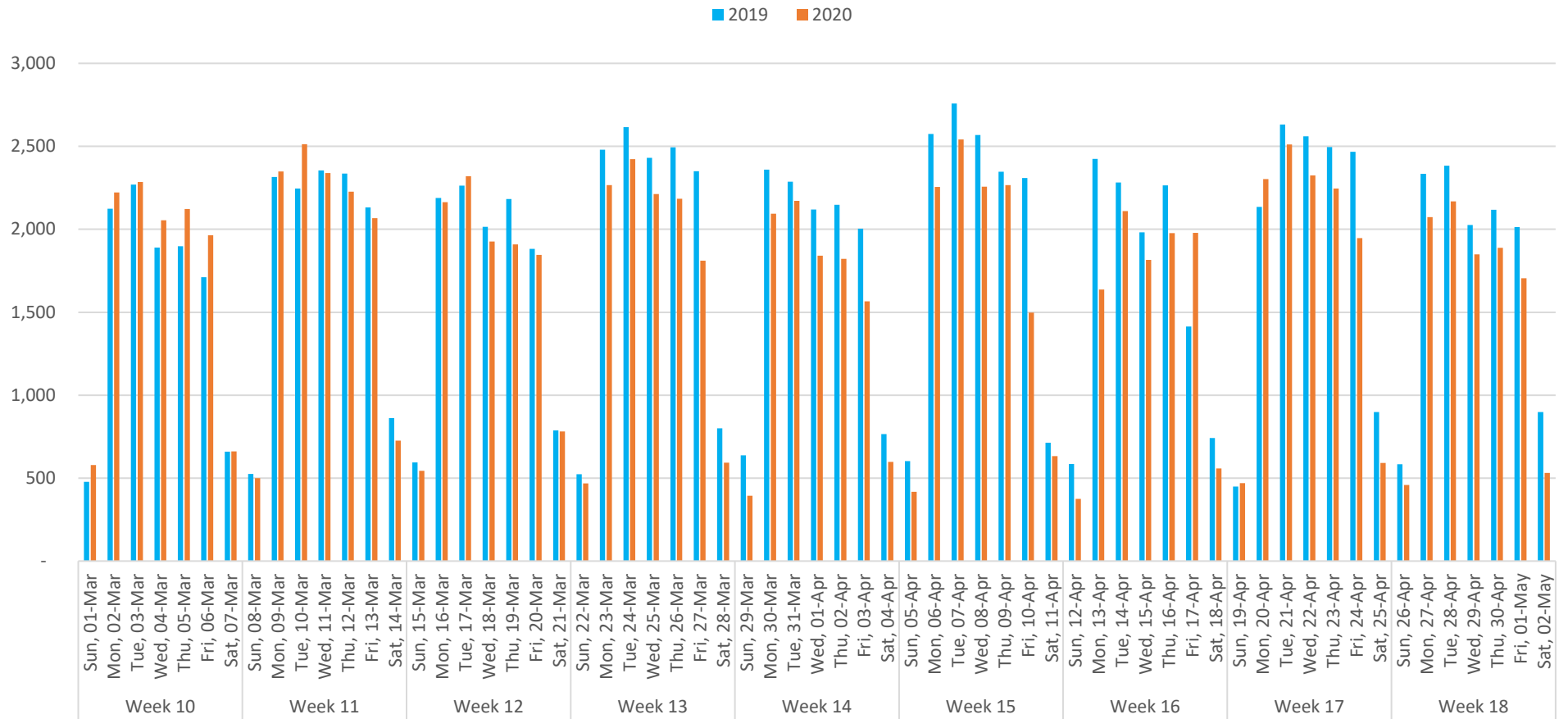


*April/May Data not reconciled to date

Dates listed are 2020; 2019 data is from corresponding week day.

Daily Total Tonnes Comparison - 2019 vs 2020*

Garbage - WTEF, STS, NSTS, CTS, MRRTS, LTS

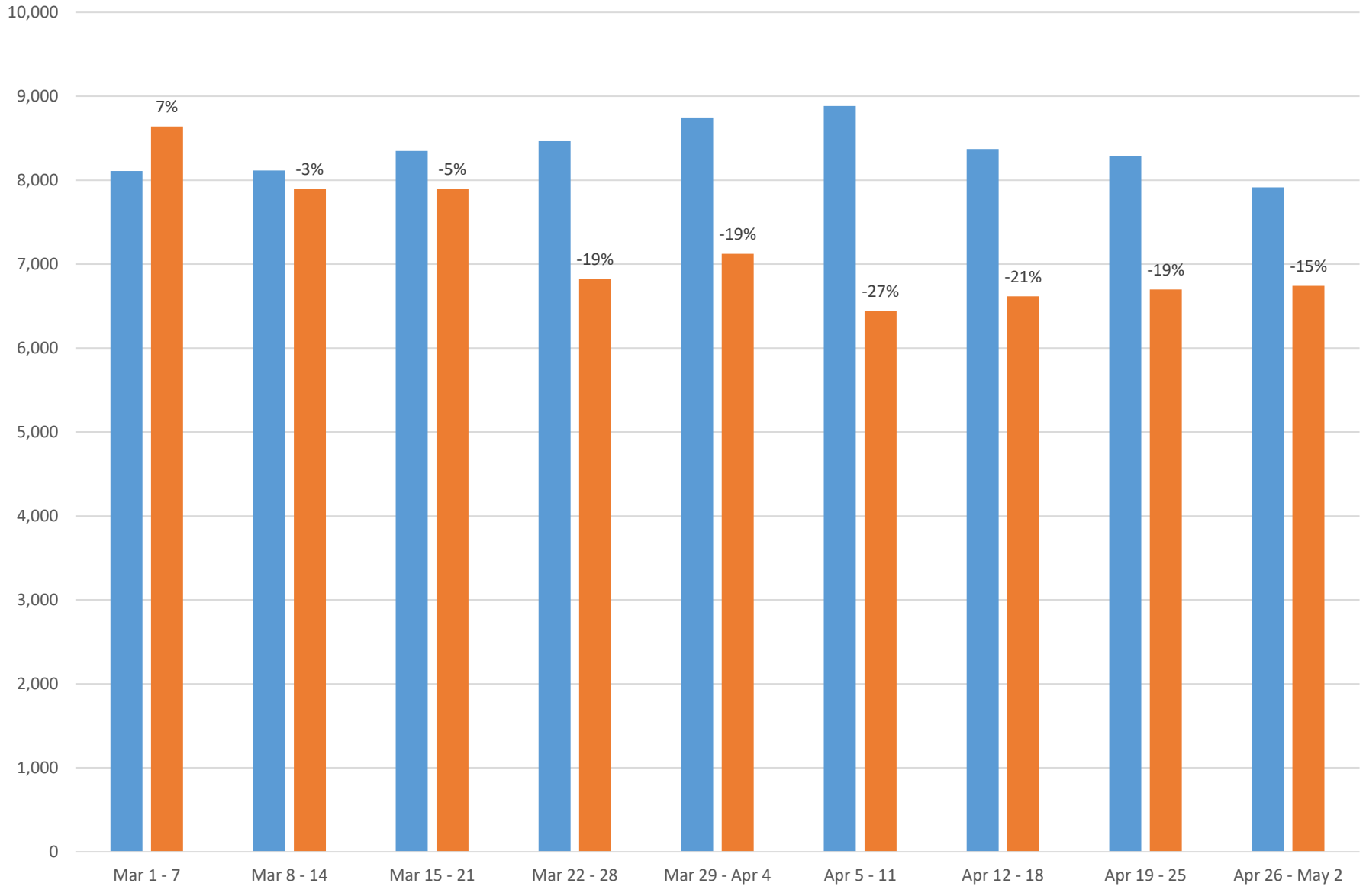


*April/May Data not reconciled to date

Dates listed are 2020; 2019 data is from corresponding week day.

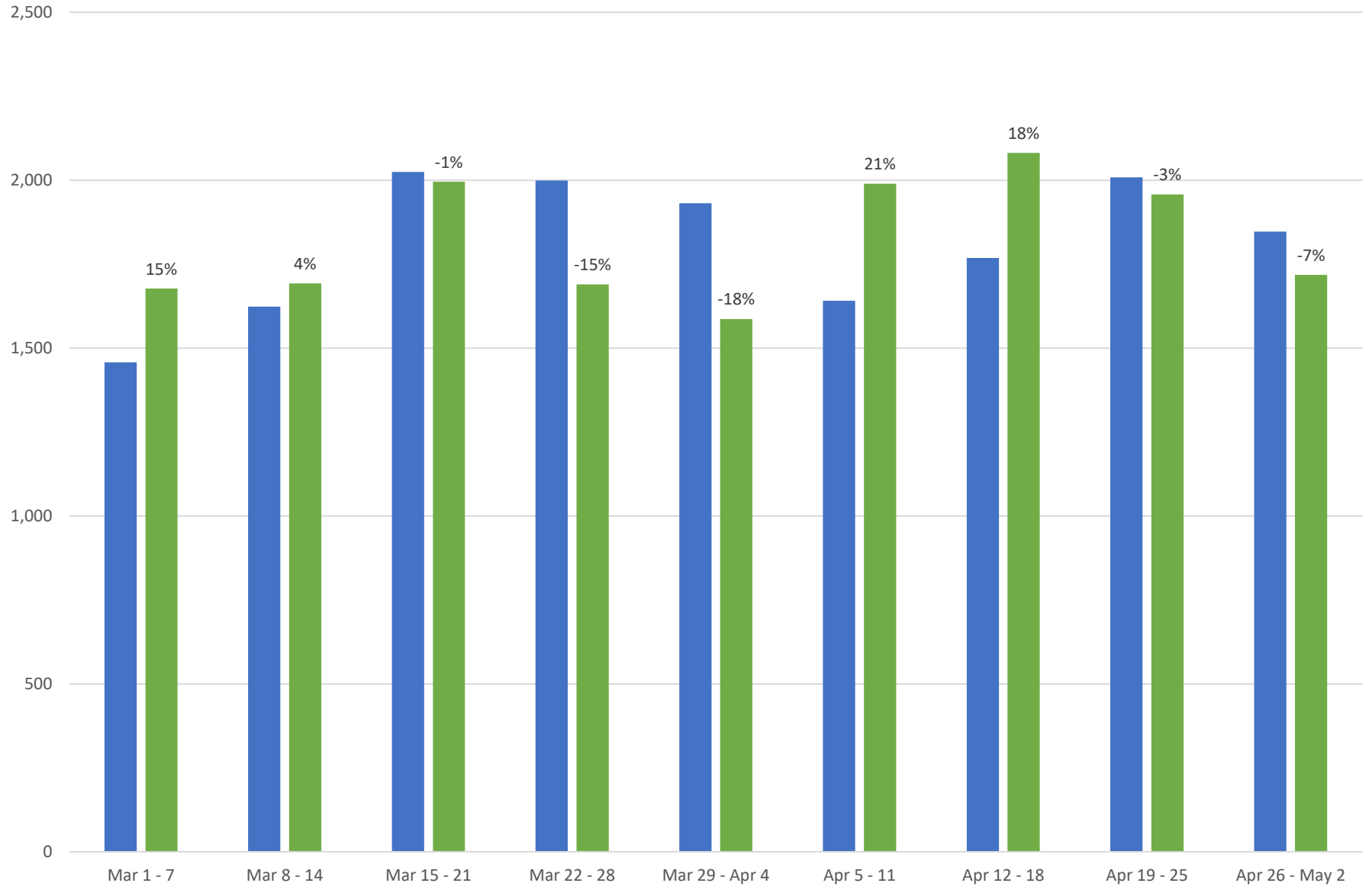
Commercial (Account Customer) Weekly Tonnage

■ COM 2019 ■ COM 2020



Non-Account Customer Weekly Tonnage

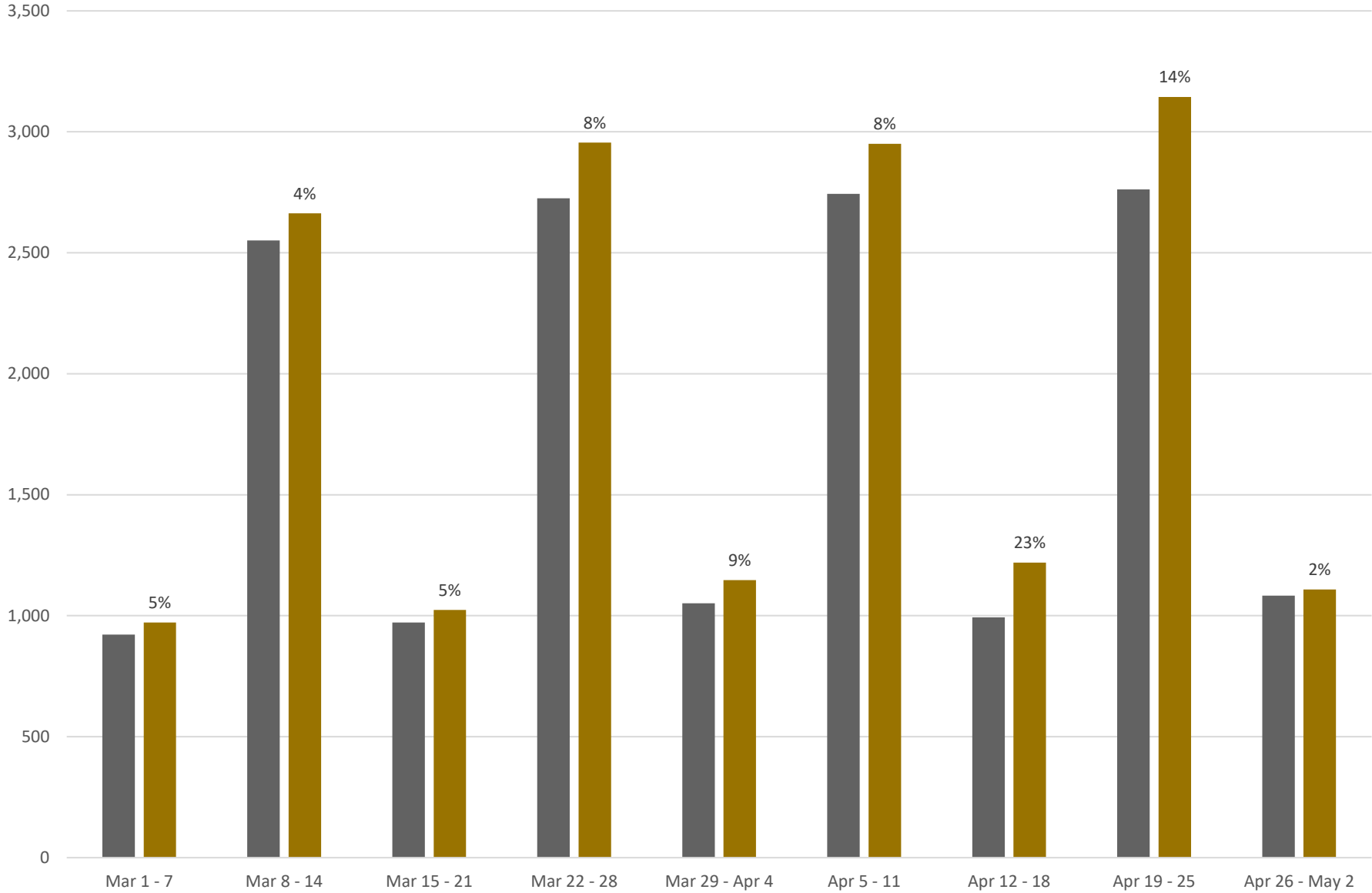
■ RES 2019 ■ RES 2020



Single Family Curbside Weekly Tonnage

■ MUN - Curbside 2019 ■ MUN - Curbside 2020

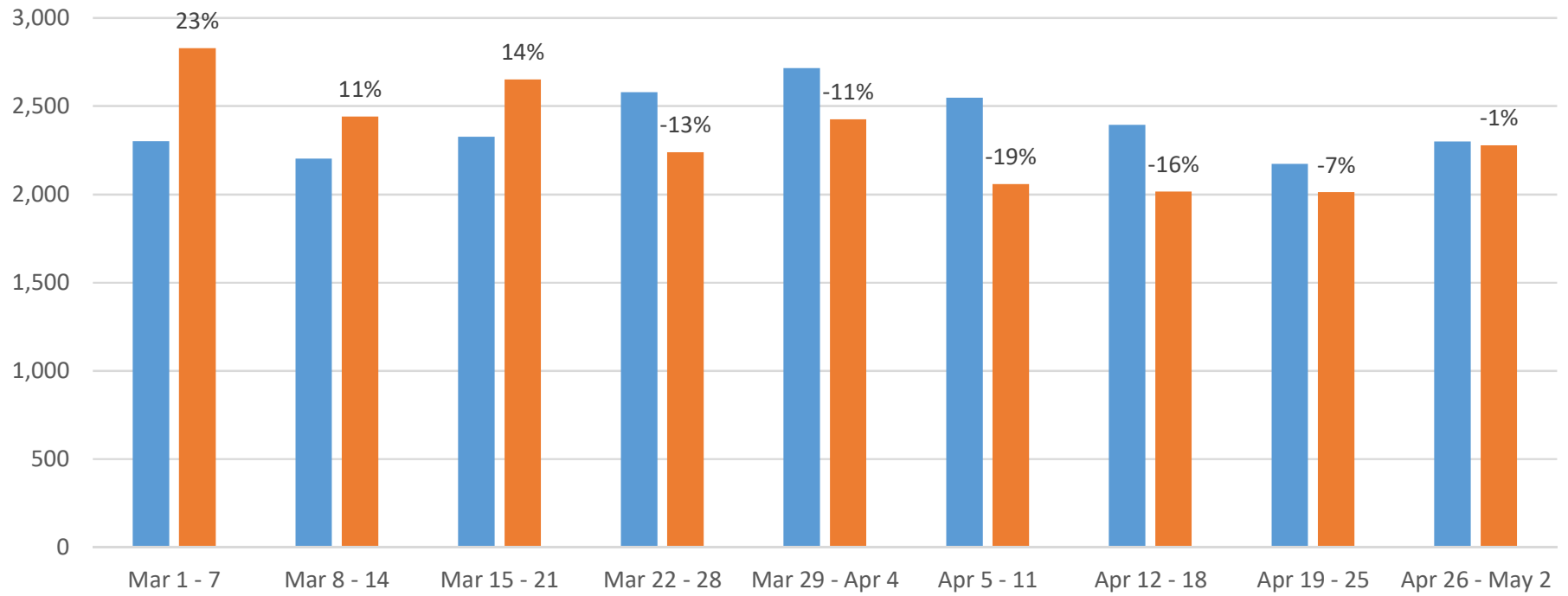
*Hauled by Commercial & Municipal vehicles



Weekly Total Tonnage Comparison - 2019 vs 2020*

Garbage - WTEF

■ BWTE 2019 ■ BWTE 2020

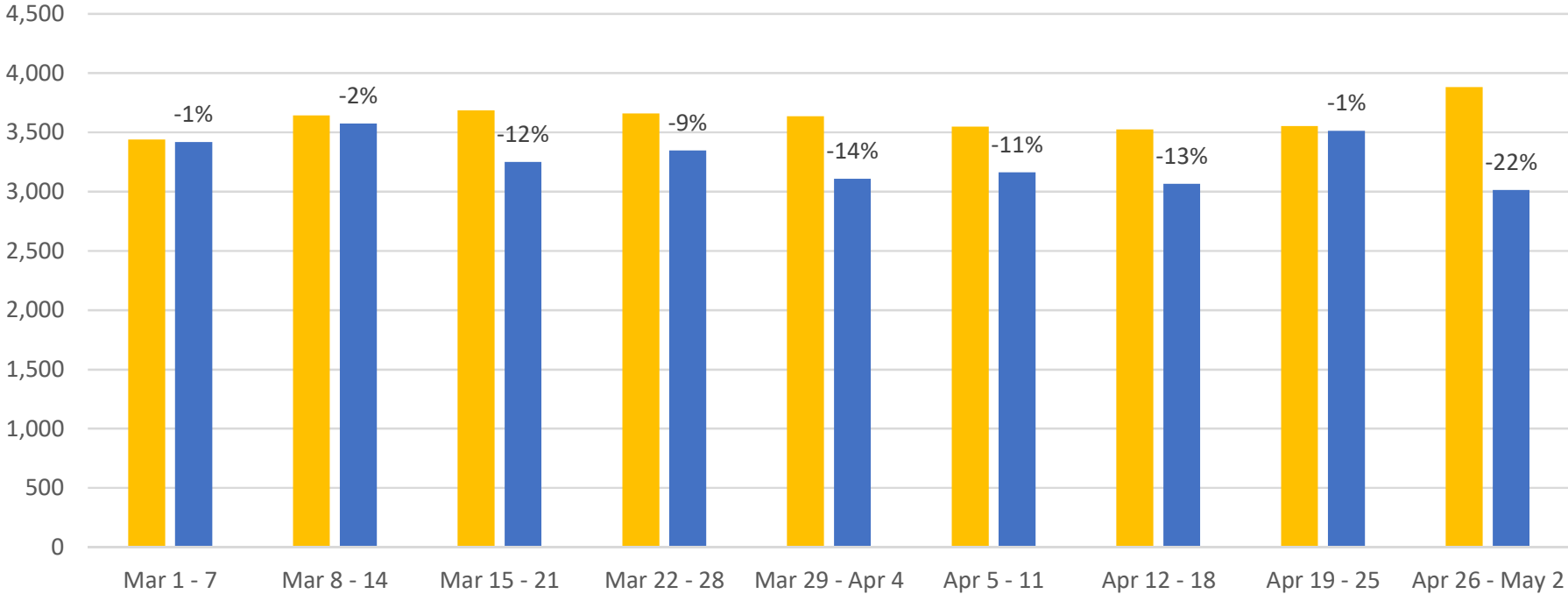


*April Data not reconciled to date

Weekly Total Tonnage Comparison - 2019 vs 2020*

Garbage - CTS

CRRP 2019 CRRP 2020

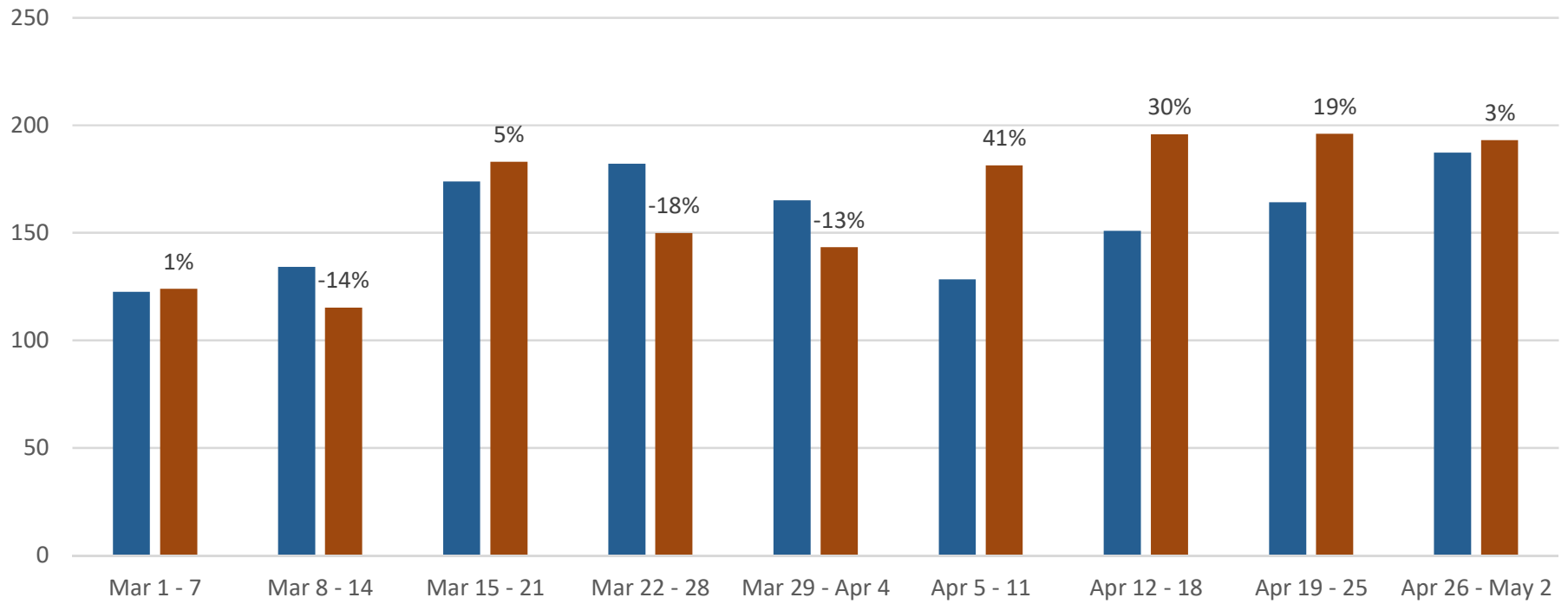


*April Data not reconciled to date

Weekly Total Tonnage Comparison - 2019 vs 2020*

Garbage - LTS

■ LTS 2019 ■ LTS 2020

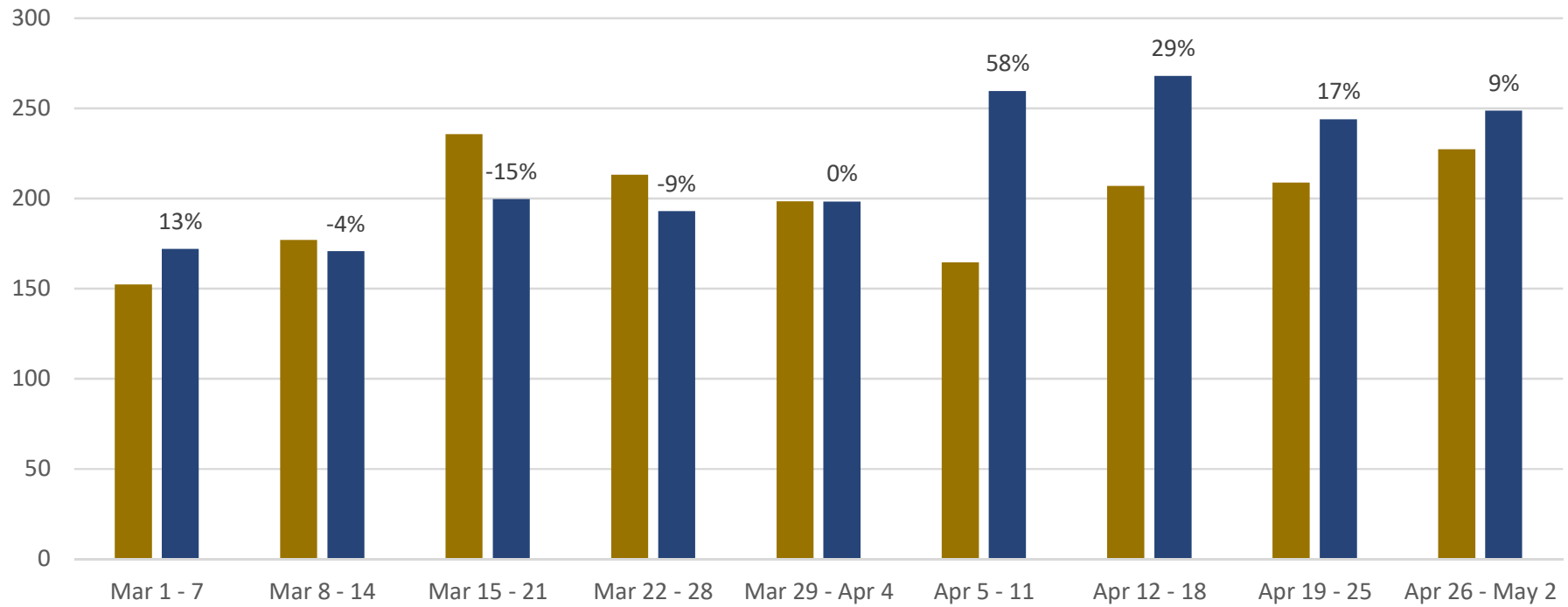


*April Data not reconciled to date

Weekly Total Tonnage Comparison - 2019 vs 2020*

Garbage - MRRTS

■ MRRTS 2019 ■ MRRTS 2020

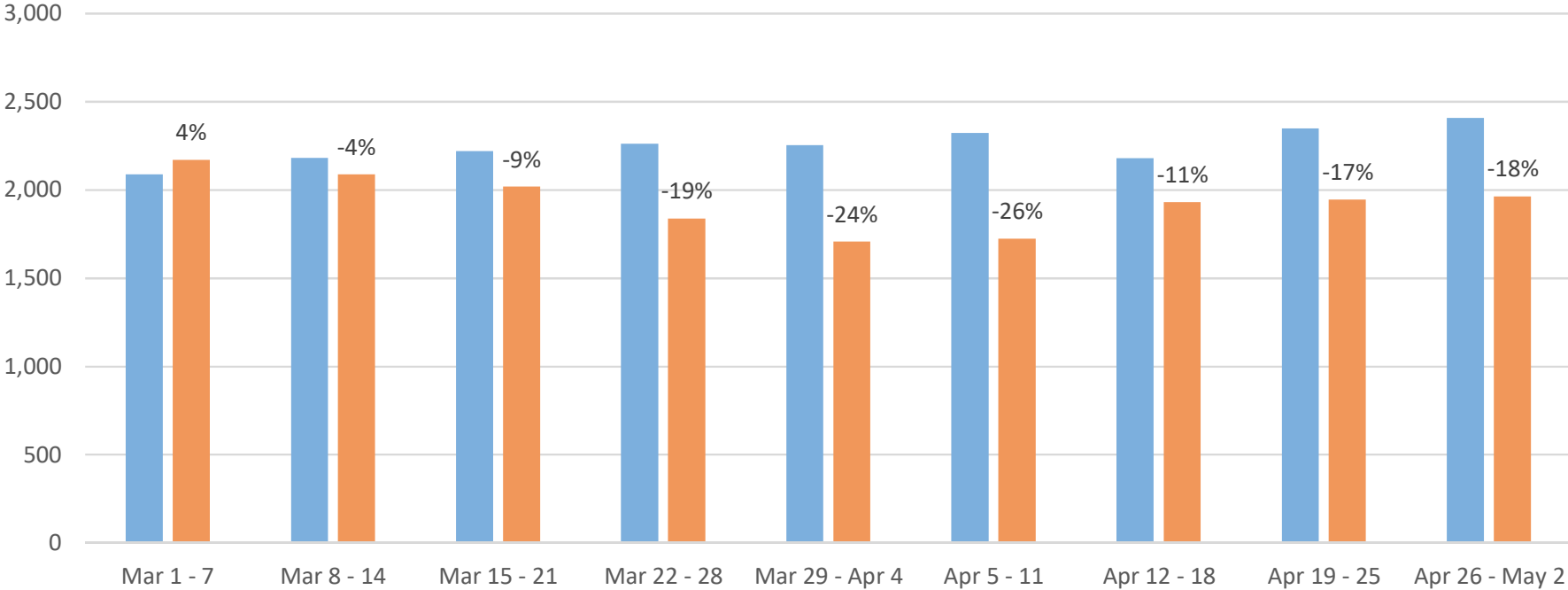


*April Data not reconciled to date

Weekly Total Tonnage Comparison - 2019 vs 2020*

Garbage - NSTS

NSTS 2019 NSTS 2020

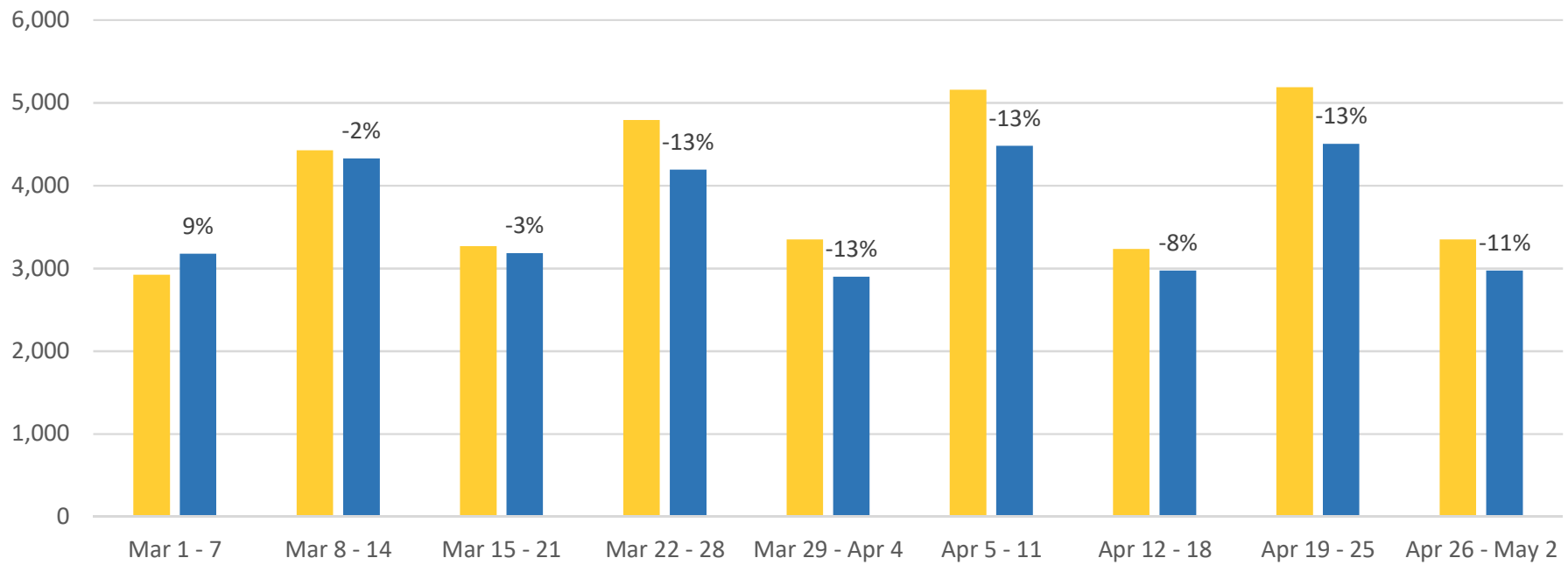


*April Data not reconciled to date

Weekly Total Tonnage Comparison - 2019 vs 2020*

Garbage - STS

■ STS 2019 ■ STS 2020



*April Data not reconciled to date

WMABC – Metro Vancouver COVID-19 Discussion

Friday, May 8, 2020

2:00 pm – 3:00 pm

ZOOM meeting – Online/Phone

Attendees

WMABC: Lori Bryan, David Millman, Noel Massey. Not in attendance :Grant Hankins, Josh JansenVandorn

City of Vancouver: Albert Shames, Chris Underwood, Lynn Belanger. Not in attendance: Chris Dodd, Brennan Sharma

City of Surrey: Harry Janda

Metro Vancouver: Paul Henderson, Chris Allan, Sarah Evanetz, Stephanie Liu

AGENDA

1. MV Facility Operational Updates

a. Attended scale account verification process: signature pad

- Metro Vancouver proposed introducing a system of the weigh scale attendant entering the licence plate of the vehicle as a verification method, instead of using driver signatures
- This would be implemented for all account customers, as a permanent solution, with advance notification so that account customers can provide feedback and comments
- WMABC agrees this could work, and did not note any concerns

Action Item:

- *Metro Vancouver to work with City of Vancouver to coordinate the launch of new account verification process across regional solid waste facilities.*

b. Waste-to-Energy Facility Turnaround Times (Attachment 1)

- Data shows improvement to turnaround times at the Waste-to-Energy Facility
- Continuing to work on solutions to ensure turnaround times are reasonable and manageable
- 3rd door needs to be manually opened, and when it's opened it obstructs operation of the crane. Perhaps not the ideal solution.
- Waste-to-Energy Facility spring shut-down has been delayed to mid-July. Impacts to direct haul will be minimal. There will be a brief outage period that will be communicated to account customers.

Action Item:

- *Metro Vancouver will continue to monitor and work on solutions to minimize turnaround times at the Waste-to-Energy Facility*

c. Disposal ban surcharge data and on-the-ground observations (Attachment 2)

- Electronics surcharges appear consistently higher than previously. Besides that, no evidence of



major impacts to surcharges due to COVID-19.

- Speculation: higher electronics surcharges could be related to residents avoiding trips to the recycling depot, or related to the closure of return-to-retail options such as Staples and London Drugs
- WMABC has heard that batteries (e.g. laptops, cell phones) have been becoming more of an issue in the waste stream

Action Items:

- *Metro Vancouver to share disposal ban data with EPR programs and inquire about their response to return-to-retail options being closed, especially for hazardous materials, electronics, and batteries.*

d. Waste flows (Attachment 3)

- Some discussion on the bi-weekly fluctuation in waste flows for single-family curbside waste – related to biweekly collection of garbage across municipalities
- Waste Management is being contacted by many businesses about resuming service following May 15th, with the BC reopening plan. It will be good to monitor waste flows to see how closely they line up with the milestones announced by the province.
- City of Vancouver reported seeing approx. 20% higher garbage and 10% higher organics compared to business as usual.

e. Other:

- North Shore Transfer Station compactor maintenance starting tonight (May 8, 2020, until May 16, 2020)
- Compactor will be out of service during maintenance so we will be top-loading, which may impact traffic slightly. There may also be brief interruptions to traffic flow if moving equipment around. This is an ideal time for maintenance as overall tonnage is down so there is less garbage to top-load during maintenance of compactor
- Metro Vancouver will send real-time notifications via text message if more significant delays occur (not anticipated)

2. City of Vancouver Operational Updates

a. Hospital and Care Home Waste disposal update

- Starting Monday, hospital waste will be delivered to Vancouver Landfill via North Shore Transfer Station

b. Request regarding deferral of interest rates and bin licensing

- Requests were not approved
- WMABC to follow up with a letter to City Manager or Mayor of Vancouver re: bin licensing and interest deferral request.

c. Discussion on Litter and abandoned waste

- Vancouver has seen increase in litter in specific locations within the city, as well as increased incidences of abandoned waste. PPE littering is relatively well managed, and it seems the early communication on proper disposal of PPE has helped

3. Curbside collection program updates – Surrey and Vancouver

- City of Surrey is resuming excess collection of garbage, recycling and organics as of Monday, May 11 (material beyond what is collected in the carts)
- Large item pick-up is resuming May 19
- City of Surrey will be promoting the restart of services through social media, website, waste app, and hotline
- Pop-up junk events likely not happening this year. Possibility to run reduced version of the events but nothing has been finalized or announced

4. 2019 Disposal Ban Program: Zero Waste Committee Report

- Report has been moved to the June 17, 2020 Zero Waste Committee meeting
- Metro Vancouver will send out the disposal ban surcharge information to the top 10 surcharged entities including the list of all their own surcharges received in 2019.

Action Item:

- *Metro Vancouver to provide link to the May 15, 2020 Zero Waste Committee agenda once it's published, along with instructions for watching the meeting via live stream and options available for attending in person to observe.*

Attachments:

1. Waste-to-Energy Facility Turnaround Times
2. Disposal Ban Surcharge Data
3. Daily and Weekly Waste Volumes and Loads (system-wide and by-facility), and Single-Family/Commercial Split (system-wide)

WMABC – Metro Vancouver COVID-19 Discussion

Friday, May 15, 2020

3:00 pm – 4:00 pm

ZOOM meeting – Online/Phone

Attendees

WMABC: Lori Bryan, David Millman, Grant Hankins, Noel Massey, Josh JansenVandorn

City of Vancouver: Albert Shames, Chris Underwood, Lynn Belanger, Chris Dodd, Brennan Sharma

City of Surrey: Harry Janda

Metro Vancouver: Paul Henderson, Chris Allan, Sarah Evanetz, Stephanie Liu

AGENDA

1. MV Facility Operational Updates
 - a. Progress on new attended scale account verification process
 - b. Waste-to-Energy Facility Turnaround Times (Attachment 1)
 - c. Disposal ban surcharge data and EPR update (electronics, batteries) (Attachment 2)
 - d. Waste flows (Attachment 3)
 - e. Survey: Assessment of Solid Waste System
2. City of Vancouver Operational Updates
3. Curbside collection program updates – Surrey and Vancouver

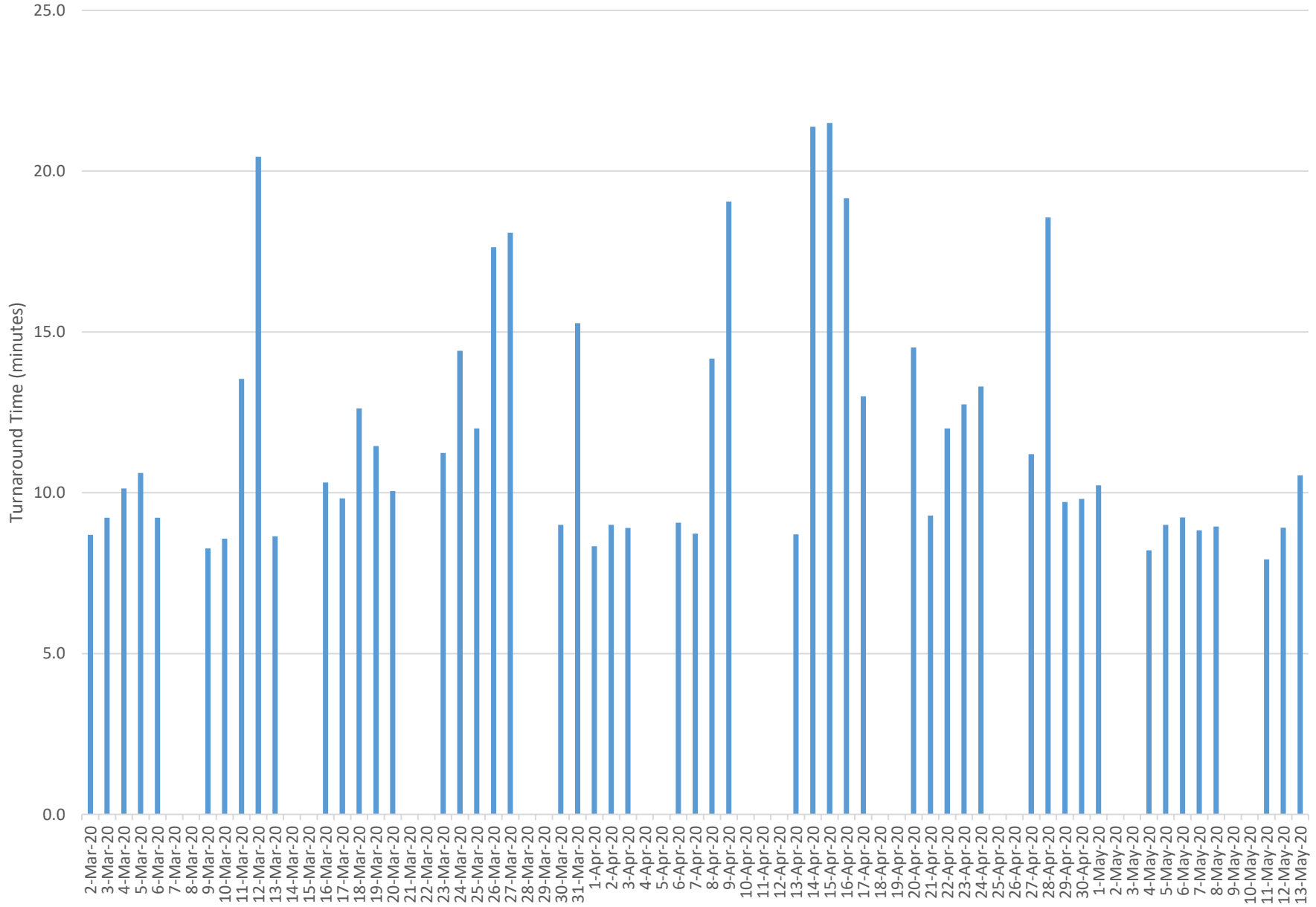
Attachments:

1. Waste-to-Energy Facility Turnaround Times
2. Disposal Ban Surcharge Data
3. Daily and Weekly Waste Volumes and Loads (system-wide and by-facility), and Single-Family/Commercial Split (system-wide)

38945197



WTEF Turnaround Time (10 am - 3 pm)

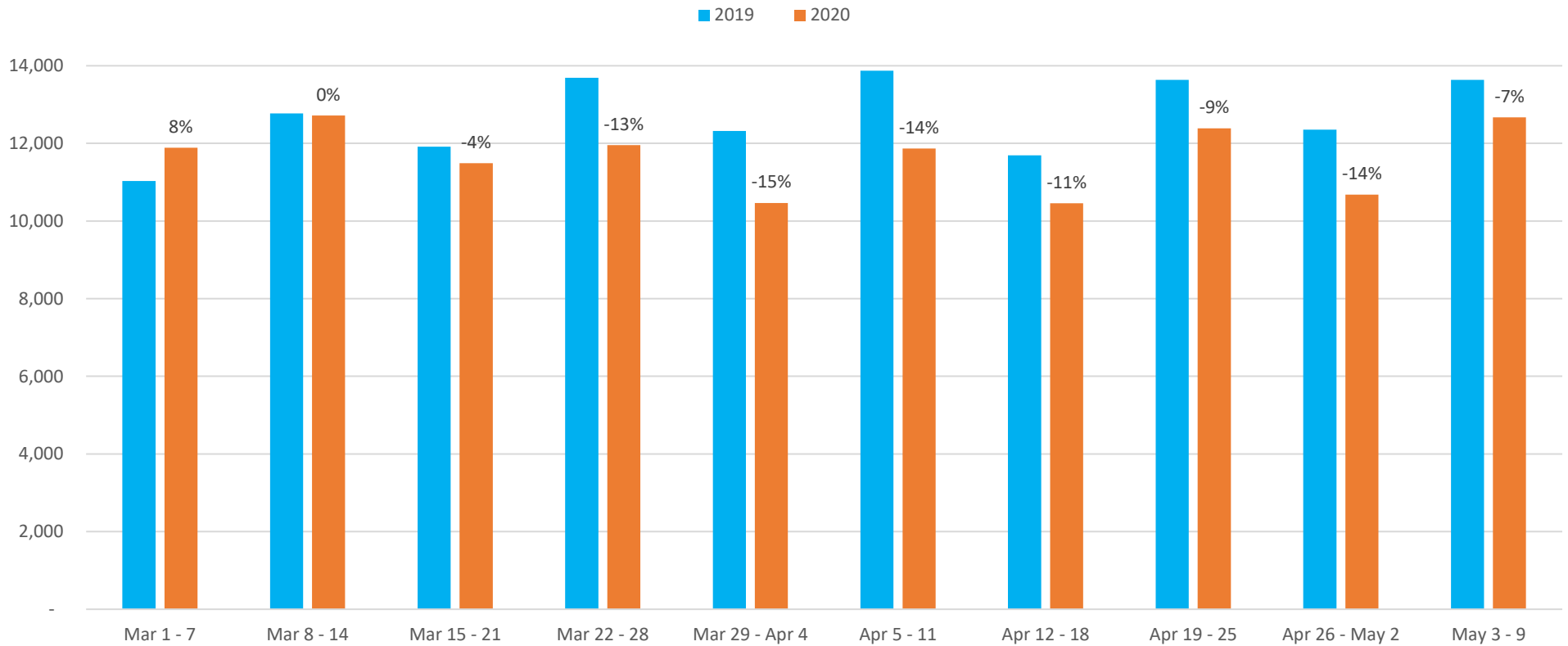


Metro Vancouver Disposal Ban Surcharges

Banned Material Type	Surcharges Per Week*							
	Historic Weekly Average Jul 3, 2019 – Mar 3, 2020 (Commercial loads in brackets)	Mar 25-31, 2020 (Commercial loads in brackets)	Apr 1-7, 2020 (Commercial loads in brackets)	Apr 8-14, 2020 (Commercial Loads in brackets)	Apr 15-21, 2020 (Commercial Loads in Brackets)	Apr 22-28, 2020 (Commercial Loads in brackets)	Apr 29-May 5, 2020 (Commercial Loads in brackets)	May 6-12, 2020 (Commercial Loads in brackets)
Antifreeze & Containers	0 (0)	0 (0)	0 (0)	0 (0)	0 (0)	0 (0)	0 (0)	0 (0)
Agricultural Waste	0 (0)	0 (0)	0 (0)	0 (0)	0 (0)	0 (0)	0 (0)	0 (0)
Automobile Waste	0 (0)	0 (0)	0 (0)	0 (0)	0 (0)	0 (0)	0 (0)	0 (0)
Beverage Containers >5%	0 (0)	0 (0)	0 (0)	0 (0)	0 (0)	0 (0)	0 (0)	0 (0)
Clean Wood >5%	3 (3)	1 (1)	3 (3)	3 (1)	3 (3)	1 (1)	2 (1)	3 (2)
Corrugated Cardboard >5%	21 (20)	18 (18)	28 (27)	17 (17)	37 (34)	23 (20)	21 (19)	20 (20)
Dusty Load	1 (1)	2 (2)	1 (1)	1 (1)	1 (1)	0 (0)	2 (2)	1 (1)
Electronics	32 (27)	32 (28)	45 (41)	36 (32)	47 (46)	34 (28)	53 (52)	40 (32)
EPS (Polystyrene Packaging) >20%	2 (2)	2 (2)	1 (0)	1 (1)	0 (0)	0 (0)	2 (2)	2 (1)
Food Waste >25%	4 (4)	2 (2)	8 (8)	1 (1)	4 (4)	2 (2)	3 (3)	2 (2)
Green Waste >5%	1 (0)	2 (0)	2 (2)	1 (0)	1 (1)	1 (0)	0 (0)	0 (0)
Gypsum	2 (1)	2 (0)	0 (0)	2 (2)	5 (3)	3 (3)	6 (6)	2 (2)
Hazardous Waste	0 (0)	0 (0)	0 (0)	0 (0)	0 (0)	0 (0)	0 (0)	0 (0)
Inert Filled	0 (0)	1 (1)	1 (0)	4 (1)	0 (0)	1 (0)	2 (0)	0 (0)
Large Containers < 205L	0 (0)	0 (0)	0 (0)	0 (0)	2 (2)	0 (0)	0 (0)	0 (0)
Liquid(s) or Sludge	0 (0)	0 (0)	0 (0)	0 (0)	0 (0)	0 (0)	0 (0)	0 (0)
Mattress	11 (7)	16 (10)	13 (9)	5 (3)	13 (10)	15 (12)	9 (7)	14 (12)
Mixed Recyclable Materials >5%	1 (1)	0 (0)	0 (0)	1 (0)	2 (2)	4 (4)	7 (7)	4 (4)
Oil, Oil Filters, and Oil Containers	1 (1)	2 (2)	1 (1)	2 (1)	1 (1)	0 (0)	0 (0)	1 (0)
Other Recyclable Containers >5%	0 (0)	0 (0)	0 (0)	0 (0)	0 (0)	0 (0)	0 (0)	0 (0)
Oversize Object	5 (4)	11 (11)	8 (6)	9 (8)	10 (8)	13 (11)	11 (9)	13 (12)
Paint	3 (3)	3 (2)	3 (3)	3 (3)	8 (7)	10 (4)	7 (7)	4 (2)
Propane Tank	0 (0)	0 (0)	2 (0)	0 (0)	2 (1)	0 (0)	0 (0)	0 (0)
Recyclable Paper >5%	1 (1)	0 (0)	0 (0)	1 (1)	1 (1)	0 (0)	1 (1)	0 (0)
Residual Products	0 (0)	0 (0)	0 (0)	0 (0)	0 (0)	0 (0)	0 (0)	0 (0)
Solvents & Flammable Liquids	1 (1)	1 (1)	3 (3)	2 (1)	2 (2)	0 (0)	0 (0)	0 (0)
Tires	3 (2)	5 (4)	3 (3)	3 (3)	6 (6)	9 (8)	5 (5)	4 (4)
Wire, Hosing, Rope, or Cable >1m	1 (1)	0 (0)	3 (2)	0 (0)	2 (2)	2 (2)	0 (0)	2 (1)
Worksafe Hazard Material	0 (0)	0 (0)	0 (0)	0 (0)	0 (0)	0 (0)	1 (1)	0 (0)
Total Per Week	95 (79)	100 (84)	125 (109)	92 (76)	147 (134)	118 (95)	132 (122)	112 (95)

* Data has not been reconciled.

Total Tonnes Weekly Comparison - 2019 vs 2020* Garbage - WTEF, STS, NSTS, CTS, MRRTS, LTS



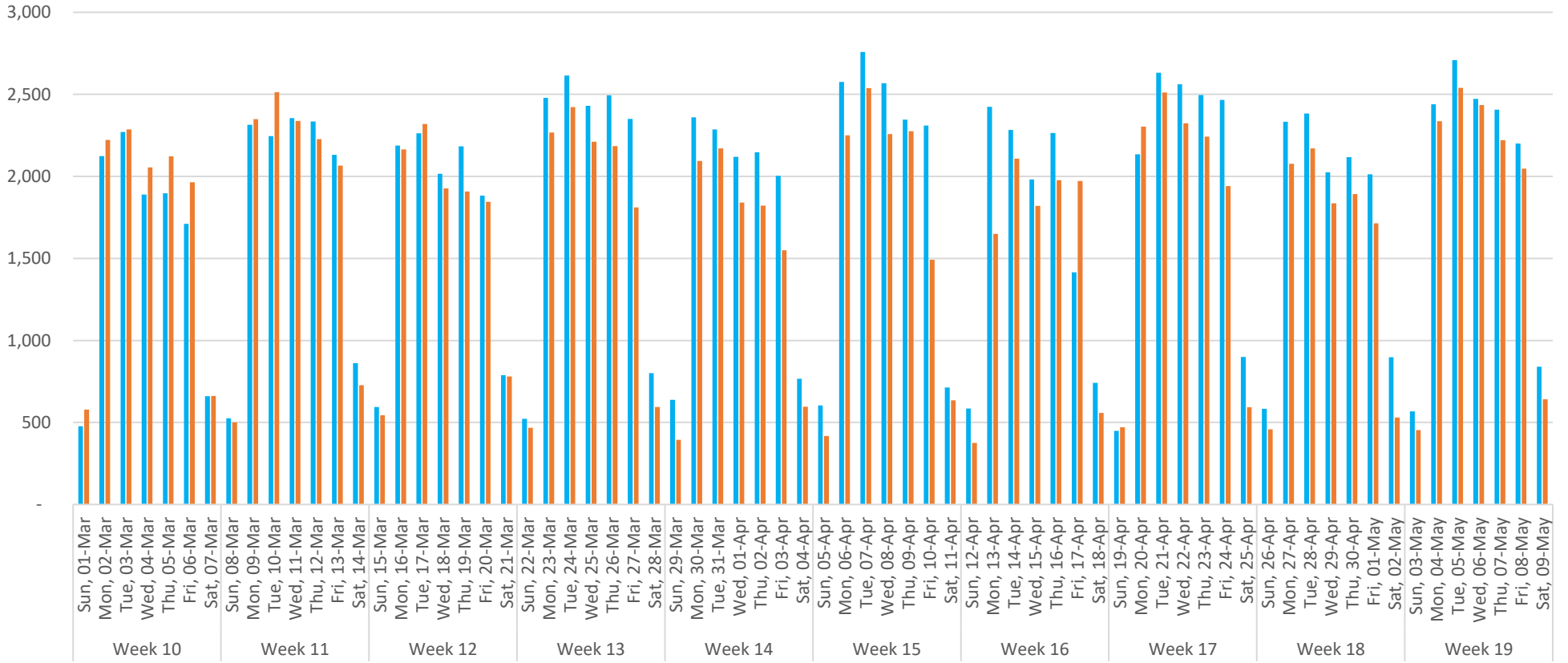
*May Data not reconciled to date

Dates listed are 2020; 2019 data is from corresponding week day.

Daily Total Tonnes Comparison - 2019 vs 2020*

Garbage - WTEF, STS, NSTS, CTS, MRRTS, LTS

■ 2019 ■ 2020

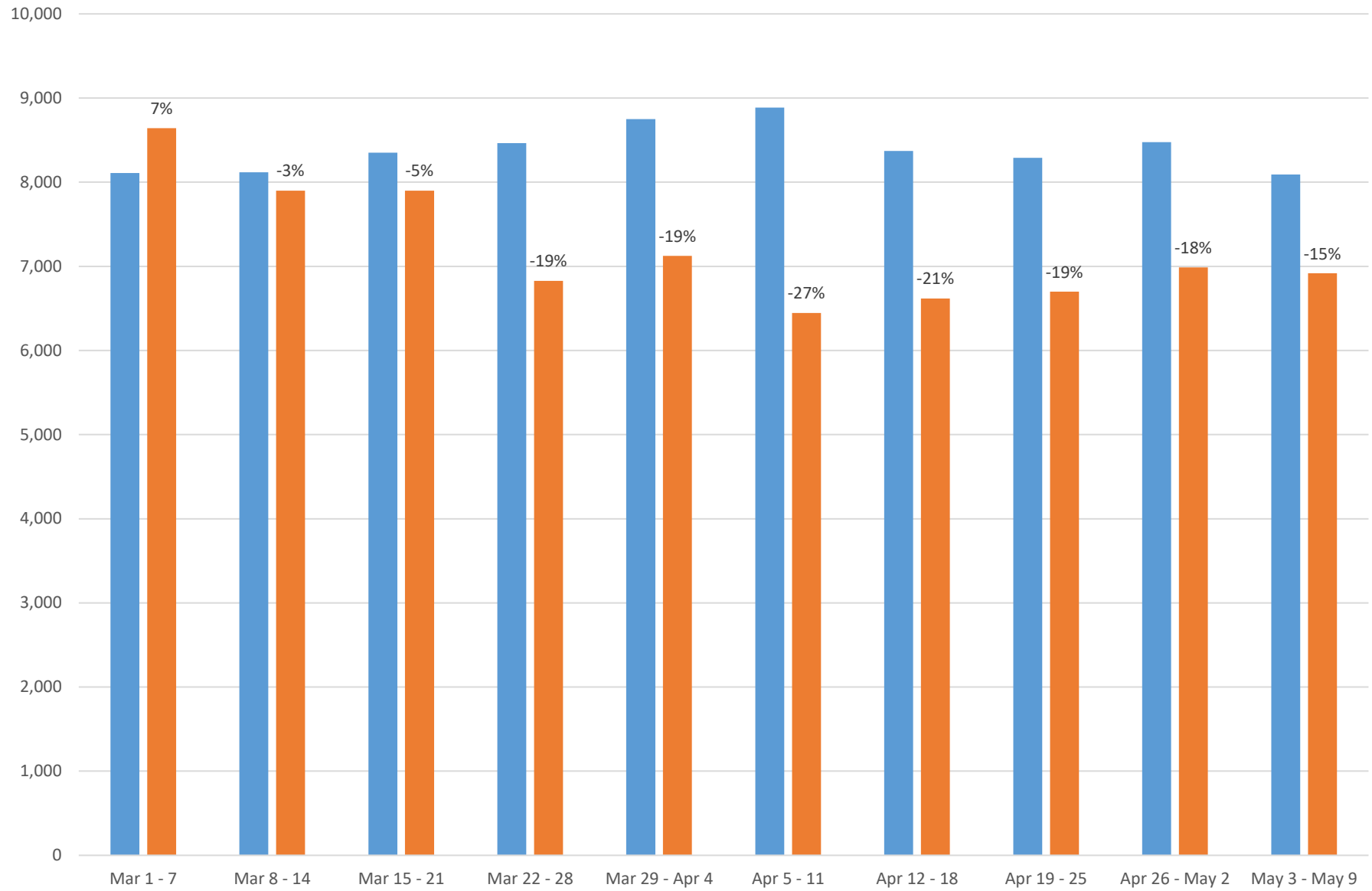


*May Data not reconciled to date

Dates listed are 2020; 2019 data is from corresponding week day.

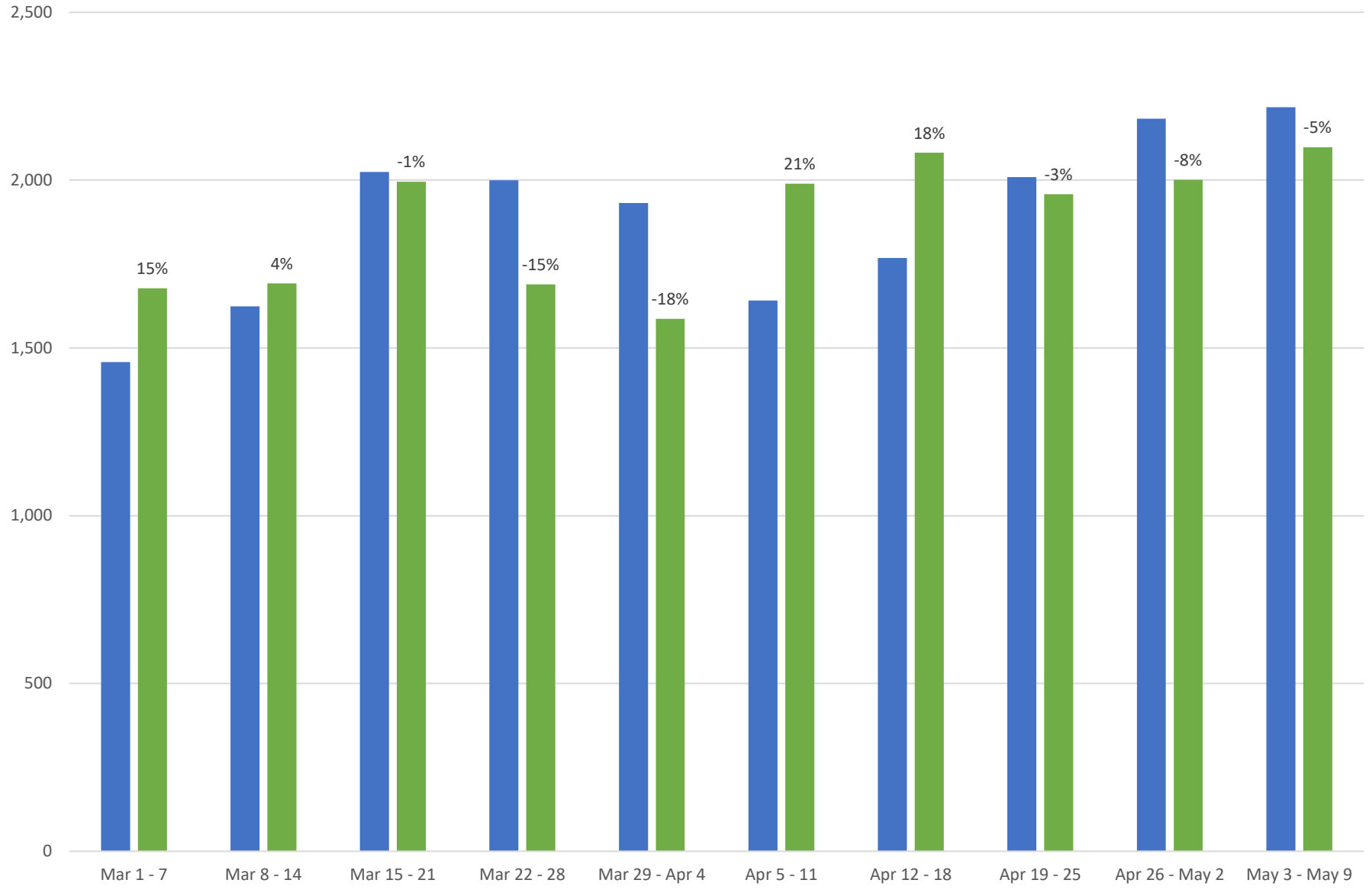
Commercial (Account Customer) Weekly Tonnage

■ COM 2019 ■ COM 2020



Non-Account Customer Weekly Tonnage

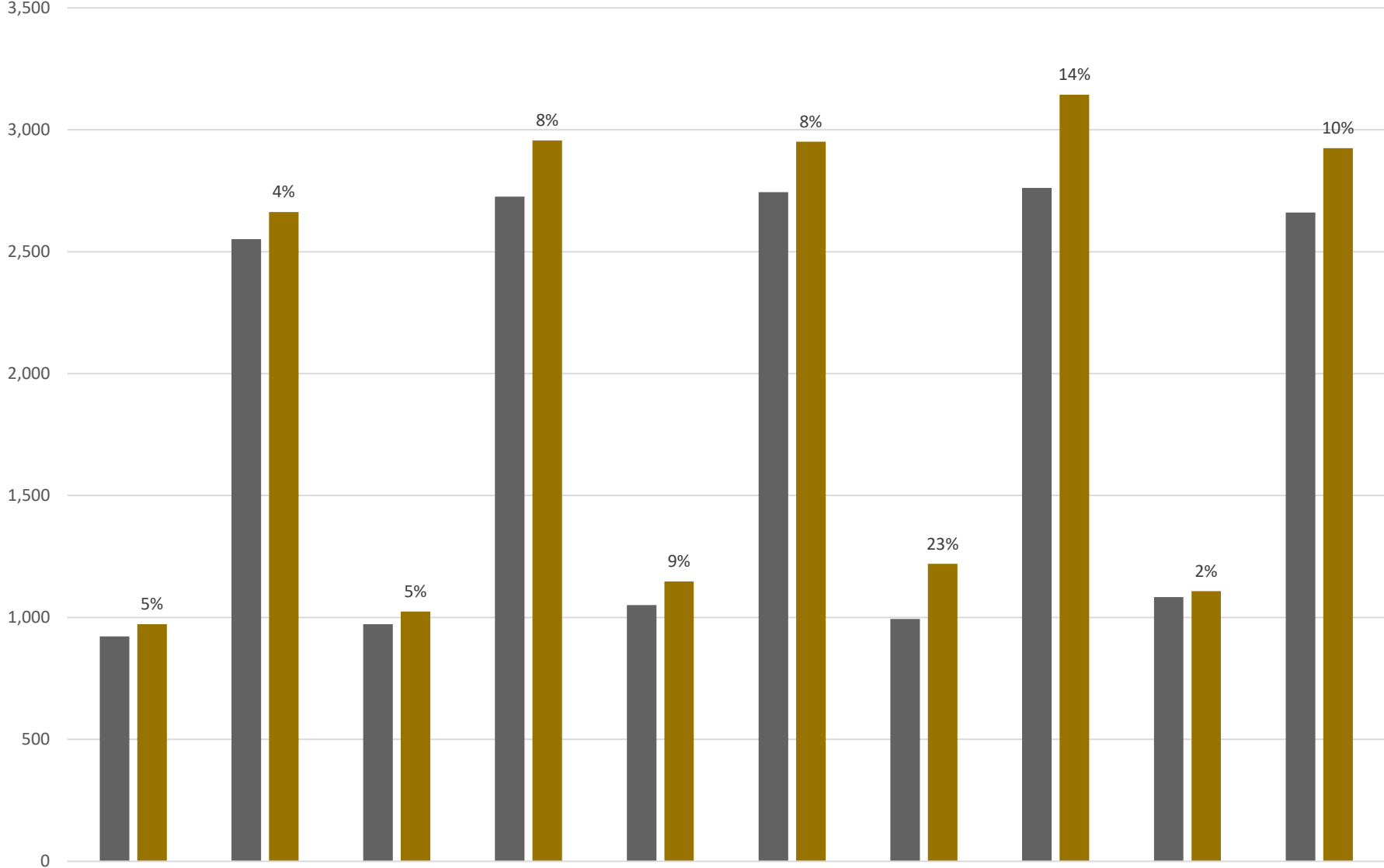
RES 2019 RES 2020



Single Family Curbside Weekly Tonnage

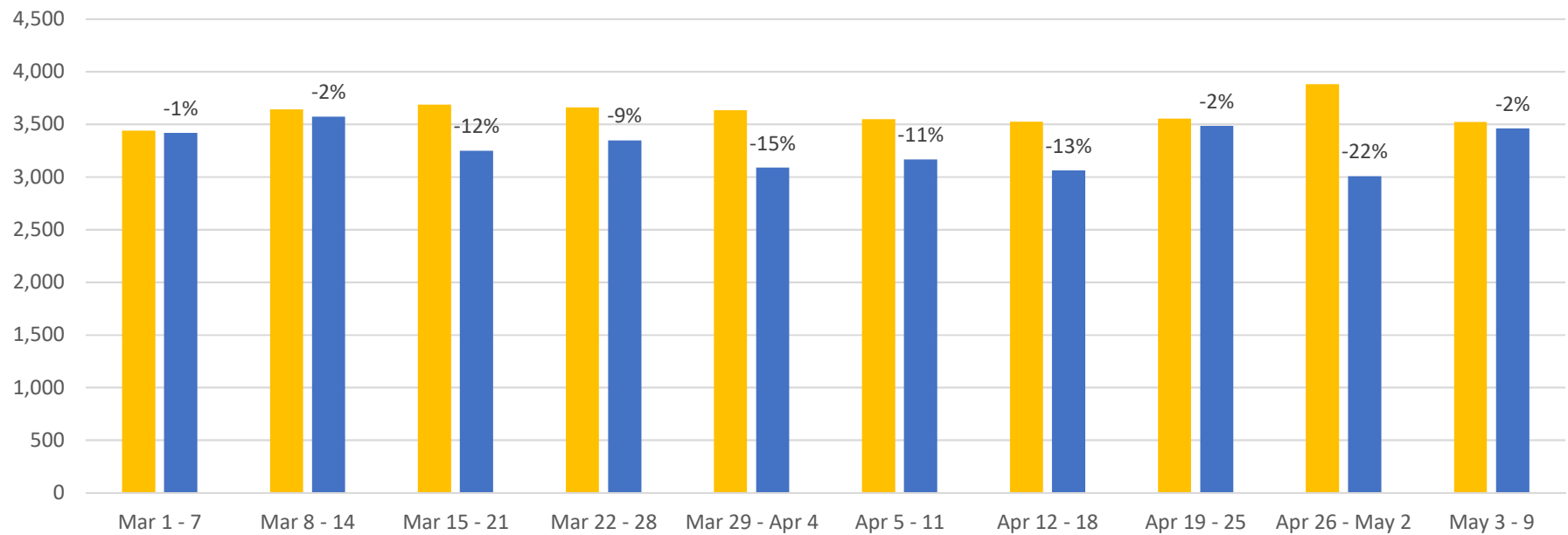
MUN - Curbside 2019 MUN - Curbside 2020

*Hauled by Commercial & Municipal vehicles



Weekly Total Tonnage Comparison - 2019 vs 2020* Garbage - CTS

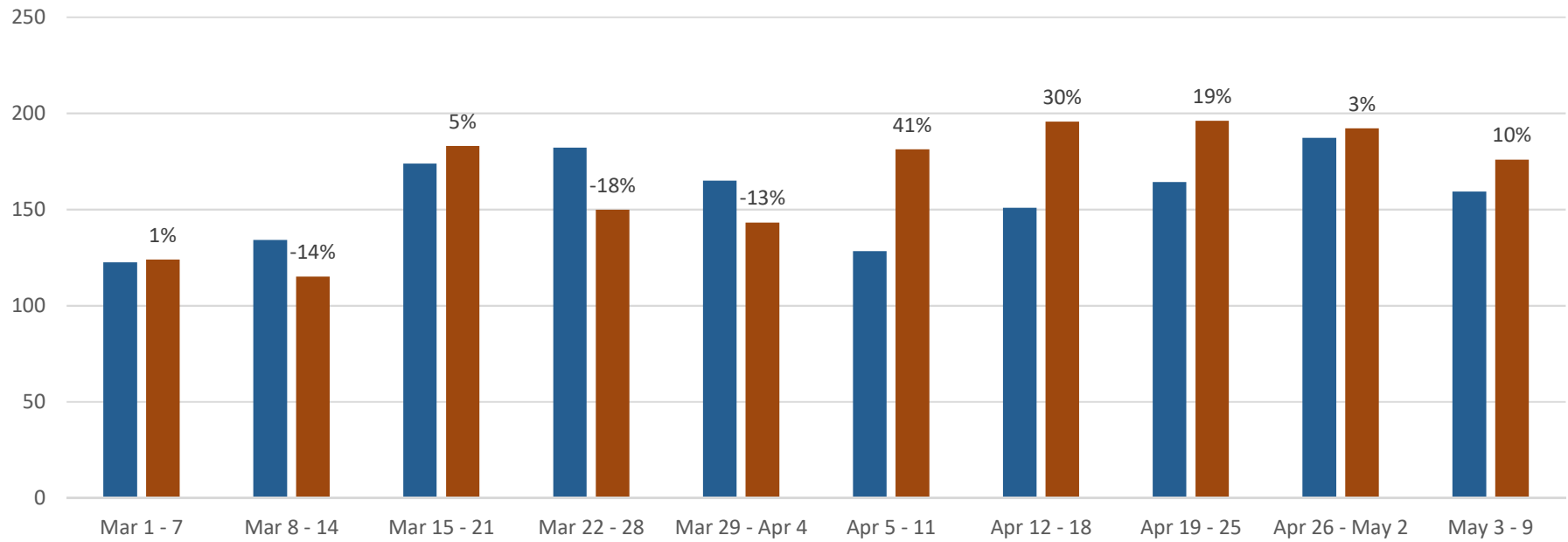
■ CRRP 2019 ■ CRRP 2020



*May data not reconciled to date

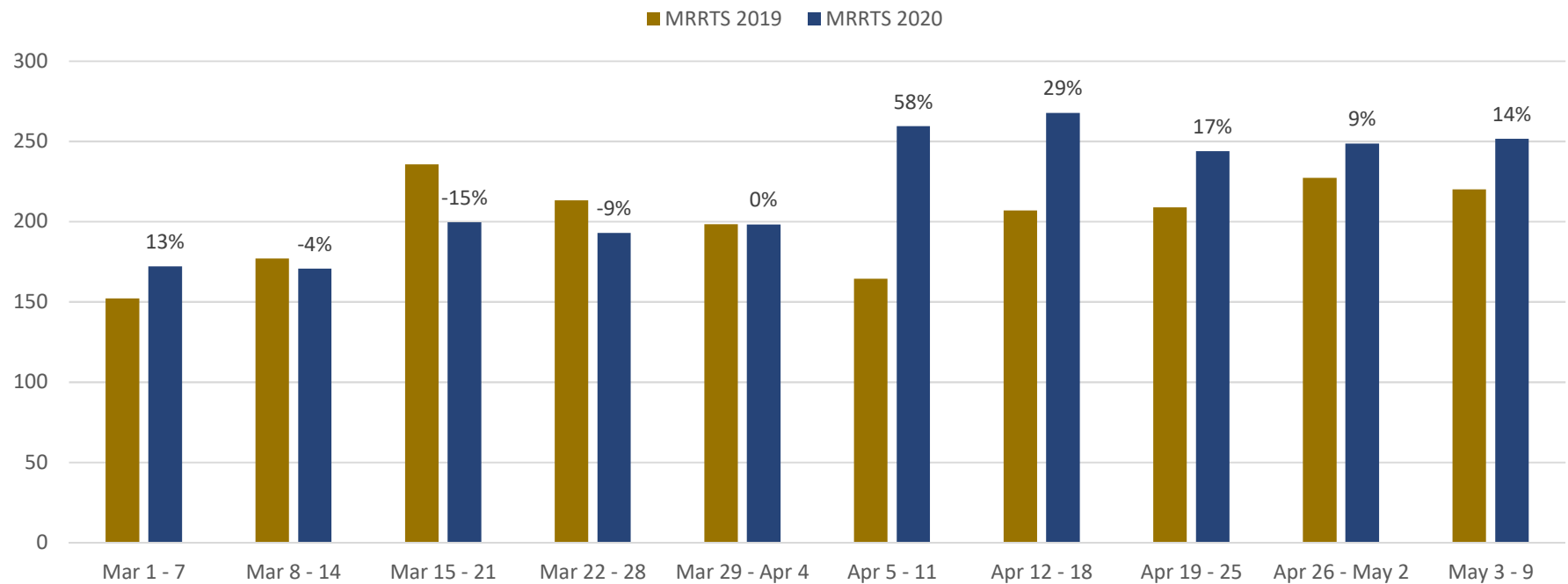
Weekly Total Tonnage Comparison - 2019 vs 2020* Garbage - LTS

■ LTS 2019 ■ LTS 2020



*May data not reconciled to date

Weekly Total Tonnage Comparison - 2019 vs 2020* Garbage - MRRTS

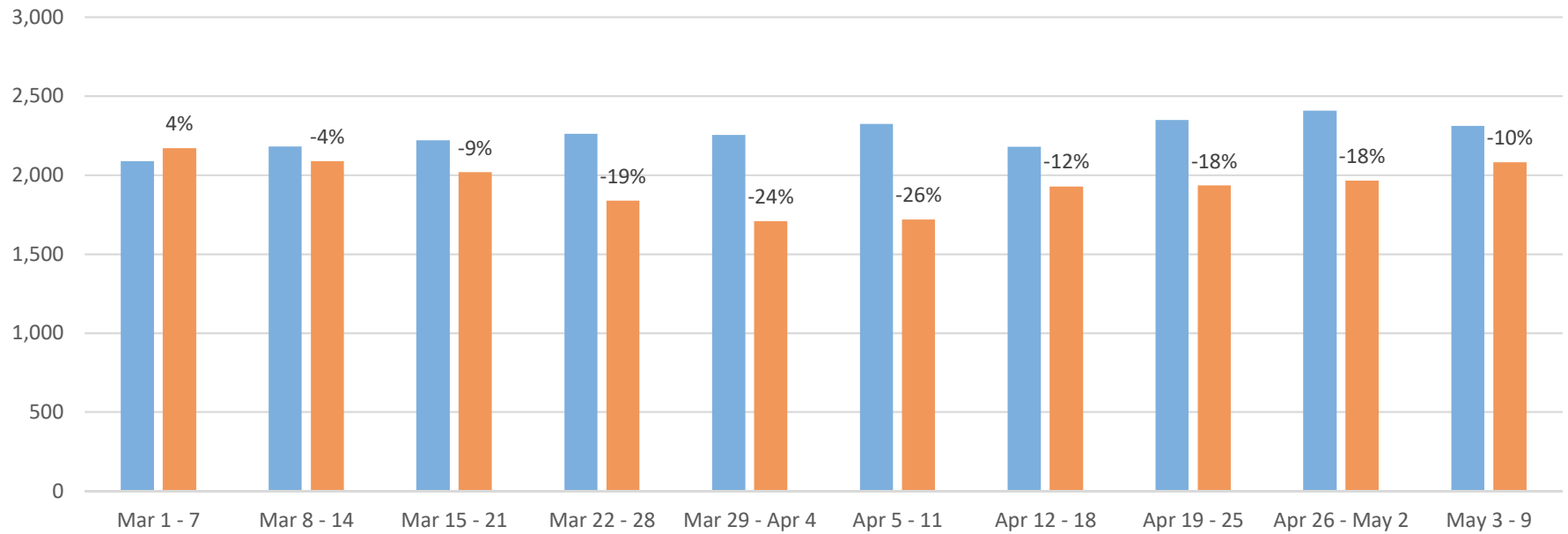


*May data not reconciled to date

Weekly Total Tonnage Comparison - 2019 vs 2020*

Garbage - NSTS

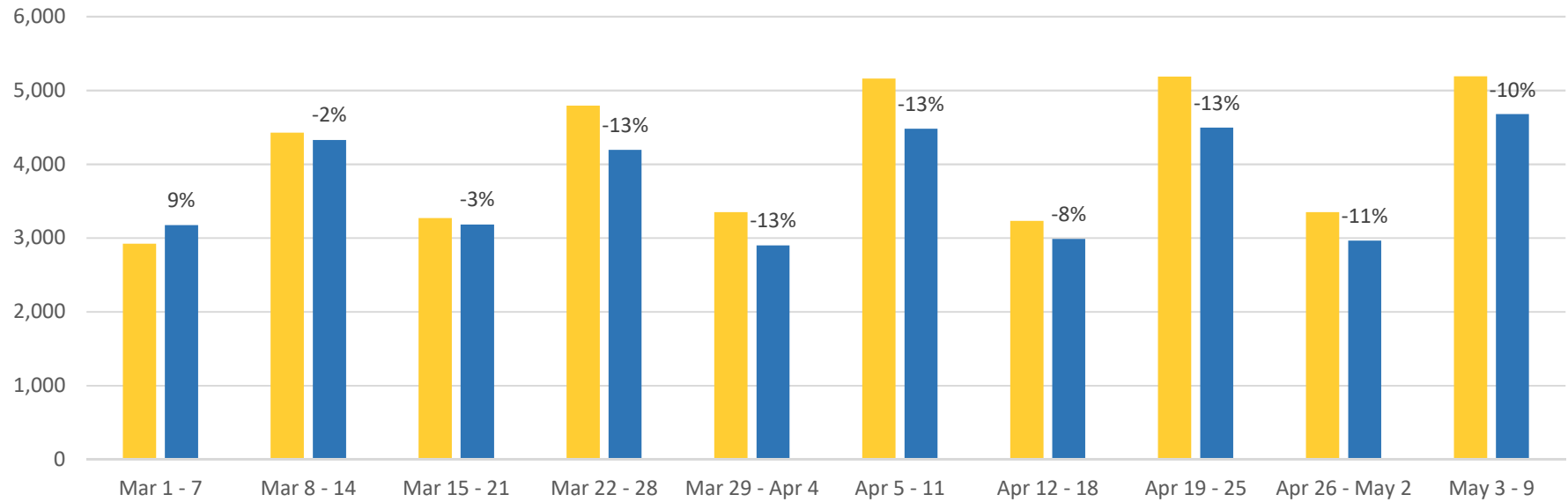
■ NSTS 2019 ■ NSTS 2020



*May data not reconciled to date

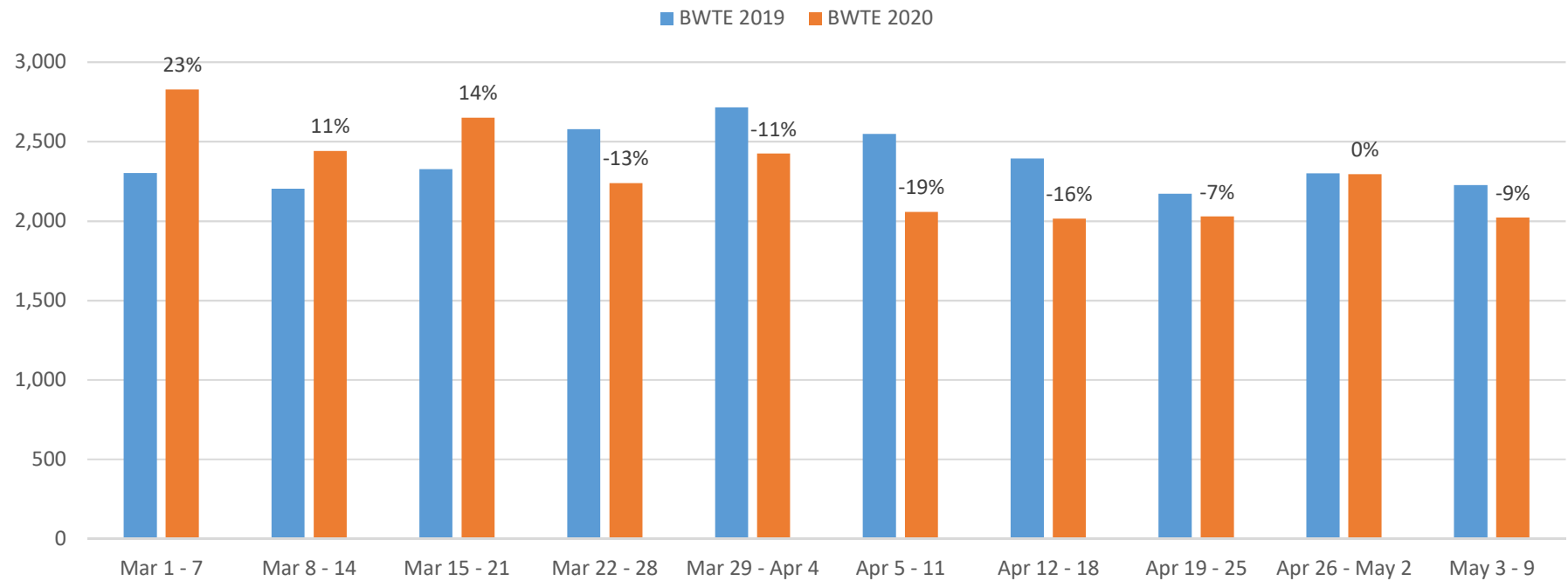
Weekly Total Tonnage Comparison - 2019 vs 2020* Garbage - STS

■ STS 2019 ■ STS 2020



*May data not reconciled to date

Weekly Total Tonnage Comparison - 2019 vs 2020* Garbage - WTEF



*May data not reconciled to date

WMABC – Metro Vancouver COVID-19 Discussion

Friday, May 15, 2020

3:00 pm – 4:00 pm

ZOOM meeting – Online/Phone

Attendees

WMABC: Lori Bryan, David Millman, Grant Hankins, Noel Massey. Not present: Josh JansenVandorn

City of Vancouver: Albert Shames, Lynn Belanger. Not in attendance: Chris Underwood, Chris Dodd, Brennan Sharma

City of Surrey: Not in attendance: Harry Janda

Metro Vancouver: Paul Henderson, Chris Allan, Sarah Evanetz, Stephanie Liu

AGENDA

1. MV Facility Operational Updates

a. Progress on new attended scale account verification process

- Metro Vancouver confirmed it is possible to change the account verification requirement to inputting vehicle licence plate, rather than requiring driver's signature, to minimize contact between drivers and scale attendants
- City of Vancouver is currently inputting the driver's name rather than requiring a signature

Action Items:

- Metro Vancouver to confirm by the end of next week re: the change from driver's signature to vehicle licence plate to verify accounts at the attended scale. If the change is made, a notification will be sent to all account customers.

b. Waste-to-Energy Facility Turnaround Times (Attachment 1)

- There was a brief shut-down at the facility today, due to both cranes breaking down and requiring maintenance – SMS message was sent, noting when the facility closed and when it reopened an hour later.

Action Items:

- David Millman will check with his staff to ensure they have SMS notifications set up
- WMABC to communicate the importance and value of SMS notifications to their members once again, early next week, and include a screenshot of the message that was received today

c. Disposal ban surcharge data and EPR update (electronics, batteries) (Attachment 2)

- No new trends
- WMABC inquired whether Metro Vancouver expects changes in waste flows as BC reopens.



- RE: Following up with EPR programs about electronics
 - o Most electronics and batteries are collected via depots rather than return-to retail, except London Drugs. Best Buy phased out of collection a few years ago.
 - o Household batteries are collected by retailers but anything attached to electronics are usually depots
 - o Most household battery collection points are closed, including return-to-retail and civic facilities. But Encorp and municipal depots still accept them. As household batteries are small they are easier to stockpile during the pandemic
 - o EPR programs received notes from customers about the following deterrents to visiting a recycling depot, which may be contributing to recyclable materials in the garbage:
 - Lineups at transfer stations and landfills and depots due to more people doing spring cleaning during the quarantine and physical distancing requirements at facilities
 - Residents not feeling comfortable going out to recycling depots

Action Items:

- Metro Vancouver (Andrew Doi and Sarah Evanetz) to discuss options with EPR programs on communicating importance of proper recycling of electronics and batteries.
- WMABC (Lori Bryan) to discuss with the WMABC Board on possibility to work with Metro Vancouver and EPR programs on some co-branded messaging about keeping electronics and batteries out of the garbage.

d. Waste flows (Attachment 3)

- Garbage tonnages starting to rise again
- Next week we may see commercial tonnage slowly coming back as businesses reopen
- By-facility tonnages are also normalizing. Waste flows at large transfer stations are coming back up, and at small transfer stations going back down, towards the normal range

e. Survey: Assessment of Solid Waste System

- Reach out to account customers to reach out about experiences and hopes w.r.t solid waste system, including a question about the tipping fee structure. This survey is part of our assessment of the solid waste system to support the long term solid waste management planning process
- Survey will be sent out to account customers and municipalities next week.

Action Item:

- Metro Vancouver to send a copy of the solid waste system survey to Lori Bryan directly

f. Hospital waste:

- Resumed accepting hospital waste at North Shore and Coquitlam Transfer Station. A few challenges initially including reassuring staff, and dealing with a load that triggered radiation detectors (not unusual for medical waste)

- Business as usual moving forward.
 - No issues at the Vancouver Landfill with respect to receiving mixed loads including hospital waste from North Shore and Coquitlam Transfer Stations.
 - No comment from WMABC other than thanks and acknowledgement
- g. Compactor at NSTS coming back on line after the weekend. Didn't see a large impact to wait times, especially with the lower tonnages right now. Some period of longer wait times, including a bulge in traffic towards the end of the day or random surges during the day, mostly driven by members of the public in small vehicles.
2. City of Vancouver Operational Updates
- Single lane alternating traffic -- Paving all around the scales and residential drop off area, done in phases to keep the site open
 - Already has been communicated to haulers through Lori
 - Will have more clarity on dates of impact – closer to May 27th
 - About to trial unattended scales at the landfill
 - o Test rfid tags on MV trucks. Test on Tuesday and Wednesday.
 - o Will try more after the paving is complete, then get some haulers on the programs to start who have consistent material type. So at the unattended scale you'd only enter the origin of waste
 - Discussion about physical printed tickets v.s. emailed receipts at all regional solid waste facilities
 - o Feedback from David Millman: for larger commercial haulers, electronic makes sense. There may be some smaller haulers that prefer a physical printed ticket.

Action Item:

- Metro Vancouver to explore possibility of introducing an electronic ticket option at solid waste facilities, while maintaining the physical printed ticket as an option for those who prefer it.
3. Curbside collection program updates – Surrey and Vancouver
- No updates from Surrey or Vancouver
4. Lori Bryan questions:
- Additional toilets and hand washing stations – is there a long term plan to keep them? Are we monitoring how well they're used?:
 - o Reports say they're not heavily used so as the pressure for facilities is reduced, we'd go back to offering our standard facilities. But we would watch the demand.
 - o Metro Vancouver doesn't expect to remove the hand washing stations at least throughout the summer
 - o Noel Massey noted they have seen an increase in open gas station washrooms in Surrey. They have been very accommodating to drivers
 - o The Metro Vancouver washroom map is now over 20,000 views

- It will be put on the MV website later today so more secure
- Lori: PREOC and Worksafe BC were really interested in the washroom map
- Each of our contractors have plans in place to respond to COVID. In the event of an infection among staff, the health authority would make a decision on whether there is a risk to others and who needs to be notified.
- Any feedback on new protocols that have been put in place? (e.g. distancing, no cash, etc)
 - Have received some comments about someone being too close to me, but quite rare.
 - Some people have called in to say they were impressed with how everything was delineated
 - Generally people are happy with the protocols. Some have complained about line-ups, and occasionally people feel someone got too close to them.
 - Recycling depots have been the most challenging due to increased use and potential line-ups. Strengthened up our camera program around that. CTS is about to be brought online at both the depot and transfer station to view traffic/line-ups. Also physical distancing is harder in the depot as people are walking around to different bins.
 - City of Vancouver: haven't heard anything negative. We have more space at landfill so less of concern. Doing some taping to facilitate physical distancing at the Zero Waste Centre where there is less room to move around.

Attachments:

1. Waste-to-Energy Facility Turnaround Times
2. Disposal Ban Surcharge Data
3. Daily and Weekly Waste Volumes and Loads (system-wide and by-facility), and Single-Family/Commercial Split (system-wide)

WMABC – Metro Vancouver COVID-19 Discussion

Friday, May 22, 2020

11:00 am – 12:00 pm

ZOOM meeting – Online/Phone

Attendees

WMABC: Lori Bryan, David Millman, Grant Hankins, Noel Massey, Josh JansenVandorn

City of Vancouver: Albert Shames, Chris Underwood, Lynn Belanger, Chris Dodd, Brennan Sharma

City of Surrey: Harry Janda

Metro Vancouver: Paul Henderson, Chris Allan, Sarah Evanetz, Stephanie Liu

AGENDA

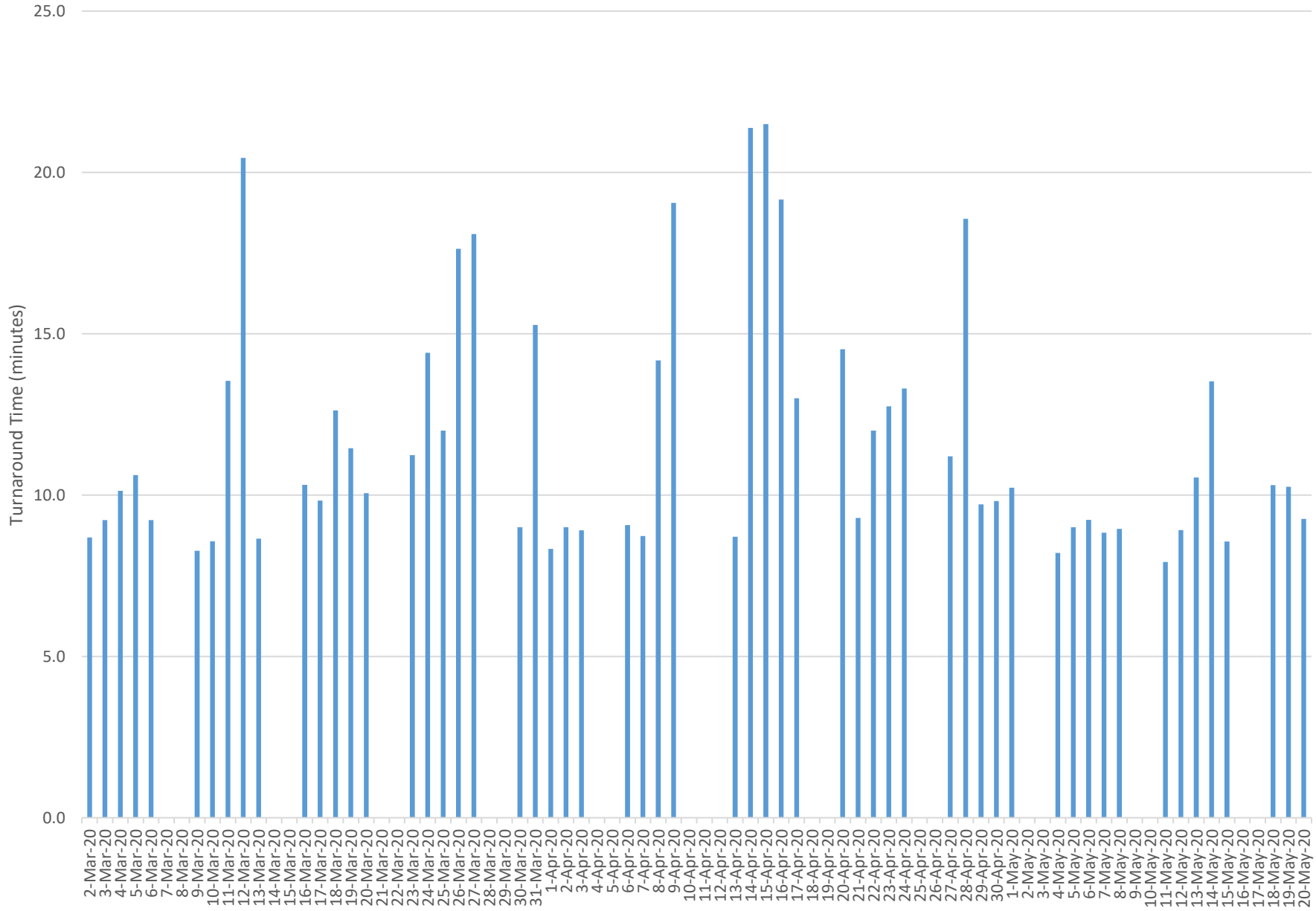
1. MV Facility Operational Updates
 - a. Update on new attended scale account verification process
 - b. Waste-to-Energy Facility Turnaround Times (Attachment 1)
 - c. Disposal ban surcharge data (Attachment 2)
 - d. Waste flows (Attachment 3)
2. City of Vancouver Operational Updates
3. Curbside collection program updates – Surrey and Vancouver
4. Communications on proper recycling of electronics and batteries
5. Survey: Assessment of Solid Waste System – Closes June 3

Attachments:

1. Waste-to-Energy Facility Turnaround Times
2. Disposal Ban Surcharge Data
3. Daily and Weekly Waste Volumes and Loads (system-wide and by-facility), and Single-Family/Commercial Split (system-wide)

39110199

WTEF Turnaround Time (10 am - 3 pm)



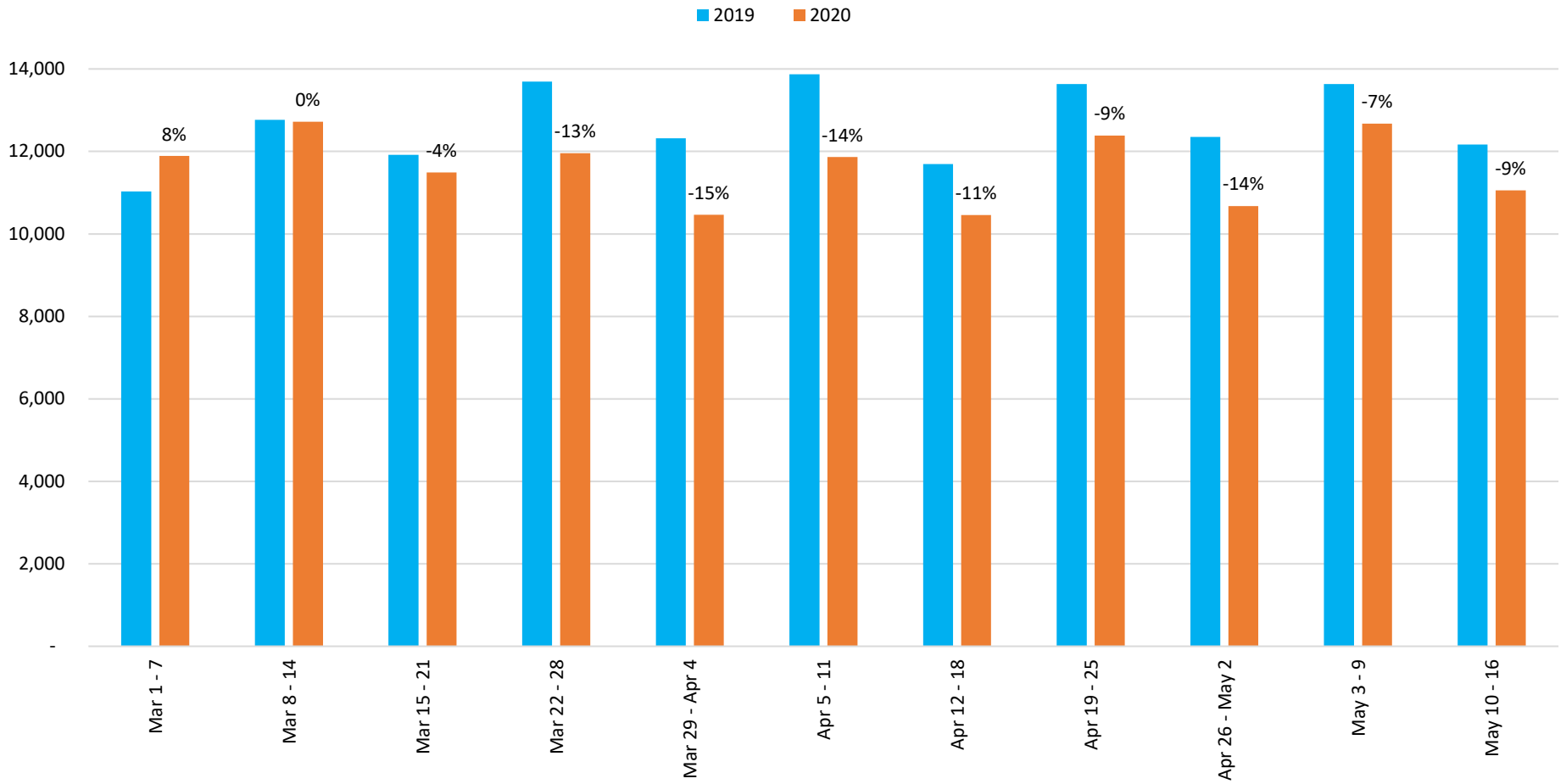
Metro Vancouver Disposal Ban Surcharges

Banned Material Type	Surcharges Per Week*								
	Historic Weekly Average Jul 3, 2019 – Mar 3, 2020 (Commercial loads in brackets)	Mar 25-31, 2020 (Commercial loads in brackets)	Apr 1-7, 2020 (Commercial loads in brackets)	Apr 8-14, 2020 (Commercial Loads in brackets)	Apr 15-21, 2020 (Commercial Loads in Brackets)	Apr 22-28, 2020 (Commercial Loads in brackets)	Apr 29-May 5, 2020 (Commercial Loads in brackets)	May 6-12, 2020 (Commercial Loads in brackets)	May 13-19, 2020 (Commercial Loads in brackets)
Antifreeze & Containers	0 (0)	0 (0)	0 (0)	0 (0)	0 (0)	0 (0)	0 (0)	0 (0)	0 (0)
Agricultural Waste	0 (0)	0 (0)	0 (0)	0 (0)	0 (0)	0 (0)	0 (0)	0 (0)	0 (0)
Automobile Waste	0 (0)	0 (0)	0 (0)	0 (0)	0 (0)	0 (0)	0 (0)	0 (0)	1 (1)
Beverage Containers >5%	0 (0)	0 (0)	0 (0)	0 (0)	0 (0)	0 (0)	0 (0)	0 (0)	0 (0)
Clean Wood >5%	3 (3)	1 (1)	3 (3)	3 (1)	3 (3)	1 (1)	2 (1)	3 (2)	7 (7)
Corrugated Cardboard >5%	21 (20)	18 (18)	28 (27)	17 (17)	37 (34)	23 (20)	21 (19)	20 (20)	19 (17)
Dusty Load	1 (1)	2 (2)	1 (1)	1 (1)	1 (1)	0 (0)	2 (2)	1 (1)	0 (0)
Electronics	32 (27)	32 (28)	45 (41)	36 (32)	47 (46)	34 (28)	53 (52)	40 (32)	55 (46)
EPS (Polystyrene Packaging) >20%	2 (2)	2 (2)	1 (0)	1 (1)	0 (0)	0 (0)	2 (2)	2 (1)	0 (0)
Food Waste >25%	4 (4)	2 (2)	8 (8)	1 (1)	4 (4)	2 (2)	3 (3)	2 (2)	4 (4)
Green Waste >5%	1 (0)	2 (0)	2 (2)	1 (0)	1 (1)	1 (0)	0 (0)	0 (0)	2 (2)
Gypsum	2 (1)	2 (0)	0 (0)	2 (2)	5 (3)	3 (3)	6 (6)	2 (2)	5 (5)
Hazardous Waste	0 (0)	0 (0)	0 (0)	0 (0)	0 (0)	0 (0)	0 (0)	0 (0)	0 (0)
Inert Filled	0 (0)	1 (1)	1 (0)	4 (1)	0 (0)	1 (0)	2 (0)	0 (0)	0 (0)
Large Containers < 205L	0 (0)	0 (0)	0 (0)	0 (0)	2 (2)	0 (0)	0 (0)	0 (0)	0 (0)
Liquid(s) or Sludge	0 (0)	0 (0)	0 (0)	0 (0)	0 (0)	0 (0)	0 (0)	0 (0)	0 (0)
Mattress	11 (7)	16 (10)	13 (9)	5 (3)	13 (10)	15 (12)	9 (7)	14 (12)	11 (9)
Mixed Recyclable Materials >5%	1 (1)	0 (0)	0 (0)	1 (0)	2 (2)	4 (4)	7 (7)	4 (4)	5 (5)
Oil, Oil Filters, and Oil Containers	1 (1)	2 (2)	1 (1)	2 (1)	1 (1)	0 (0)	0 (0)	1 (0)	3 (3)
Other Recyclable Containers >5%	0 (0)	0 (0)	0 (0)	0 (0)	0 (0)	0 (0)	0 (0)	0 (0)	0 (0)
Oversize Object	5 (4)	11 (11)	8 (6)	9 (8)	10 (8)	13 (11)	11 (9)	13 (12)	13 (11)
Paint	3 (3)	3 (2)	3 (3)	3 (3)	8 (7)	10 (4)	7 (7)	4 (2)	13 (10)
Propane Tank	0 (0)	0 (0)	2 (0)	0 (0)	2 (1)	0 (0)	0 (0)	0 (0)	5 (5)
Recyclable Paper >5%	1 (1)	0 (0)	0 (0)	1 (1)	1 (1)	0 (0)	1 (1)	0 (0)	1 (1)
Residual Products	0 (0)	0 (0)	0 (0)	0 (0)	0 (0)	0 (0)	0 (0)	0 (0)	0 (0)
Solvents & Flammable Liquids	1 (1)	1 (1)	3 (3)	2 (1)	2 (2)	0 (0)	0 (0)	0 (0)	2 (2)
Tires	3 (2)	5 (4)	3 (3)	3 (3)	6 (6)	9 (8)	5 (5)	4 (4)	2 (2)
Wire, Hosing, Rope, or Cable >1m	1 (1)	0 (0)	3 (2)	0 (0)	2 (2)	2 (2)	0 (0)	2 (1)	2 (2)
Worksafe Hazard Material	0 (0)	0 (0)	0 (0)	0 (0)	0 (0)	0 (0)	1 (1)	0 (0)	0 (0)
Total Per Week	95 (79)	100 (84)	125 (109)	92 (76)	147 (134)	118 (95)	132 (122)	112 (95)	150 (132)

* Data has not been reconciled.

Total Tonnes Weekly Comparison - 2019 vs 2020*

Garbage - WTEF, STS, NSTS, CTS, MRRTS, LTS

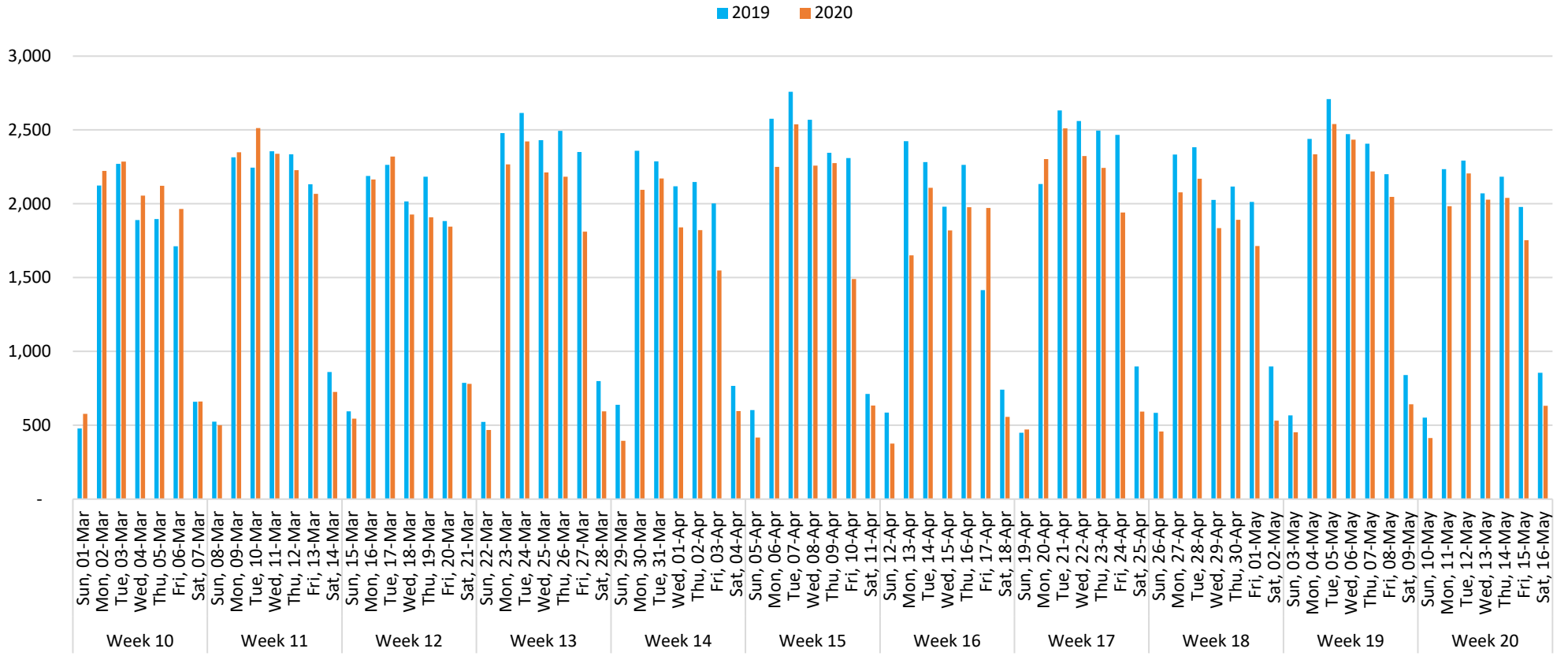


*May Data not reconciled to date

Dates listed are 2020; 2019 data is from corresponding week day.

Daily Total Tonnes Comparison - 2019 vs 2020*

Garbage - WTEF, STS, NSTS, CTS, MRRTS, LTS

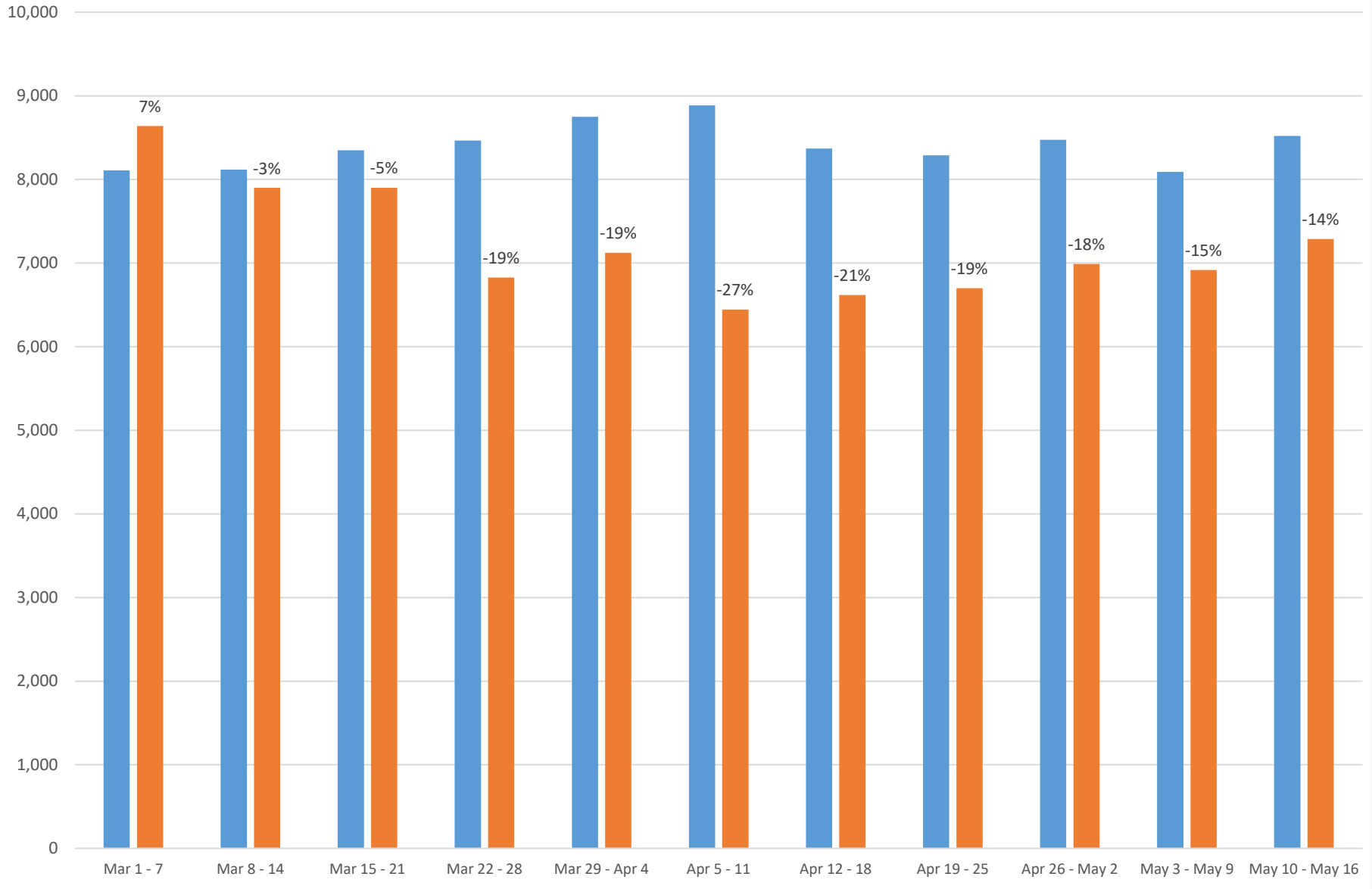


*May Data not reconciled to date

Dates listed are 2020; 2019 data is from corresponding week day.

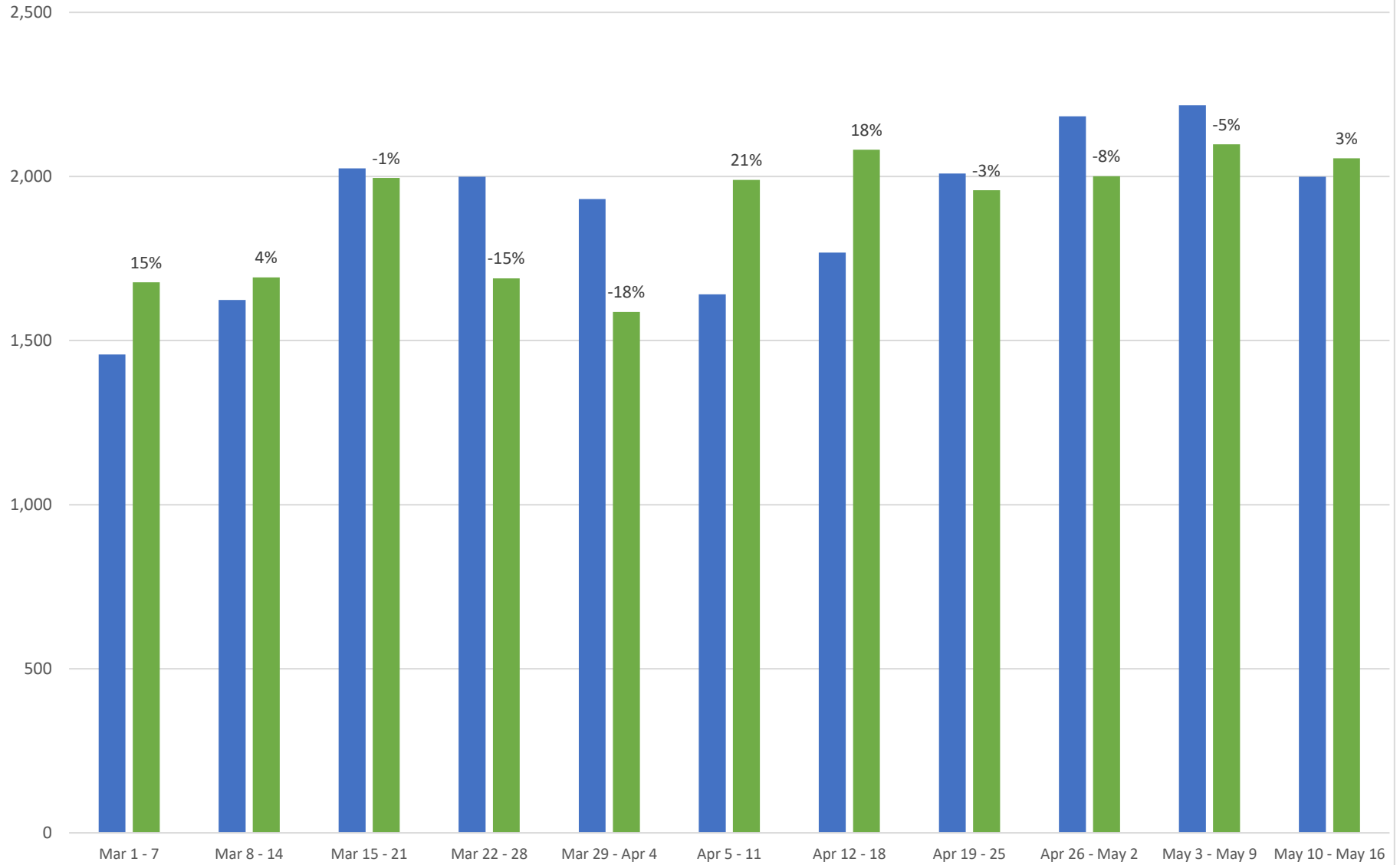
Commercial (Account Customer) Weekly Tonnage

■ COM 2019 ■ COM 2020



Non-Account Customer Weekly Tonnage

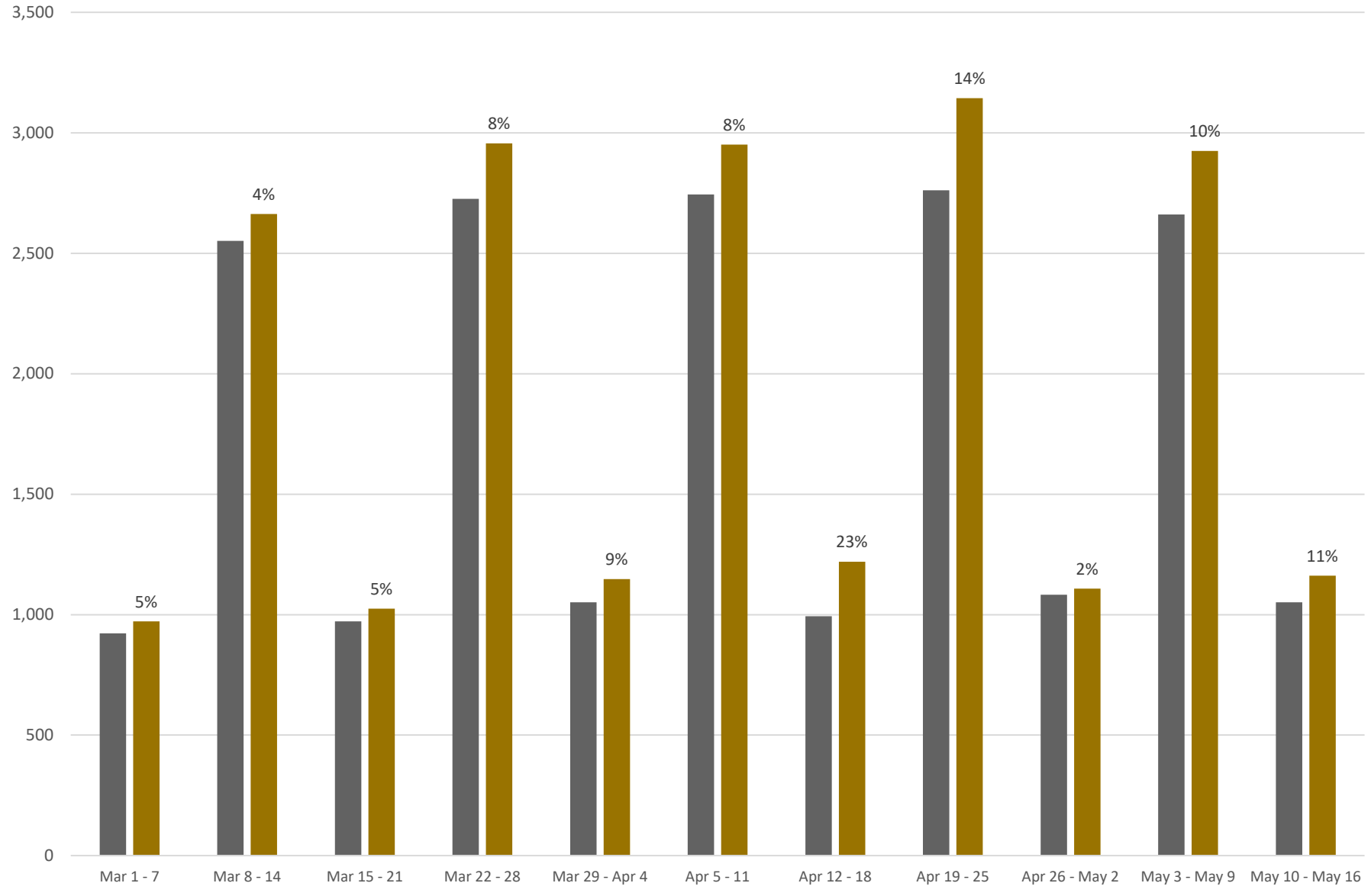
RES 2019 RES 2020



Single Family Curbside Weekly Tonnage

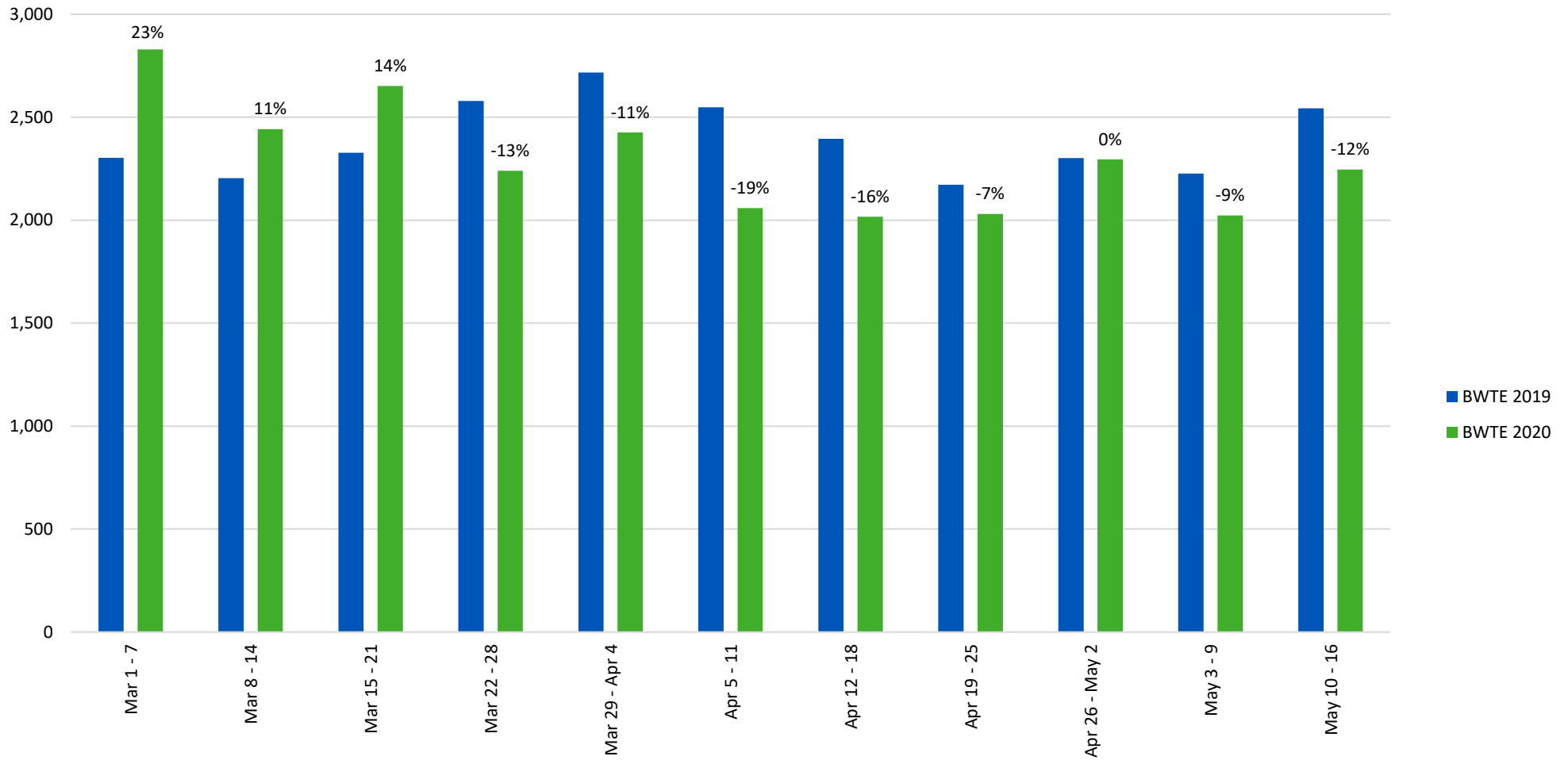
■ MUN - Curbside 2019 ■ MUN - Curbside 2020

*Hauled by Commercial & Municipal vehicles



Weekly Total Tonnage Comparison - 2019 vs 2020*

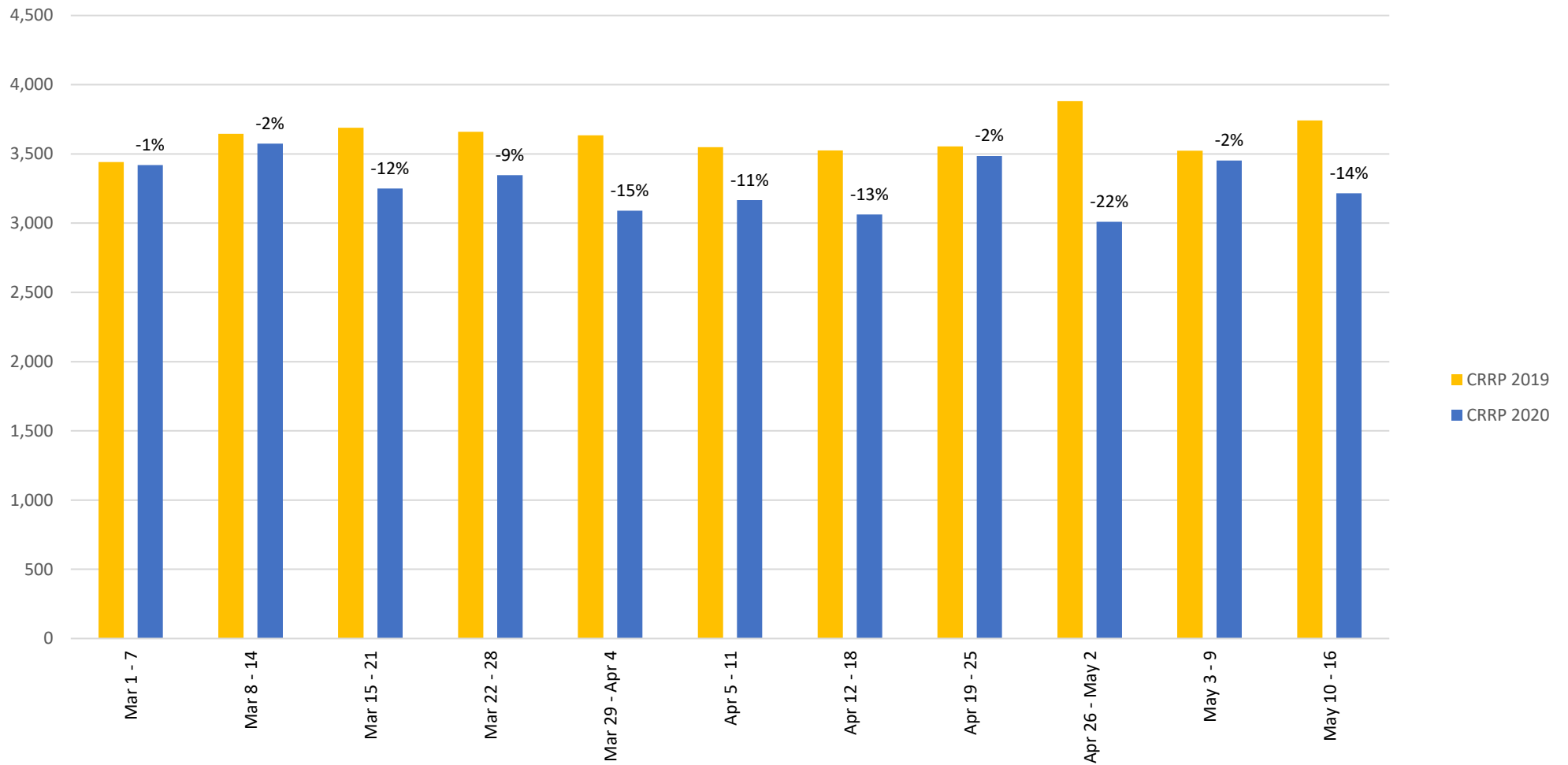
Garbage - WTEF



*May data not reconciled to date

Weekly Total Tonnage Comparison - 2019 vs 2020*

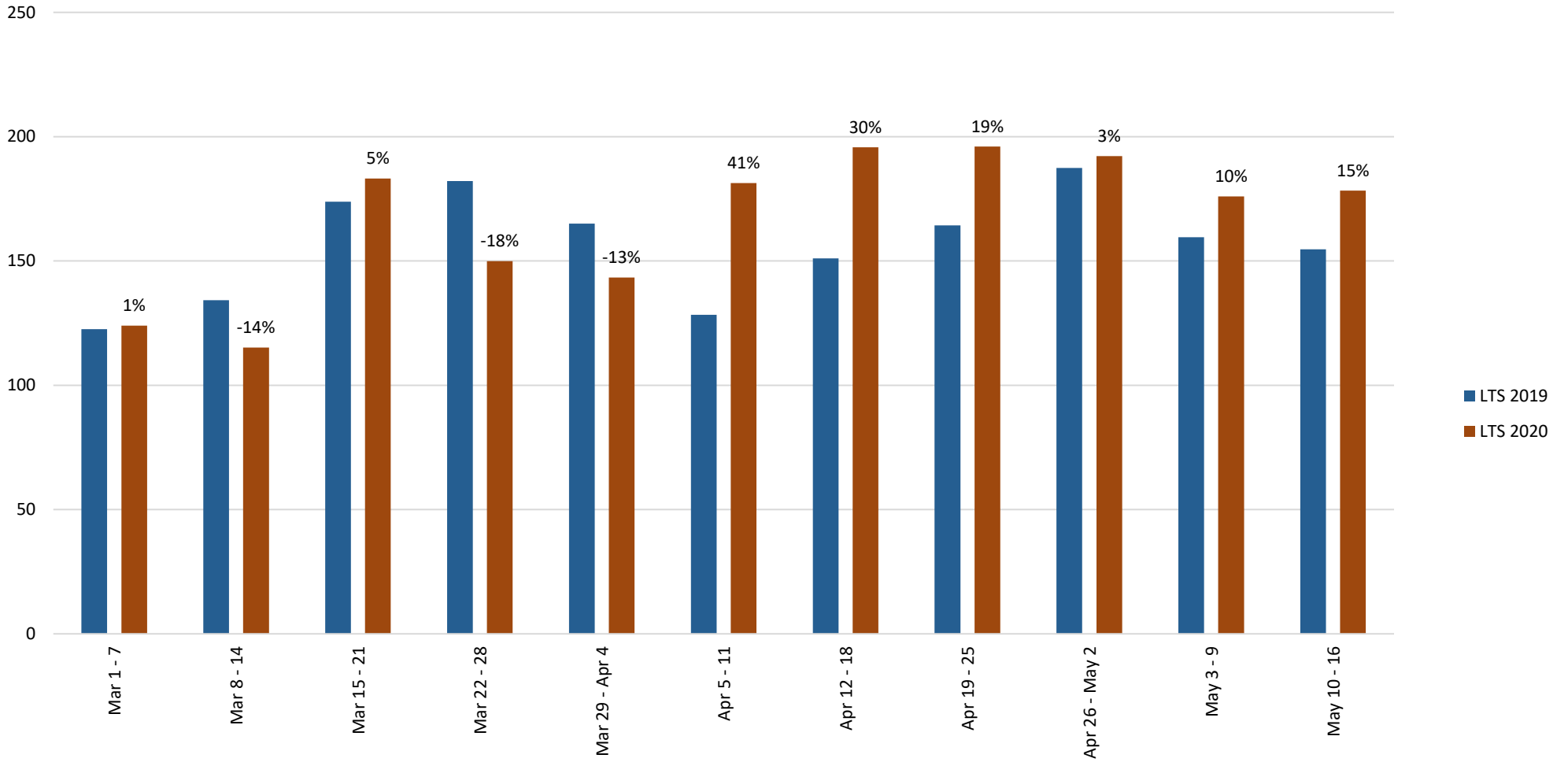
Garbage - CTS



*May data not reconciled to date

Weekly Total Tonnage Comparison - 2019 vs 2020*

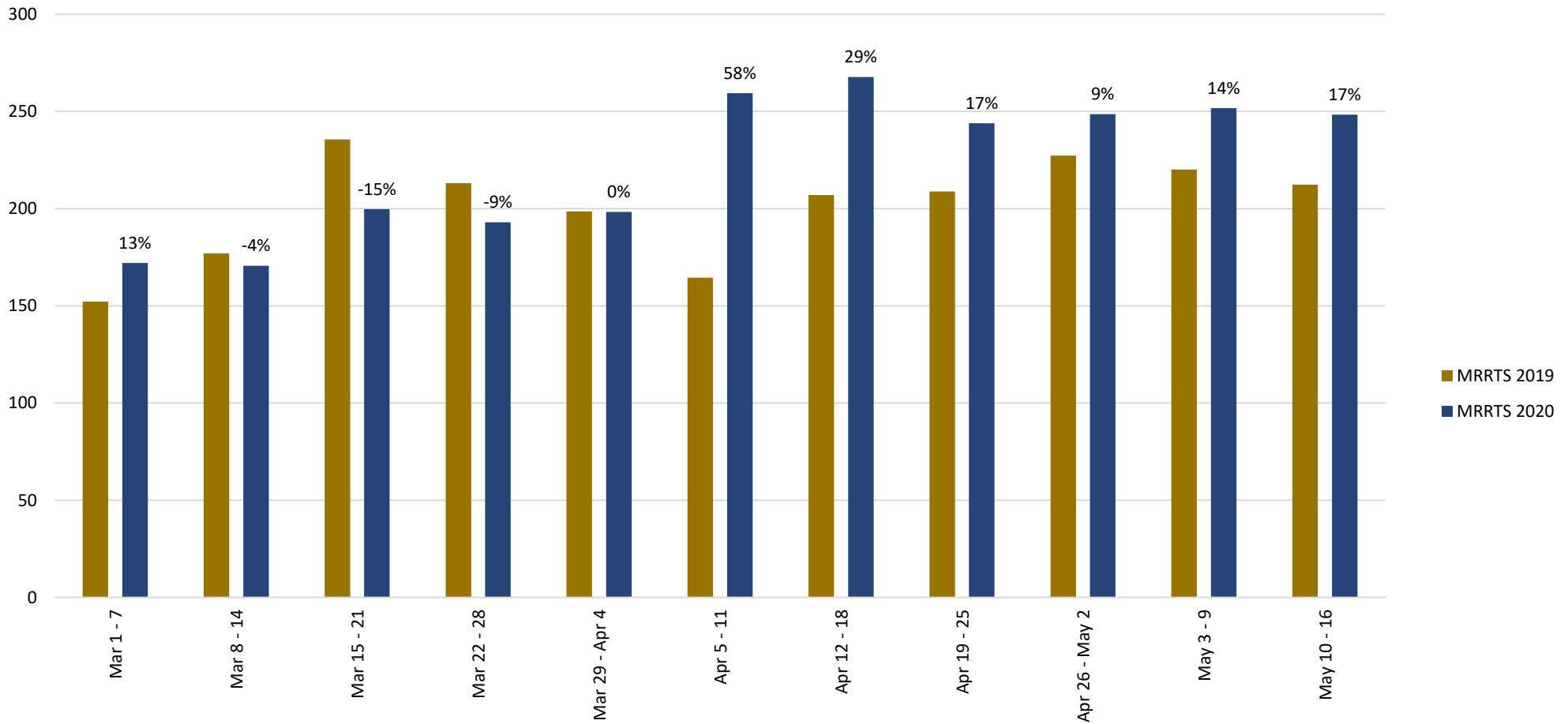
Garbage - LTS



*May data not reconciled to date

Weekly Total Tonnage Comparison - 2019 vs 2020*

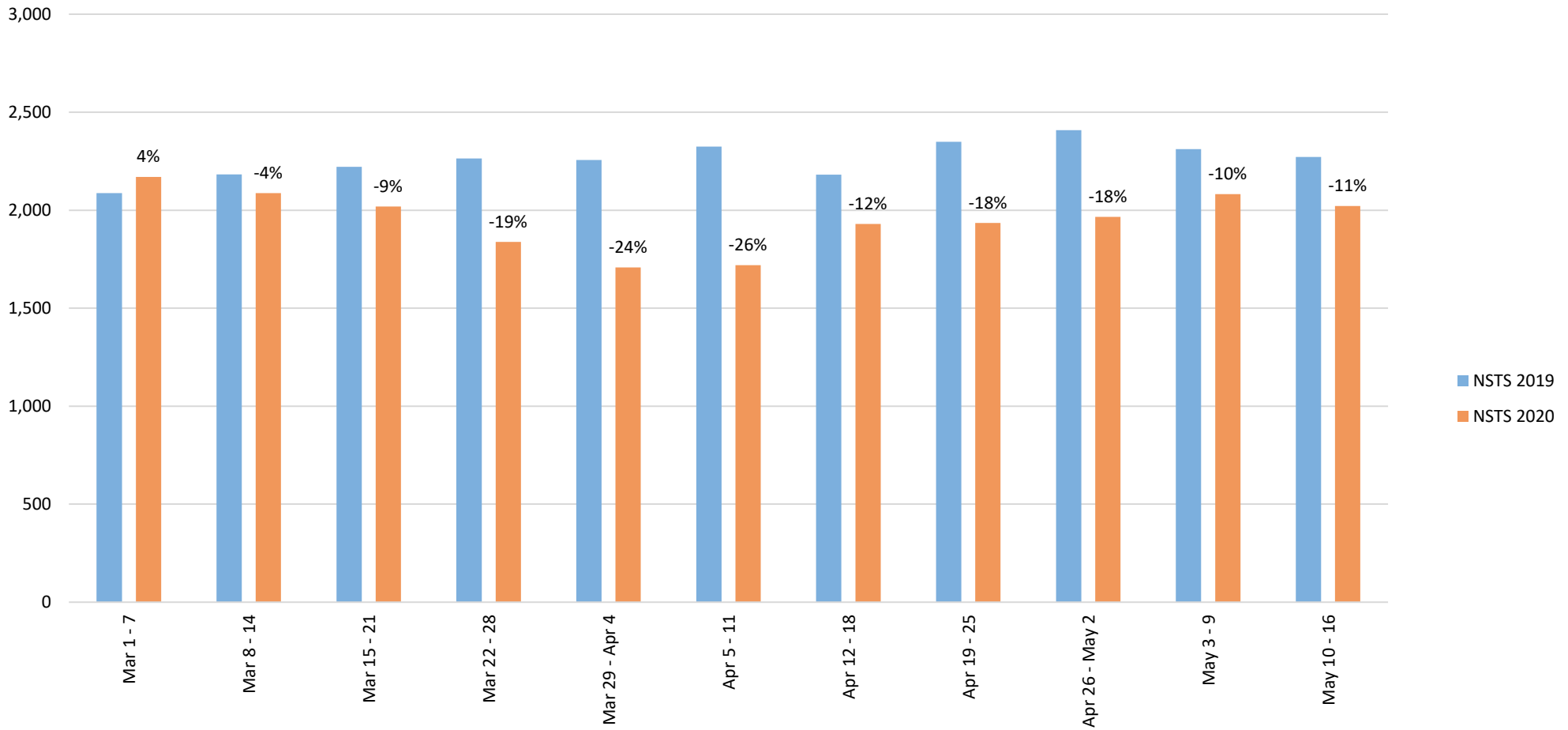
Garbage - MRRTS



*May data not reconciled to date

Weekly Total Tonnage Comparison - 2019 vs 2020*

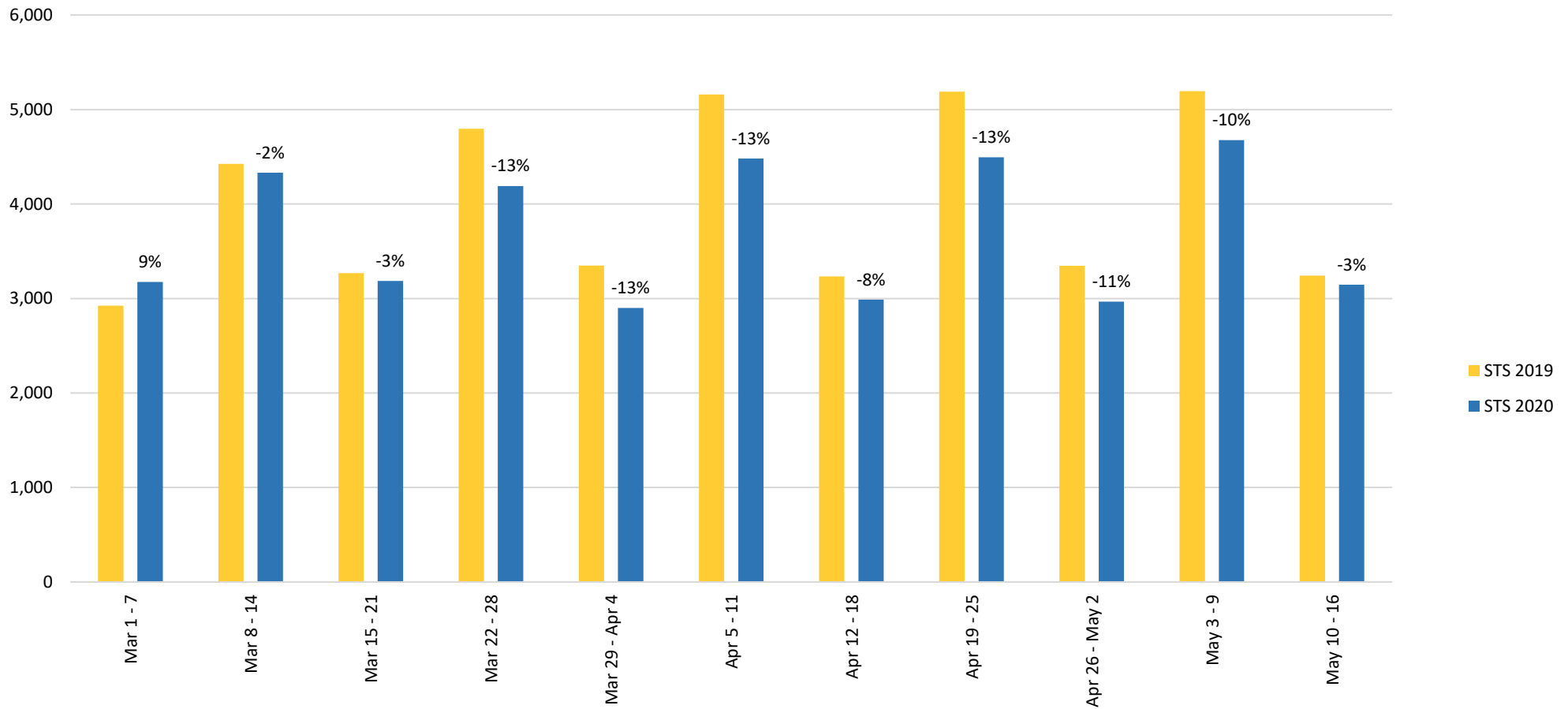
Garbage - NSTS



*May data not reconciled to date

Weekly Total Tonnage Comparison - 2019 vs 2020*

Garbage - STS



*May data not reconciled to date

WMABC – Metro Vancouver COVID-19 Discussion

Friday, May 22, 2020

11:00 am – 12:00 pm

ZOOM meeting – Online/Phone

Attendees

WMABC: Lori Bryan, David Millman, Grant Hankins. Noel Massey at the end. Not in attendance: Josh JansenVandorn

City of Vancouver: Albert Shames, Chris Underwood, Norman Li. Not in attendance: Lynn Belanger, Chris Dodd, Brennan Sharma

City of Surrey: Not in attendance: Harry Janda

Metro Vancouver: Paul Henderson, Chris Allan, Sarah Evanetz, Stephanie Liu

AGENDA

1. MV Facility Operational Updates
 - a. Update on new attended scale account verification process
 - Working on a coordinated approach with City of Vancouver.
 - Ability to use camera footage to verify account customer vehicles, if there is uncertainty
 - Confirmation by end of next week on whether we will begin recording licence plates rather than requiring signatures at the scale.
 - City of Vancouver has worked with their internal auditor and concluded that with video footage and embedded image captures of licence plates for verification, the new system should work. Video footage also helps to verify the type of material in the vehicle.
 - City of Vancouver has a couple more details to verify such as retention period (3 or 6 months or more), and should be able to confirm by next week

Action Item:

 - Metro Vancouver and City of Vancouver to provide status update on new attended scale account verification process at the next meeting
 - b. Waste-to-Energy Facility Turnaround Times (Attachment 1)
 - Wait times are looking good right now
 - c. Disposal ban surcharge data (Attachment 2)
 - Electronics still stand out
 - Connecting with EPR programs on some communications we can do around recycling of electronics
 - Sarah update: we're looking at enhancing a campaign we did a few years ago in collaboration with Call to Recycle. Standard electronics you'd expect to see. Revisit graphics we already have,



can share with this group along with key messages. Use social media and other channels.

- WMABC hasn't had a chance to discuss cobranding internally
- WMABC is happy to just push out MV-branded materials to their channels

Action Items:

- Metro Vancouver to share graphics and messaging on electronics and battery recycling when complete

d. Waste flows (Attachment 3)

- Similar trends to before – this next week will be telling, as things start to reopen

e. Cameras at CTS are posted online now -- haulers don't usually check this but may in future if becomes a time where they need to check. Only send out SMS if there is a pause in operation.

- Have cameras every transfer station and the waste to energy facility
- Camera footage is available on the website. Lori will include in next week's update to members and include a screen share example at their next meeting

2. City of Vancouver Operational Updates

3. Curbside collection program updates – Surrey and Vancouver

4. Communications on proper recycling of electronics and batteries

5. Survey: Assessment of Solid Waste System – Closes June 3

- Lori will update WMABC members about the survey

6. More questions from Lori re: Organics study and C&D Study

- Tetra tech did survey of both generators, facilities, and haulers. We received the draft report back – some discussion on whether they reached out to everyone. Gaps have been filled. For June ZWC will put manager's report, then will publish the draft report at the same time
- C&D project: just started the business casing work. Consultant is starting to reach out primarily to C&D waste and facility operation realm.

MV has applied for amendment to the WTEF OC – will send to companies for feedback

- Some discussion on this

WMABC (Dave Millman) asked about status of the new CTS. Any impacts based on Covid

- Saying early 2021 to open (i.e. prior to mid-year)
- Covid impacts have been minor. Construction is proceeding
- Challenges in schedule (unrelated)
- No gap in operation between the old and new CTS

Schedule next Friday meeting at 3pm

Attachments:

1. Waste-to-Energy Facility Turnaround Times
2. Disposal Ban Surcharge Data
3. Daily and Weekly Waste Volumes and Loads (system-wide and by-facility), and Single-Family/Commercial Split (system-wide)

WMABC – Metro Vancouver COVID-19 Discussion

Friday, May 29, 2020

3:00 pm – 4:00 pm

ZOOM meeting – Online/Phone

Attendees

WMABC: Lori Bryan, David Millman, Grant Hankins. Noel Massey, Josh JansenVandorn

City of Vancouver: Albert Shames, Chris Underwood, Lynn Belanger, Chris Dodd, Brennan Sharma

City of Surrey: Harry Janda

Metro Vancouver: Paul Henderson, Chris Allan, Sarah Evanetz, Stephanie Liu

AGENDA

1. MV Facility Operational Updates
 - a. Status update - new attended scale account verification process
 - b. Waste-to-Energy Facility Turnaround Times (Attachment 1)
 - c. Disposal ban surcharge data (Attachment 2)
 - d. Waste flows (Attachment 3)
2. City of Vancouver Operational Updates
3. Curbside collection program updates – Surrey and Vancouver
4. Survey: Assessment of Solid Waste System – Closes June 3

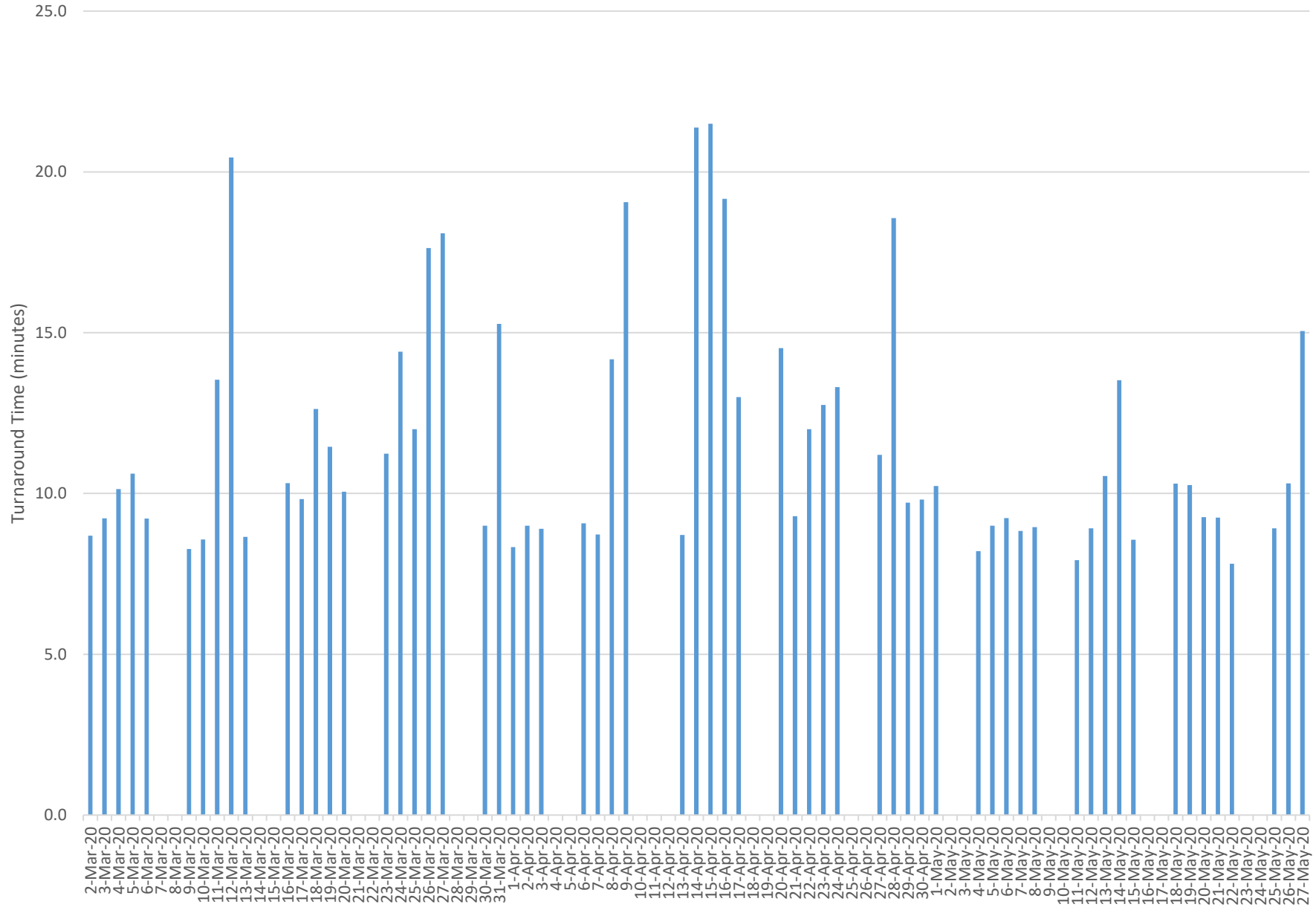
Next meeting: Friday, June 12 (2 weeks away)

Attachments:

1. Waste-to-Energy Facility Turnaround Times
2. Disposal Ban Surcharge Data
3. Daily and Weekly Waste Volumes and Loads (system-wide and by-facility), and Single-Family/Commercial Split (system-wide)

39254981

WTEF Turnaround Time (10 am - 3 pm)

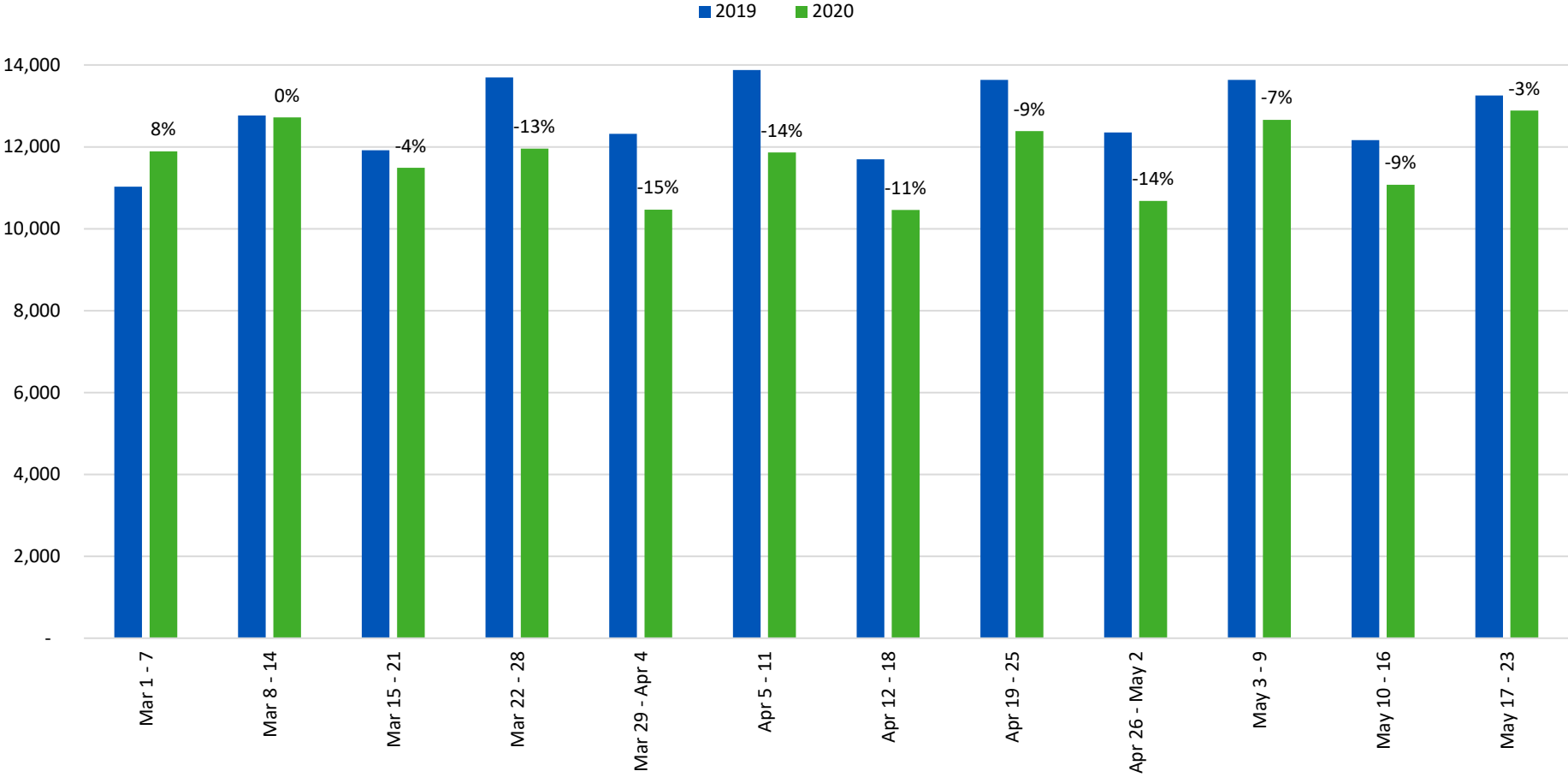


Metro Vancouver Disposal Ban Surcharges

Banned Material Type	Surcharges Per Week*								
	Historic Weekly Average Jul 3, 2019 – Mar 3, 2020 (Commercial loads in brackets)	Apr 1-7, 2020 (Commercial loads in brackets)	Apr 8-14, 2020 (Commercial Loads in brackets)	Apr 15-21, 2020 (Commercial Loads in Brackets)	Apr 22-28, 2020 (Commercial Loads in brackets)	Apr 29-May 5, 2020 (Commercial Loads in brackets)	May 6-12, 2020 (Commercial Loads in brackets)	May 13-19, 2020 (Commercial Loads in brackets)	May 20-26, 2020 (Commercial Loads in brackets)
Antifreeze & Containers	0 (0)	0 (0)	0 (0)	0 (0)	0 (0)	0 (0)	0 (0)	0 (0)	0 (0)
Agricultural Waste	0 (0)	0 (0)	0 (0)	0 (0)	0 (0)	0 (0)	0 (0)	0 (0)	0 (0)
Automobile Waste	0 (0)	0 (0)	0 (0)	0 (0)	0 (0)	0 (0)	0 (0)	1 (1)	1 (1)
Beverage Containers >5%	0 (0)	0 (0)	0 (0)	0 (0)	0 (0)	0 (0)	0 (0)	0 (0)	0 (0)
Clean Wood >5%	3 (3)	3 (3)	3 (1)	3 (3)	1 (1)	2 (1)	3 (2)	7 (7)	4 (3)
Corrugated Cardboard >5%	21 (20)	28 (27)	17 (17)	37 (34)	23 (20)	21 (19)	20 (20)	19 (17)	18 (18)
Dusty Load	1 (1)	1 (1)	1 (1)	1 (1)	0 (0)	2 (2)	1 (1)	0 (0)	3 (3)
Electronics	32 (27)	45 (41)	36 (32)	47 (46)	34 (28)	53 (52)	40 (32)	55 (46)	62 (43)
EPS (Polystyrene Packaging) >20%	2 (2)	1 (0)	1 (1)	0 (0)	0 (0)	2 (2)	2 (1)	0 (0)	2 (1)
Food Waste >25%	4 (4)	8 (8)	1 (1)	4 (4)	2 (2)	3 (3)	2 (2)	4 (4)	3 (3)
Green Waste >5%	1 (0)	2 (2)	1 (0)	1 (1)	1 (0)	0 (0)	0 (0)	2 (2)	1 (0)
Gypsum	2 (1)	0 (0)	2 (2)	5 (3)	3 (3)	6 (6)	2 (2)	5 (5)	7 (4)
Hazardous Waste	0 (0)	0 (0)	0 (0)	0 (0)	0 (0)	0 (0)	0 (0)	0 (0)	0 (0)
Inert Filled	0 (0)	1 (0)	4 (1)	0 (0)	1 (0)	2 (0)	0 (0)	0 (0)	1 (0)
Large Containers < 205L	0 (0)	0 (0)	0 (0)	2 (2)	0 (0)	0 (0)	0 (0)	0 (0)	0 (0)
Liquid(s) or Sludge	0 (0)	0 (0)	0 (0)	0 (0)	0 (0)	0 (0)	0 (0)	0 (0)	0 (0)
Mattress	11 (7)	13 (9)	5 (3)	13 (10)	15 (12)	9 (7)	14 (12)	11 (9)	13 (9)
Mixed Recyclable Materials >5%	1 (1)	0 (0)	1 (0)	2 (2)	4 (4)	7 (7)	4 (4)	5 (5)	3 (3)
Oil, Oil Filters, and Oil Containers	1 (1)	1 (1)	2 (1)	1 (1)	0 (0)	0 (0)	1 (0)	3 (3)	3 (3)
Other Recyclable Containers >5%	0 (0)	0 (0)	0 (0)	0 (0)	0 (0)	0 (0)	0 (0)	0 (0)	0 (0)
Oversize Object	5 (4)	8 (6)	9 (8)	10 (8)	13 (11)	11 (9)	13 (12)	13 (11)	17 (17)
Paint	3 (3)	3 (3)	3 (3)	8 (7)	10 (4)	7 (7)	4 (2)	13 (10)	8 (5)
Propane Tank	0 (0)	2 (0)	0 (0)	2 (1)	0 (0)	0 (0)	0 (0)	5 (5)	1 (0)
Recyclable Paper >5%	1 (1)	0 (0)	1 (1)	1 (1)	0 (0)	1 (1)	0 (0)	1 (1)	4 (4)
Residual Products	0 (0)	0 (0)	0 (0)	0 (0)	0 (0)	0 (0)	0 (0)	0 (0)	0 (0)
Solvents & Flammable Liquids	1 (1)	3 (3)	2 (1)	2 (2)	0 (0)	0 (0)	0 (0)	2 (2)	0 (0)
Tires	3 (2)	3 (3)	3 (3)	6 (6)	9 (8)	5 (5)	4 (4)	2 (2)	5 (5)
Wire, Hosing, Rope, or Cable >1m	1 (1)	3 (2)	0 (0)	2 (2)	2 (2)	0 (0)	2 (1)	2 (2)	3 (3)
Worksafe Hazard Material	0 (0)	0 (0)	0 (0)	0 (0)	0 (0)	1 (1)	0 (0)	0 (0)	0 (0)
Total Per Week	95 (79)	125 (109)	92 (76)	147 (134)	118 (95)	132 (122)	112 (95)	150 (132)	159 (125)

* Data has not been reconciled.

Total Tonnes Weekly Comparison - 2019 vs 2020* Garbage - WTEF, STS, NSTS, CTS, MRRTS, LTS

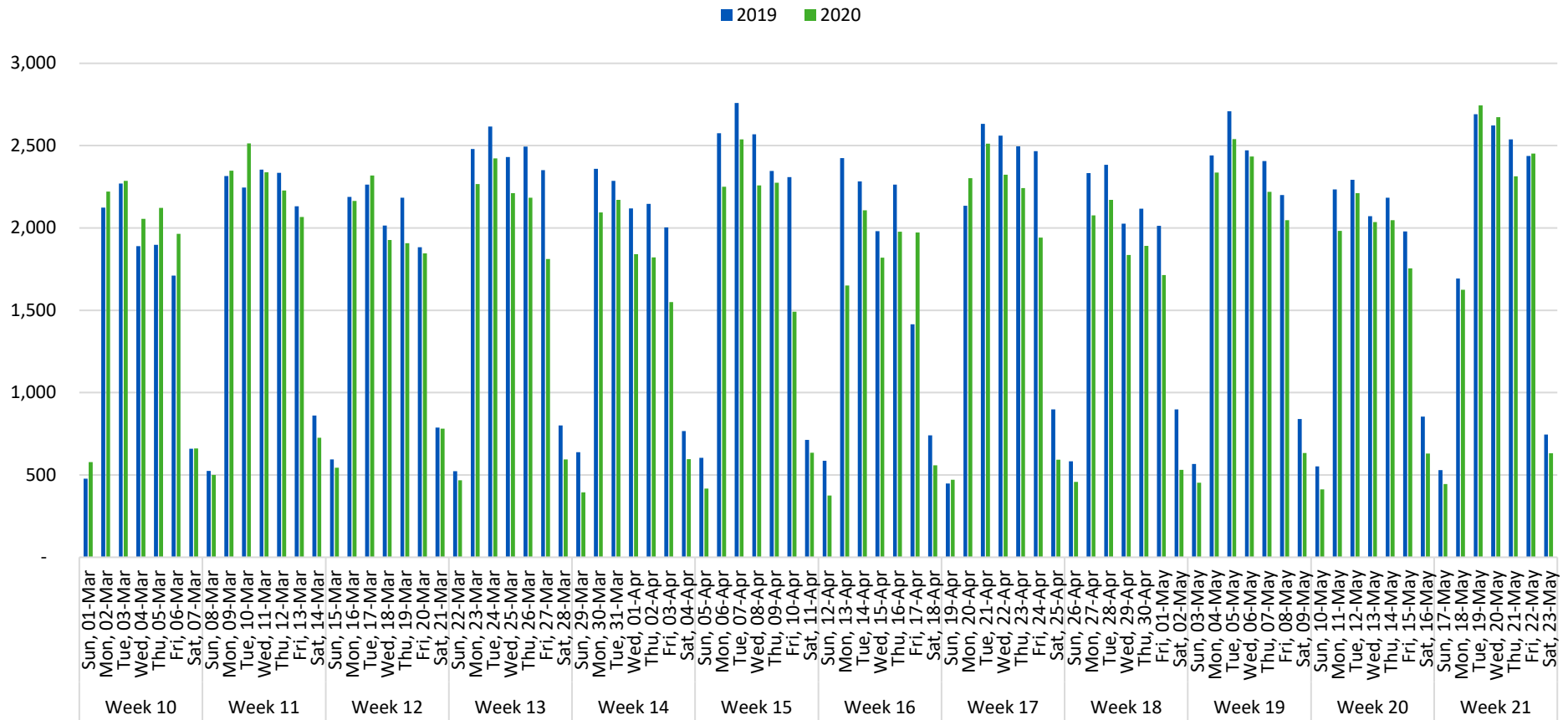


*May Data not reconciled to date

Dates listed are 2020; 2019 data is from corresponding week day.

Daily Total Tonnes Comparison - 2019 vs 2020*

Garbage - WTEF, STS, NSTS, CTS, MRRTS, LTS

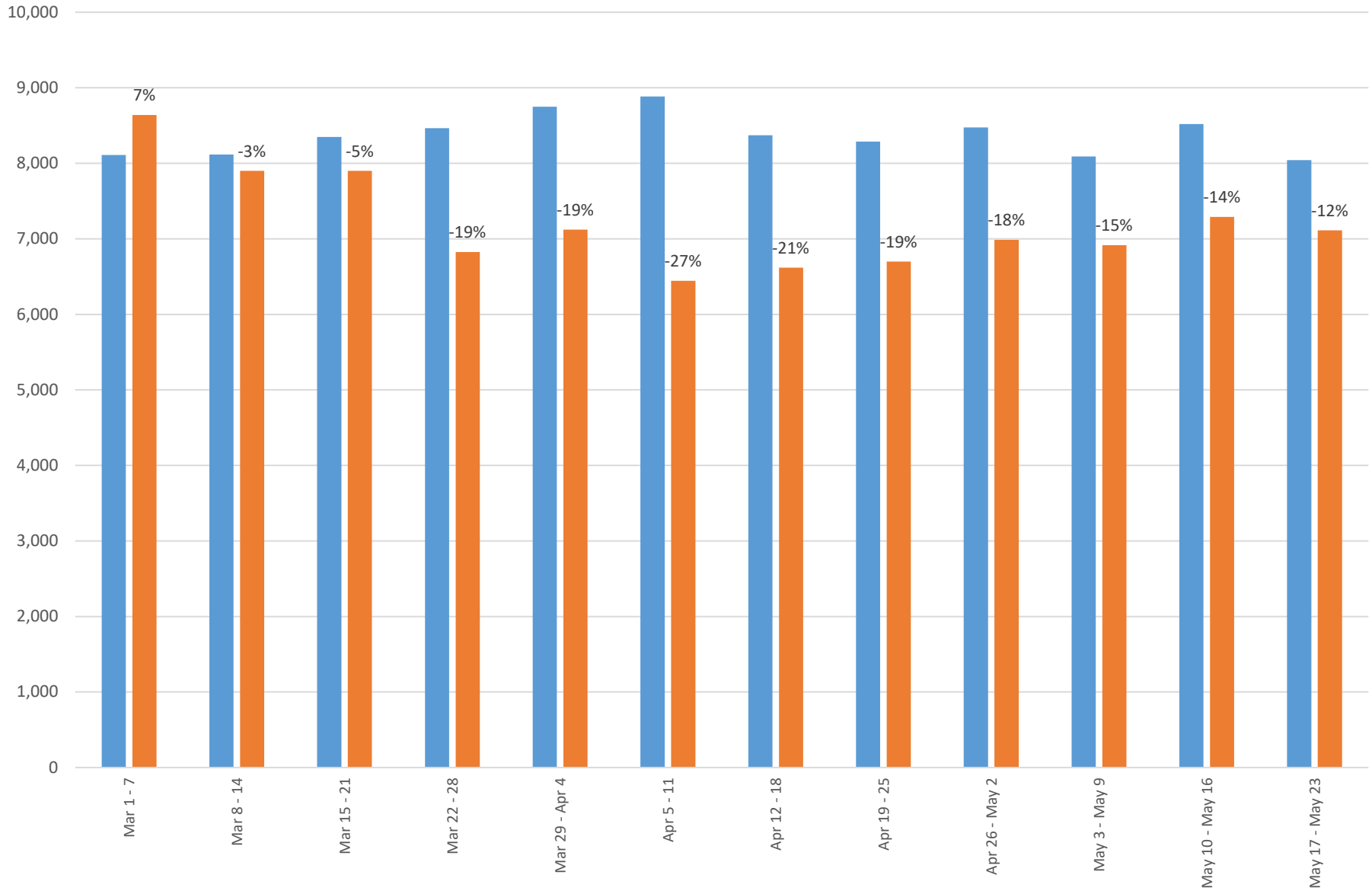


*May Data not reconciled to date

Dates listed are 2020; 2019 data is from corresponding week day.

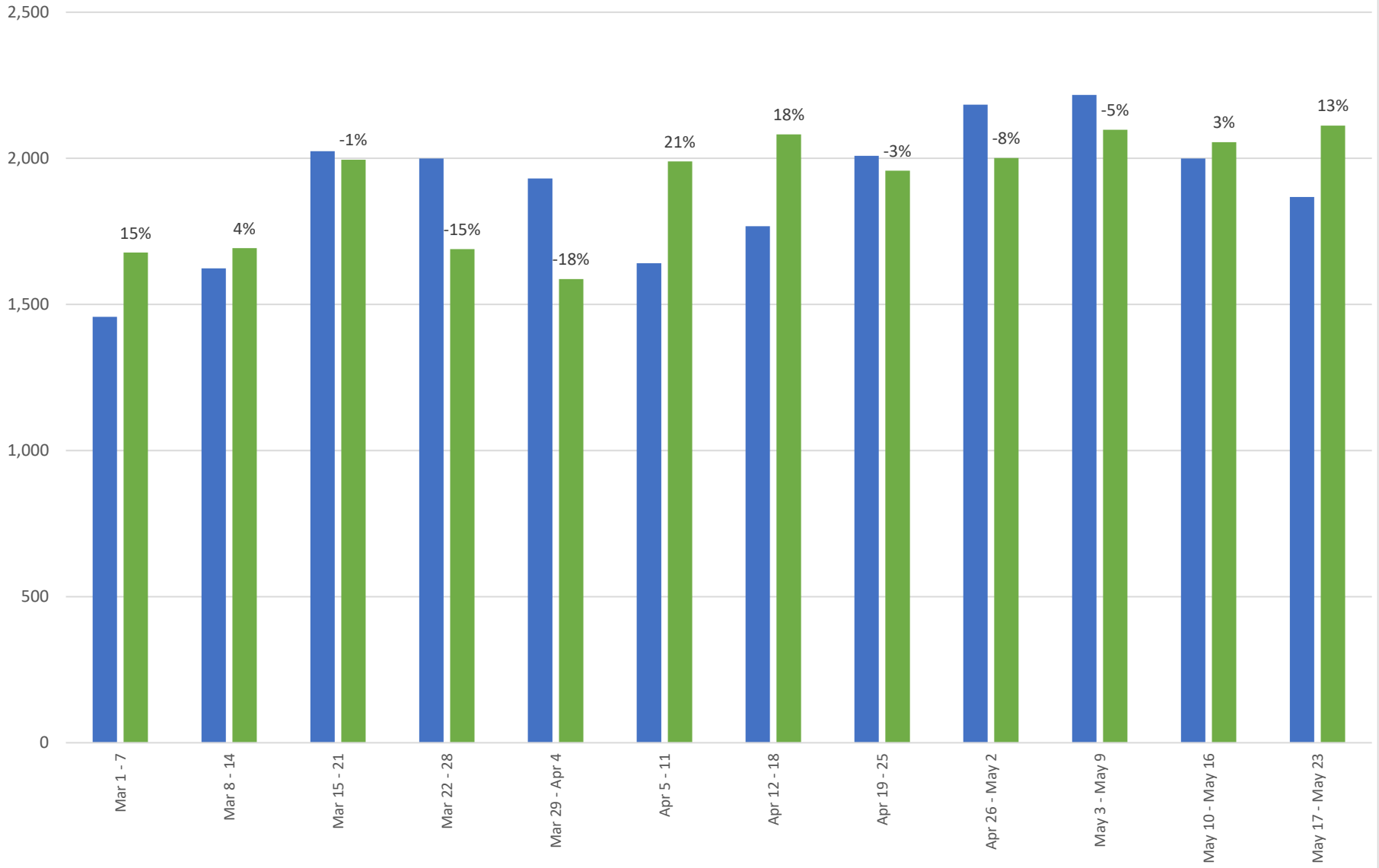
Commercial (Account Customer) Weekly Tonnage

■ COM 2019 ■ COM 2020



Non-Account Customer Weekly Tonnage

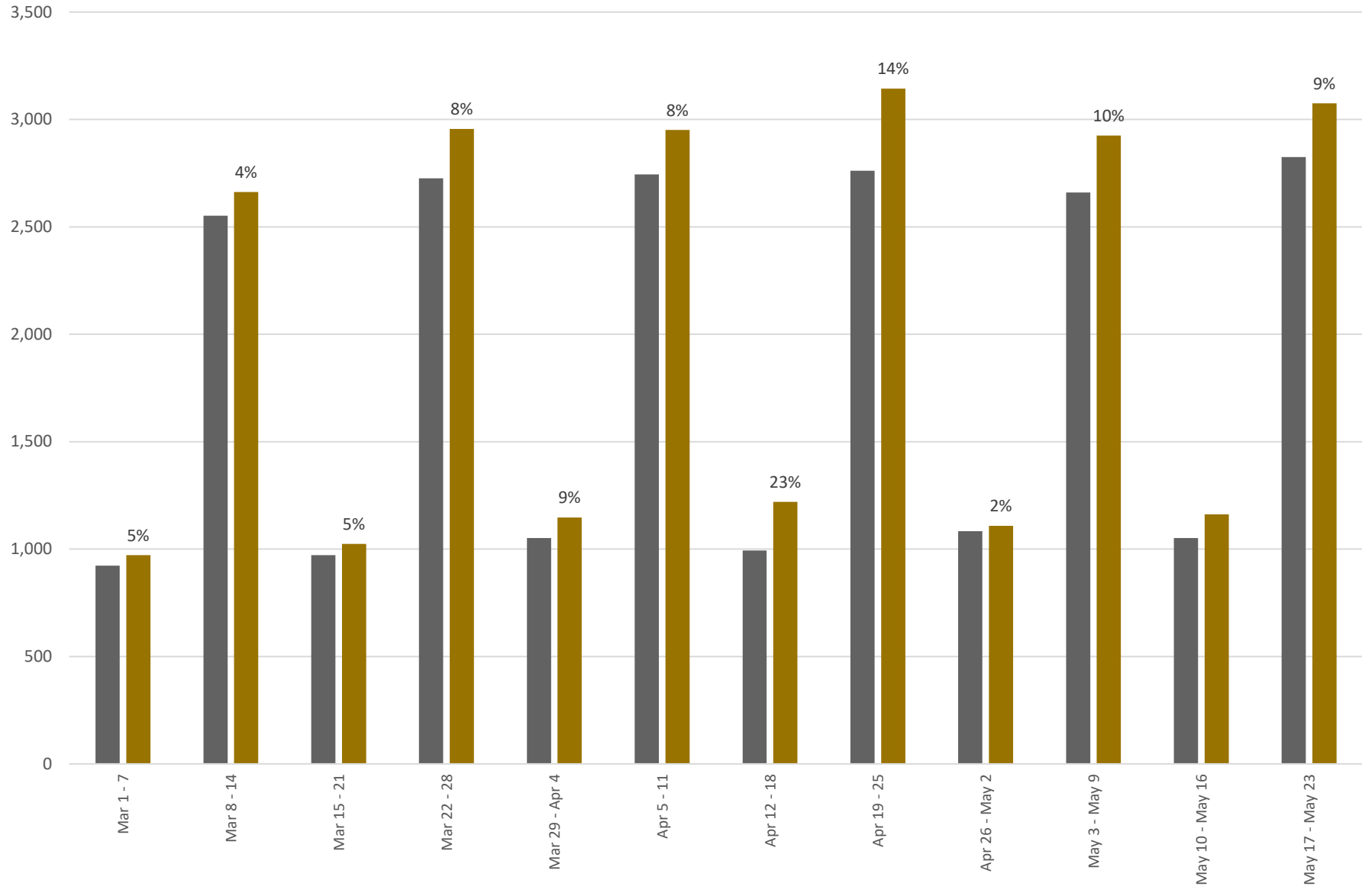
■ RES 2019 ■ RES 2020



Single Family Curbside Weekly Tonnage

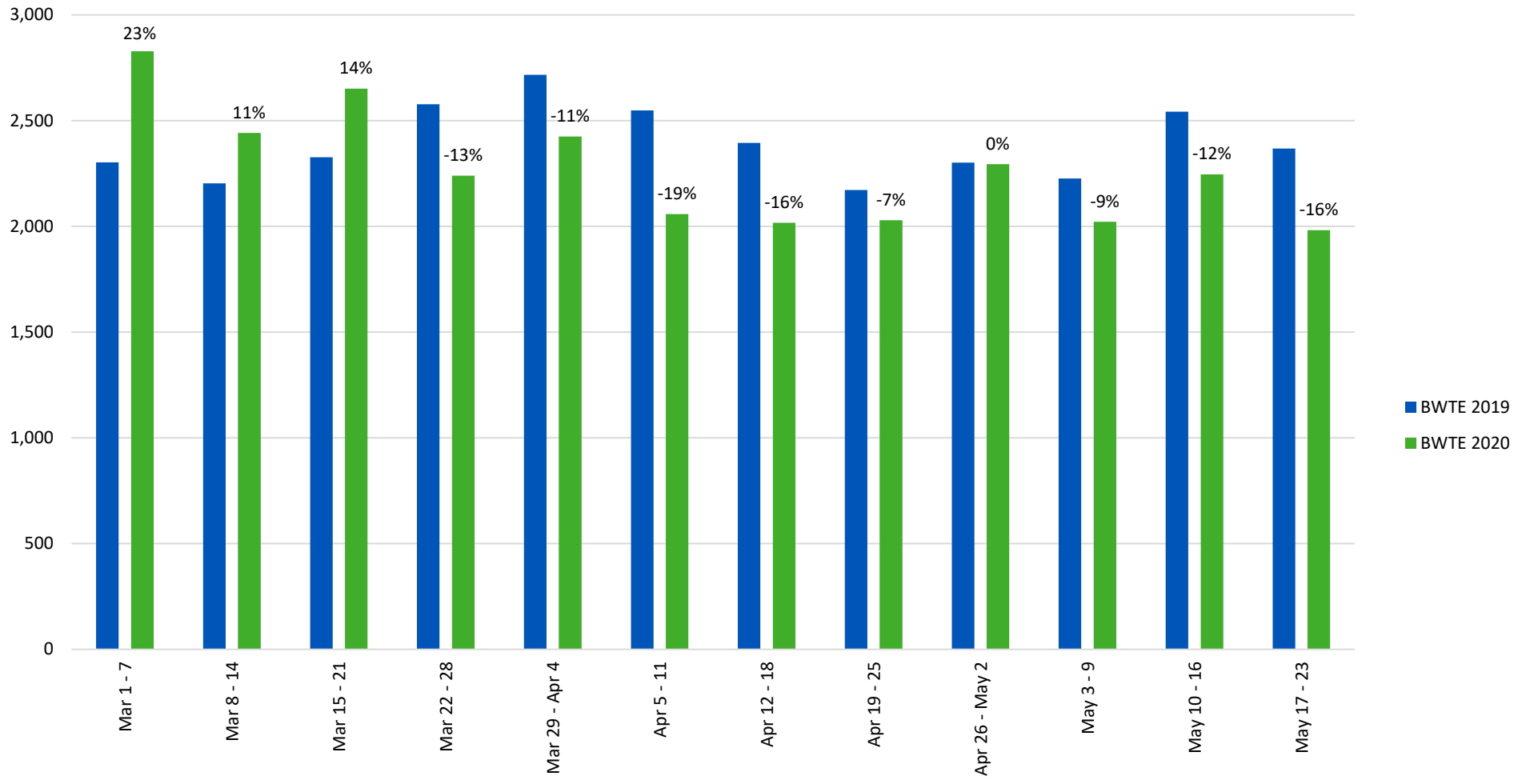
■ MUN - Curbside 2019 ■ MUN - Curbside 2020

*Hauled by Commercial & Municipal vehicles



Weekly Total Tonnage Comparison - 2019 vs 2020*

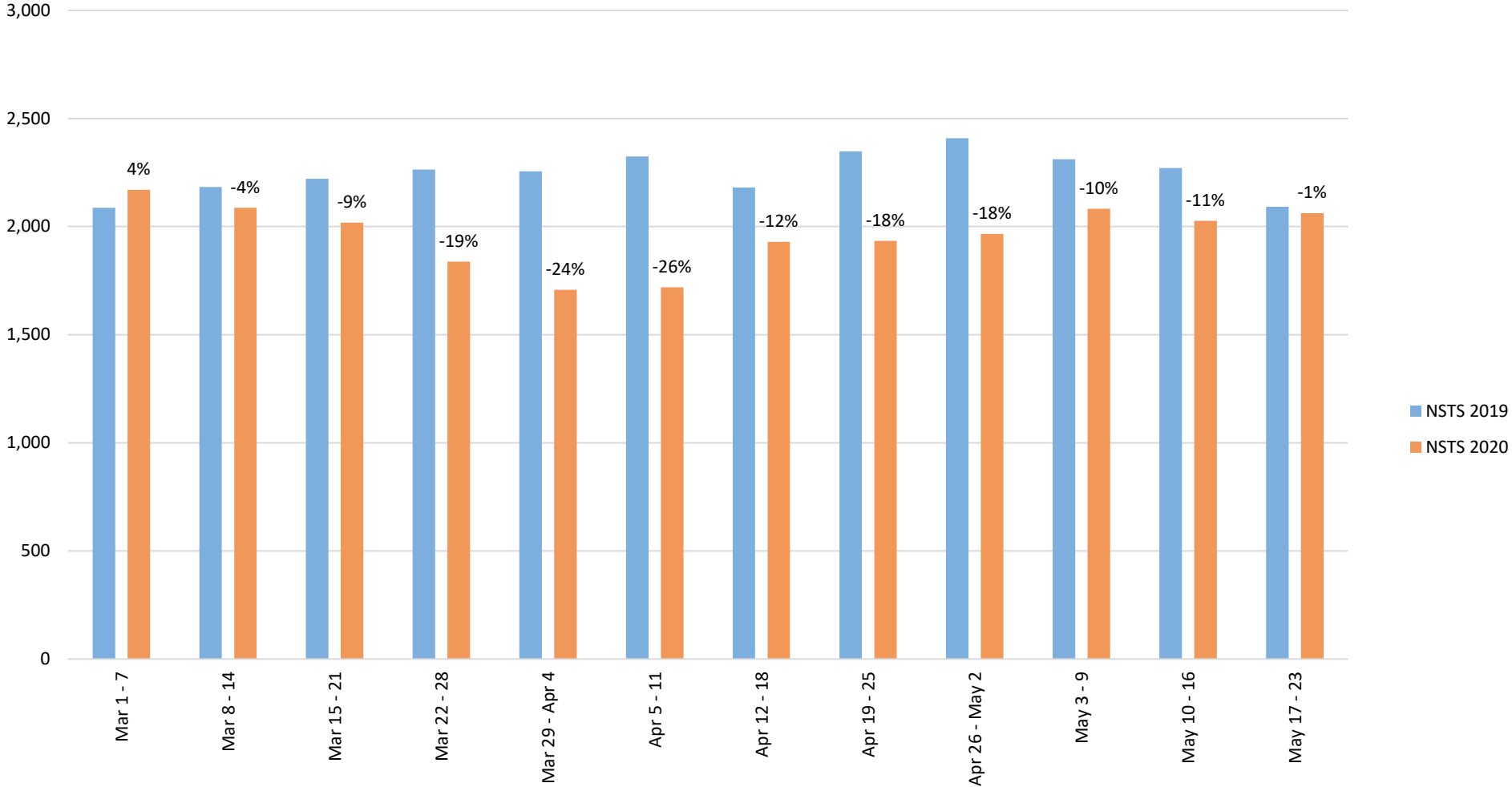
Garbage - WTEF



*May data not reconciled to date

Weekly Total Tonnage Comparison - 2019 vs 2020*

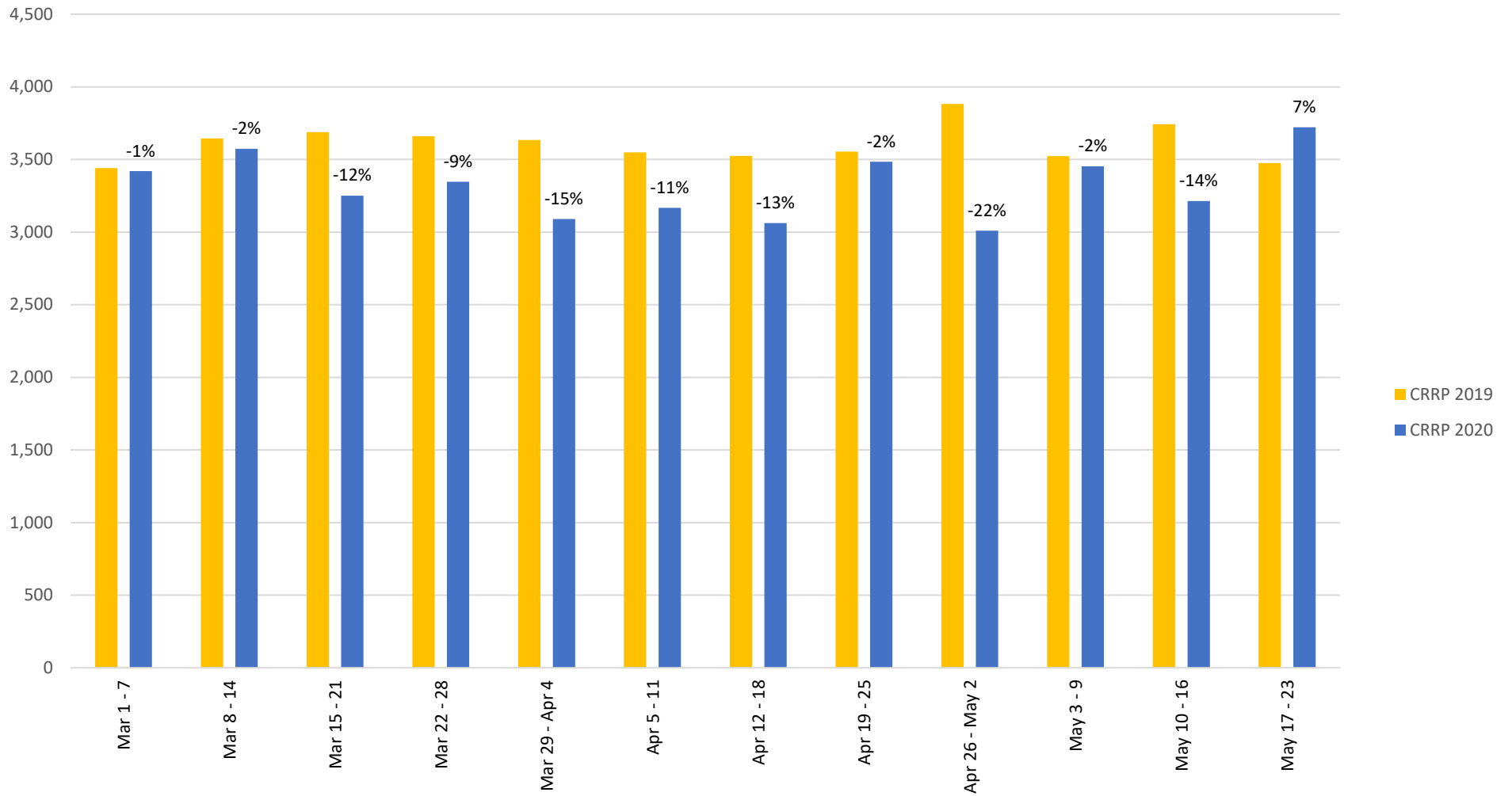
Garbage - NSTS



*May data not reconciled to date

Weekly Total Tonnage Comparison - 2019 vs 2020*

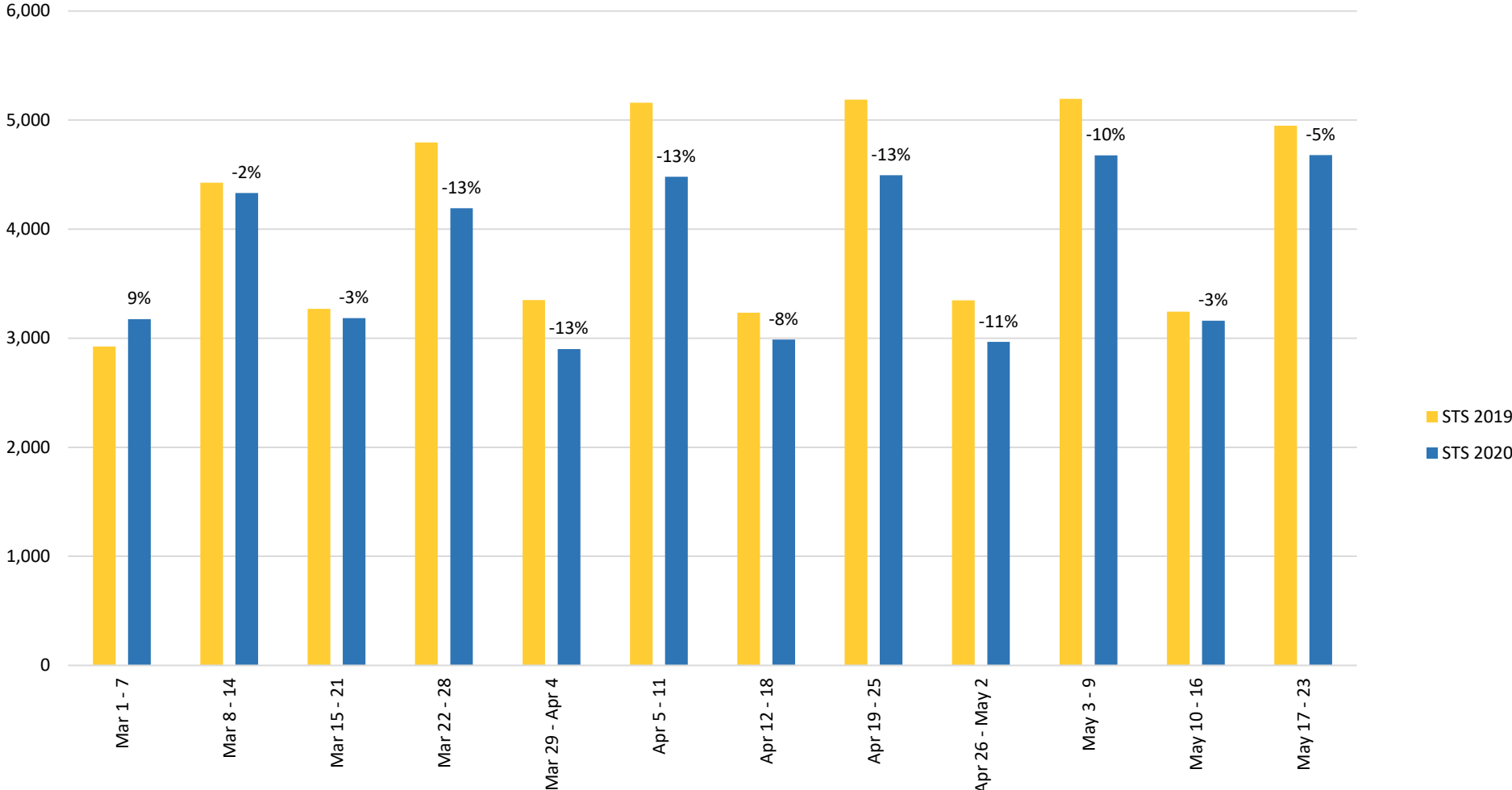
Garbage - CTS



*May data not reconciled to date

Weekly Total Tonnage Comparison - 2019 vs 2020*

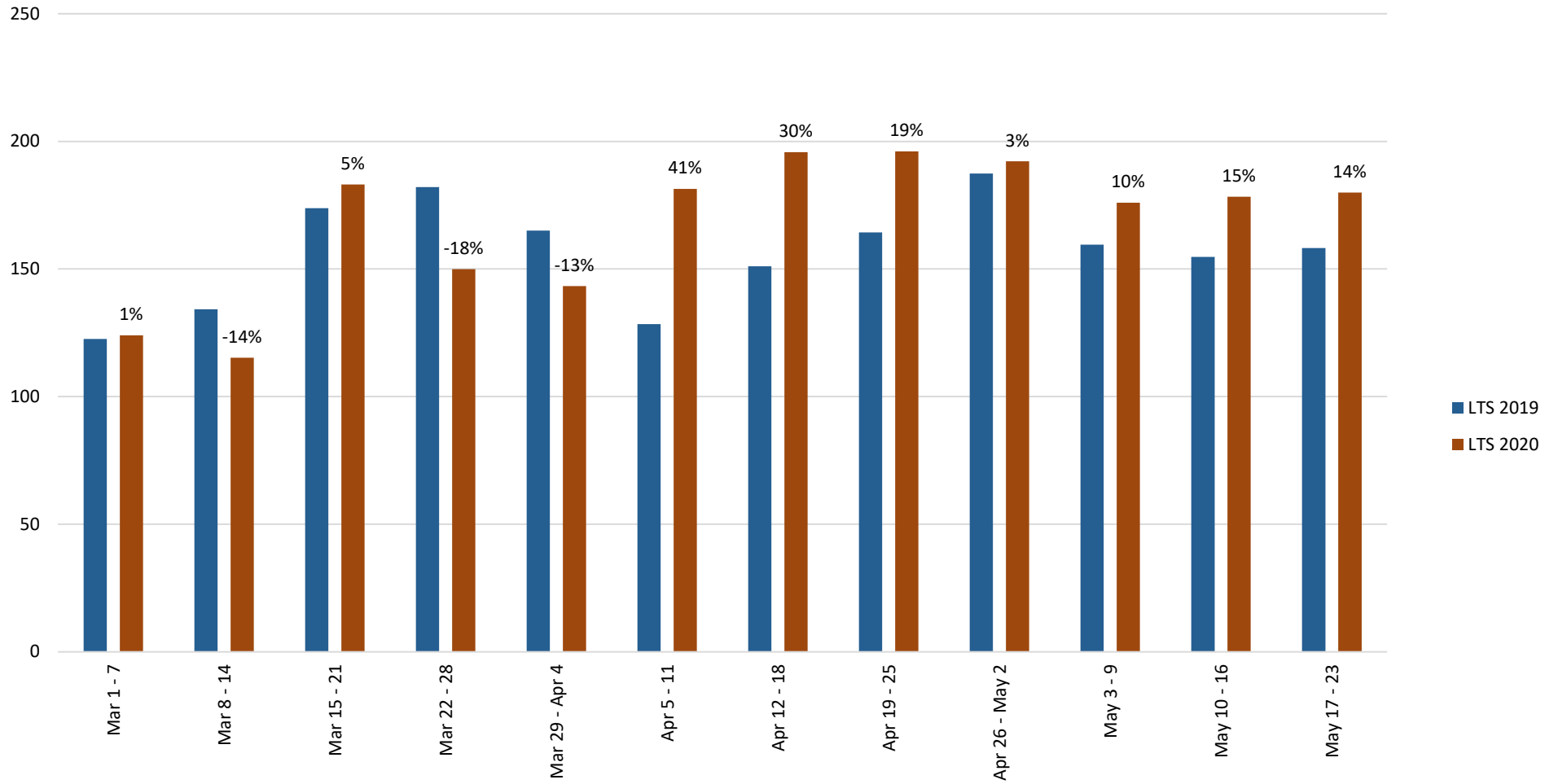
Garbage - STS



*May data not reconciled to date

Weekly Total Tonnage Comparison - 2019 vs 2020*

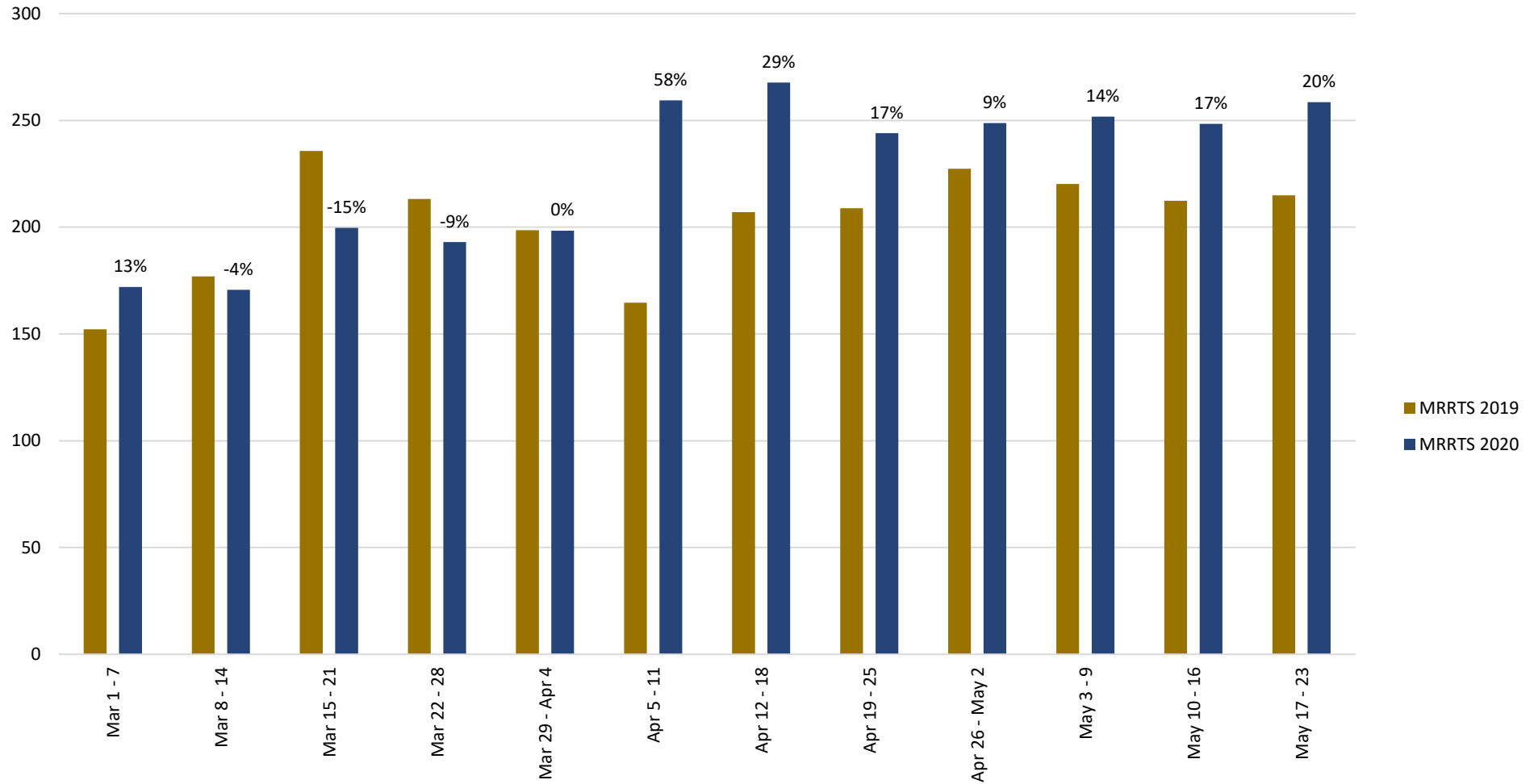
Garbage - LTS



*May data not reconciled to date

Weekly Total Tonnage Comparison - 2019 vs 2020*

Garbage - MRRTS



*May data not reconciled to date

WMABC – Metro Vancouver COVID-19 Discussion

Friday, May 29, 2020

3:00 pm – 4:00 pm

ZOOM meeting – Online/Phone

Attendees

WMABC: Lori Bryan, Noel Massey Grant Hankins. Not in attendance: David Millman, Josh JansenVandorn

City of Vancouver: Lynn Belanger. Not in attendance: Albert Shames, Chris Underwood, Chris Dodd, Brennan Sharma

City of Surrey: Harry Janda

Metro Vancouver: Paul Henderson, Chris Allan, Stephanie Liu. Not in attendance: Sarah Evanetz

AGENDA

1. MV Facility Operational Updates
 - a. Status update - new attended scale account verification process
 - Either get rid of completely, or keep as a signature pad. And those who choose not to sign don't have to sign. V.s. not a hybrid solution
 - Vancouver said as long as they had video for 3 months they could get rid of the signature
 - Internal discussions needed between Lynne, Chris, and Paul
 -
 - b. Waste-to-Energy Facility Turnaround Times (Attachment 1)
 - Blip at the end of the week.
 - One vehicle spent 46mins unloading and dealing with their load which pulled the average up since there are only so many tare in/out vehicles per day
 - There was nothing major happening at the site at the time
 -
 - c. Disposal ban surcharge data (Attachment 2)
 - Highest number of electronics surcharges at 62
 - Is there existing / previous version of the electronics/batteries ads that we can get out right now? Can we share in the next few days? – check with ERL and Sarah
 - Lithium battery from cell phone, started smoldering in the garbage (says Noel Massey) – it's concerning and we need to get something out now.
 - Remind everyone that it needs to
 - Lori can put on her social media, and haulers can send to their customers.
 - The Lysol wipes down the drain – campaign ads in the TV etc. and maybe can go larger even



though it's a bigger spend. Like full communications campaign with electronics, if it's such a big issue. Maybe we add other EPR not just electronics – but it seems like electronics and haz waste are more safety related so they have risk factors so we maybe need to focus communications on that to cover electronics, batteries, HHW

d. Waste flows (Attachment 3)

2. City of Vancouver Operational Updates

- Started residential compost pickup
- Expecting to pick up as word gets out

3. Curbside collection program updates – Surrey and Vancouver

- LIPU program is really busy
- Lots of green waste collected
- By end of this month, collect 2500 items after just 2 weeks, when we typically collect that over a one-month basis
- Should have May illegal dumping data soon – talk to Adriana – will we have it soon?
- Surrey crews anecdotally say it's light or close to normal in terms of illegal dumping

4. Survey: Assessment of Solid Waste System – Closes June 3

- 19 responses as of yesterday
- Send reminder out and extend deadline by a week, and it'd be great to have more responses
- Paul will talk to Allen after this – we will email Lori this afternoon what our plan is in terms of deadline

Organics survey:

Put the highlighted feedback in ZWC managers report for June 12. High level feedback:

- Processors concerned with MV starting to receive organics
- Hauling community was quite supportive to extend opportunities around organics processing
- Generators are ambivalent

WMABC had member meeting last night

- Had some questions for COV they'll take up with Albert at a later date

Grant Hankins:

- Add to future agenda:
- I heard feedback that if customer has question on a scale ticket or they don't get a ticket etc, there is a disconnect on who is responsible to manage the ticket issue
- Sites are saying it's MV, MV is saying it's the site contractor/operator that should resolve it.
- Something we may want to talk about further. There may be some efficiencies to make the

process more streamlined

- Need more specific info – our weigh scale people get involved in questions about tickets. Could be scenarios where the operator needs to solve the problem but it depends on the problem.
- What have the challenges been? – need more specific
- Process – if there is a ticket issue, with a crazy weight / wrong tare weight, is there a process on how we handle that?
- Chris: when the ticket is opened up, the site operator deals with it but once the ticket is closed, they can't access it anymore. Our weigh scale team at head office looks at all closed tickets, investigates it, and puts a credit if there was an issue.
- **Action: send out that procedure on what to do. Email and phone number to contact weigh scale team. One pager on who to call and what the process is. There is also info on disposal ban process we can highlight**

Next meeting: Friday, June 12 (2 weeks away)

Attachments:

1. Waste-to-Energy Facility Turnaround Times
2. Disposal Ban Surcharge Data
3. Daily and Weekly Waste Volumes and Loads (system-wide and by-facility), and Single-Family/Commercial Split (system-wide)

39254981

WMABC – Metro Vancouver COVID-19 Discussion

Thursday, June 11, 2020

11:00 am – 12:00 pm

ZOOM meeting – Online/Phone

Attendees

WMABC: Lori Bryan, Noel Massey, Grant Hankins, David Millman, Josh JansenVandorn

City of Vancouver: Lynn Belanger, Albert Shames, Chris Underwood, Chris Dodd, Brennan Sharma

City of Surrey: Harry Janda

Metro Vancouver: Paul Henderson, Chris Allan, Sarah Evanetz, Stephanie Liu

AGENDA

1. MV Facility Operational Updates
 - a. Waste-to-Energy Facility Turnaround Times (Attachment 1)
 - b. Disposal ban surcharge data (Attachment 2)
 - c. Waste flows (Attachment 3)
2. City of Vancouver Operational Updates
3. Curbside collection program updates – Surrey and Vancouver

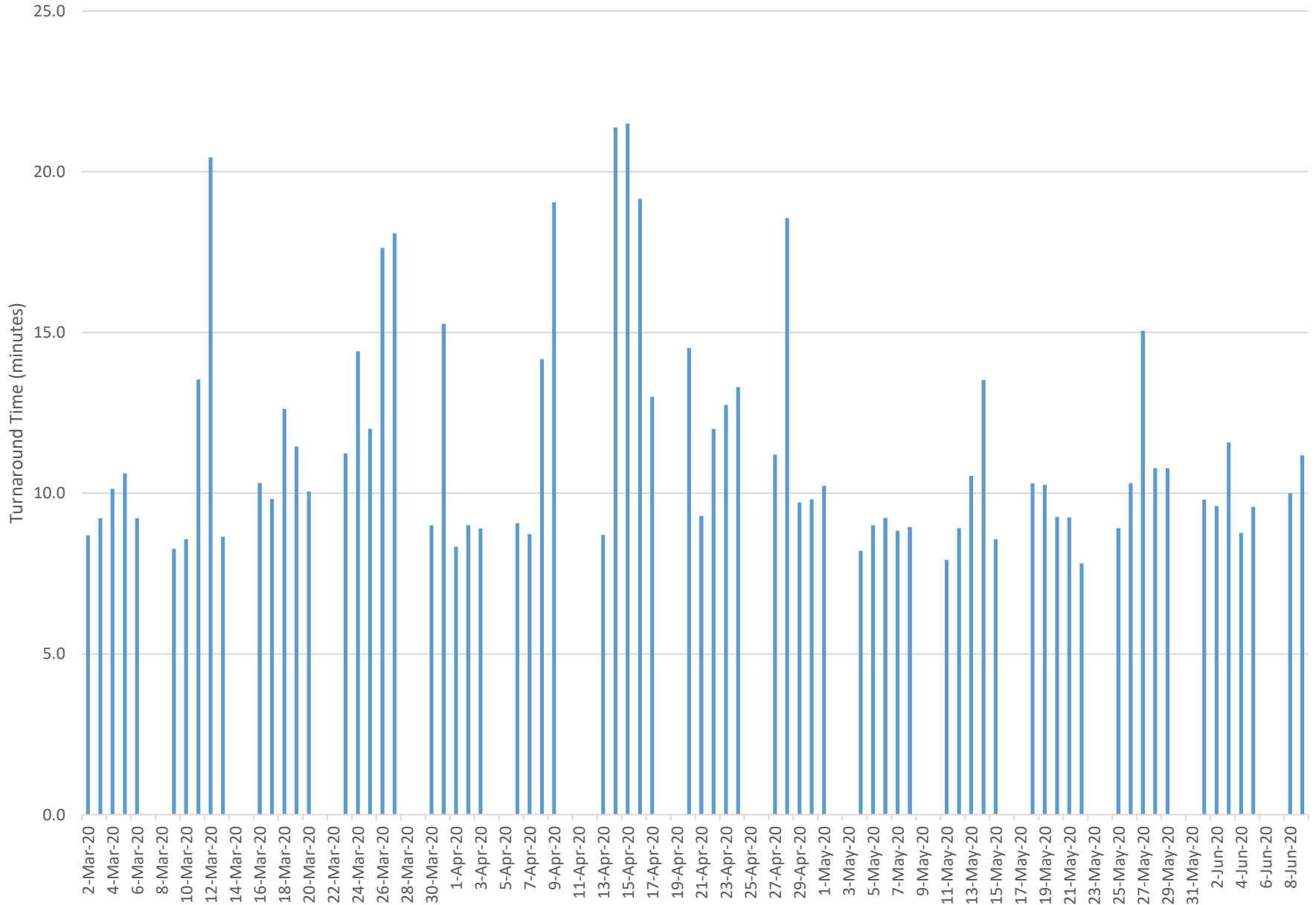
Next Meeting: TBD

Attachments:

1. Waste-to-Energy Facility Turnaround Times
2. Disposal Ban Surcharge Data
3. Daily and Weekly Waste Volumes and Loads (system-wide and by-facility), and Single-Family/Commercial Split (system-wide)

39568810

WTEF Turnaround Time (10 am - 3 pm)

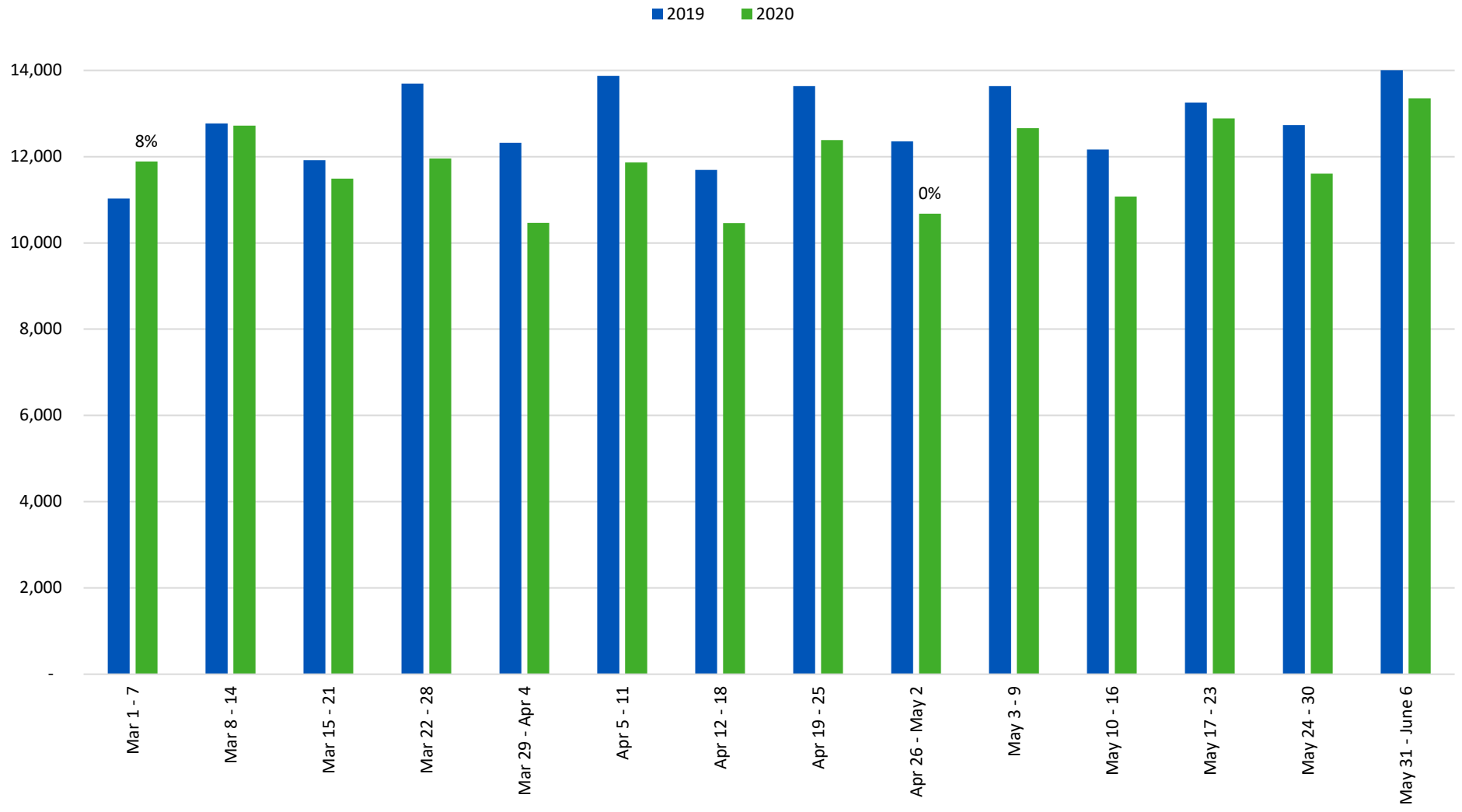


Metro Vancouver Disposal Ban Surcharges											
Banned Material Type	Surcharges Per Week*										
	Historic Weekly Average Jul 3, 2019 – Mar 3, 2020 (Commercial loads in brackets)	Apr 1-7, 2020 (Commercial loads in brackets)	Apr 8-14, 2020 (Commercial Loads in brackets)	Apr 15-21, 2020 (Commercial Loads in Brackets)	Apr 22-28, 2020 (Commercial Loads in brackets)	Apr 29-May 5, 2020 (Commercial Loads in brackets)	May 6-12, 2020 (Commercial Loads in brackets)	May 13-19, 2020 (Commercial Loads in brackets)	May 20-26, 2020 (Commercial Loads in brackets)	May 27-June 2, 2020 (Commercial Loads in brackets)	June 3-9, 2020 (Commercial Loads in brackets)
Antifreeze & Containers	0 (0)	0 (0)	0 (0)	0 (0)	0 (0)	0 (0)	0 (0)	0 (0)	0 (0)	0 (0)	0 (0)
Agricultural Waste	0 (0)	0 (0)	0 (0)	0 (0)	0 (0)	0 (0)	0 (0)	0 (0)	0 (0)	0 (0)	0 (0)
Automobile Waste	0 (0)	0 (0)	0 (0)	0 (0)	0 (0)	0 (0)	0 (0)	1 (1)	1 (1)	0 (0)	0 (0)
Beverage Containers >5%	0 (0)	0 (0)	0 (0)	0 (0)	0 (0)	0 (0)	0 (0)	0 (0)	0 (0)	0 (0)	0 (0)
Clean Wood >5%	3 (3)	3 (3)	3 (1)	3 (3)	1 (1)	2 (1)	3 (2)	7 (7)	4 (3)	7 (1)	5 (4)
Corrugated Cardboard >5%	21 (20)	28 (27)	17 (17)	37 (34)	23 (20)	21 (19)	20 (20)	19 (17)	18 (18)	16 (12)	31 (26)
Dusty Load	1 (1)	1 (1)	1 (1)	1 (1)	0 (0)	2 (2)	1 (1)	0 (0)	3 (3)	5 (5)	3 (3)
Electronics	32 (27)	45 (41)	36 (32)	47 (46)	34 (28)	53 (52)	40 (32)	55 (46)	62 (43)	48 (38)	49 (44)
EPS (Polystyrene Packaging) >20%	2 (2)	1 (0)	1 (1)	0 (0)	0 (0)	2 (2)	2 (1)	0 (0)	2 (1)	1 (1)	3 (3)
Food Waste >25%	4 (4)	8 (8)	1 (1)	4 (4)	2 (2)	3 (3)	2 (2)	4 (4)	3 (3)	5 (5)	4 (4)
Green Waste >5%	1 (0)	2 (2)	1 (0)	1 (1)	1 (0)	0 (0)	0 (0)	2 (2)	1 (0)	5 (2)	4 (1)
Gypsum	2 (1)	0 (0)	2 (2)	5 (3)	3 (3)	6 (6)	2 (2)	5 (5)	7 (4)	7 (3)	5 (3)
Hazardous Waste	0 (0)	0 (0)	0 (0)	0 (0)	0 (0)	0 (0)	0 (0)	0 (0)	0 (0)	0 (0)	0 (0)
Inert Filled	0 (0)	1 (0)	4 (1)	0 (0)	1 (0)	2 (0)	0 (0)	0 (0)	1 (0)	3 (0)	2 (0)
Large Containers < 205L	0 (0)	0 (0)	0 (0)	2 (2)	0 (0)	0 (0)	0 (0)	0 (0)	0 (0)	0 (0)	2 (2)
Liquid(s) or Sludge	0 (0)	0 (0)	0 (0)	0 (0)	0 (0)	0 (0)	0 (0)	0 (0)	0 (0)	0 (0)	1 (0)
Mattress	11 (7)	13 (9)	5 (3)	13 (10)	15 (12)	9 (7)	14 (12)	11 (9)	13 (9)	16 (10)	14 (11)
Mixed Recyclable Materials >5%	1 (1)	0 (0)	1 (0)	2 (2)	4 (4)	7 (7)	4 (4)	5 (5)	3 (3)	4 (4)	7 (7)
Oil, Oil Filters, and Oil Containers	1 (1)	1 (1)	2 (1)	1 (1)	0 (0)	0 (0)	1 (0)	3 (3)	3 (3)	2 (2)	1 (0)
Other Recyclable Containers >5%	0 (0)	0 (0)	0 (0)	0 (0)	0 (0)	0 (0)	0 (0)	0 (0)	0 (0)	0 (0)	0 (0)
Oversize Object	5 (4)	8 (6)	9 (8)	10 (8)	13 (11)	11 (9)	13 (12)	13 (11)	17 (17)	33 (33)	25 (22)
Paint	3 (3)	3 (3)	3 (3)	8 (7)	10 (4)	7 (7)	4 (2)	13 (10)	8 (5)	6 (3)	5 (3)
Propane Tank	0 (0)	2 (0)	0 (0)	2 (1)	0 (0)	0 (0)	0 (0)	5 (5)	1 (0)	1 (1)	2 (1)
Recyclable Paper >5%	1 (1)	0 (0)	1 (1)	1 (1)	0 (0)	1 (1)	0 (0)	1 (1)	4 (4)	1 (1)	1 (0)
Residual Products	0 (0)	0 (0)	0 (0)	0 (0)	0 (0)	0 (0)	0 (0)	0 (0)	0 (0)	0 (0)	0 (0)
Solvents & Flammable Liquids	1 (1)	3 (3)	2 (1)	2 (2)	0 (0)	0 (0)	0 (0)	2 (2)	0 (0)	1 (1)	1 (1)
Tires	3 (2)	3 (3)	3 (3)	6 (6)	9 (8)	5 (5)	4 (4)	2 (2)	5 (5)	5 (4)	8 (5)
Wire, Hosing, Rope, or Cable >1m	1 (1)	3 (2)	0 (0)	2 (2)	2 (2)	0 (0)	2 (1)	2 (2)	3 (3)	0 (0)	2 (2)
Worksafe Hazard Material	0 (0)	0 (0)	0 (0)	0 (0)	0 (0)	1 (1)	0 (0)	0 (0)	0 (0)	0 (0)	0 (0)
Total Per Week	95 (79)	125 (109)	92 (76)	147 (134)	118 (95)	132 (122)	112 (95)	150 (132)	159 (125)	166 (126)	175 (142)

* Data has not been reconciled.

Total Tonnes Weekly Comparison - 2019 vs 2020*

Garbage - WTEF, STS, NSTS, CTS, MRRTS, LTS



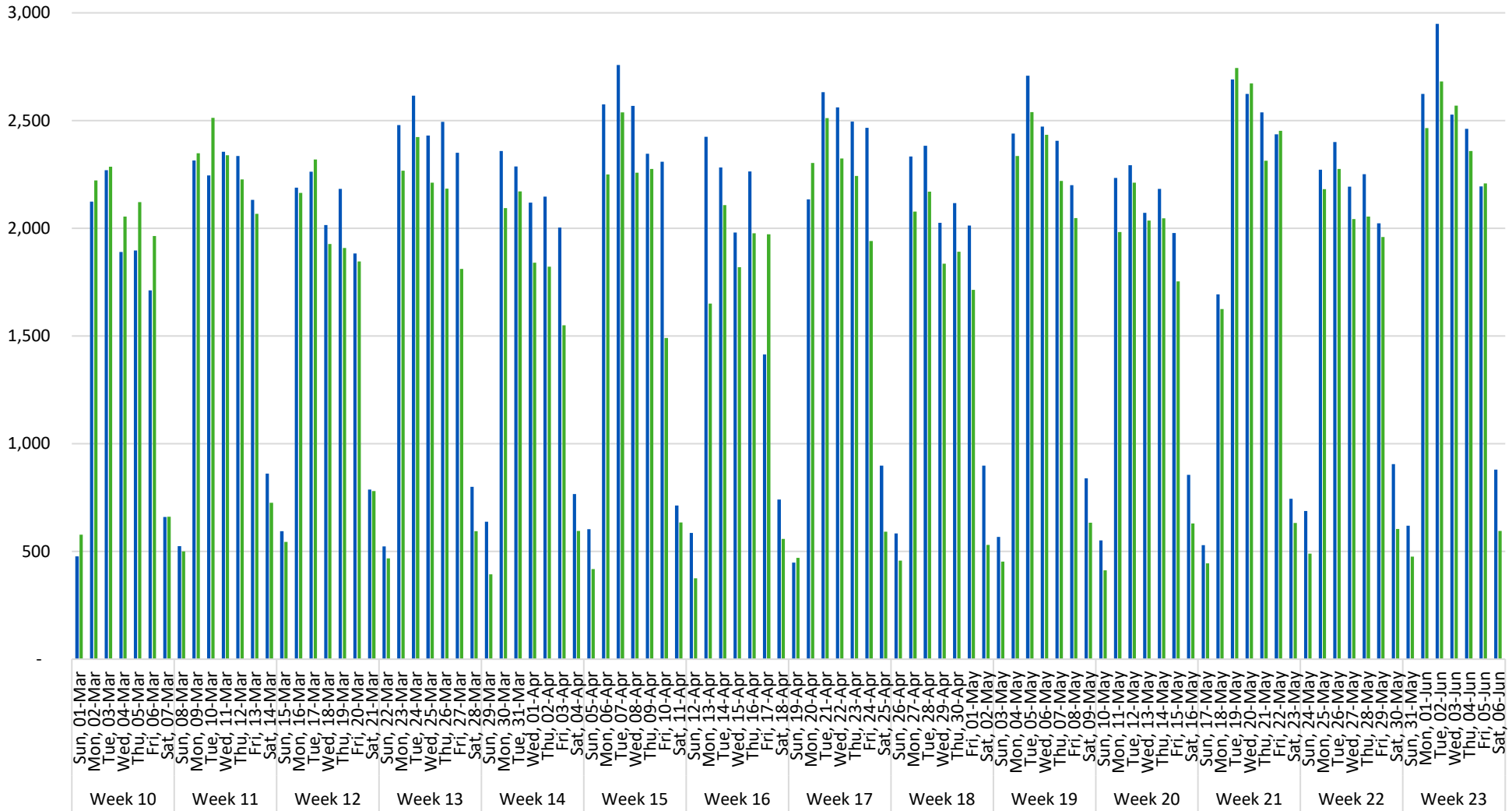
*May Data not reconciled to date

Dates listed are 2020; 2019 data is from corresponding week day.

Total Tonnes Daily Comparison - 2019 vs 2020*

Garbage - WTEF, STS, NSTS, CTS, MRRTS, LTS

■ 2019 ■ 2020

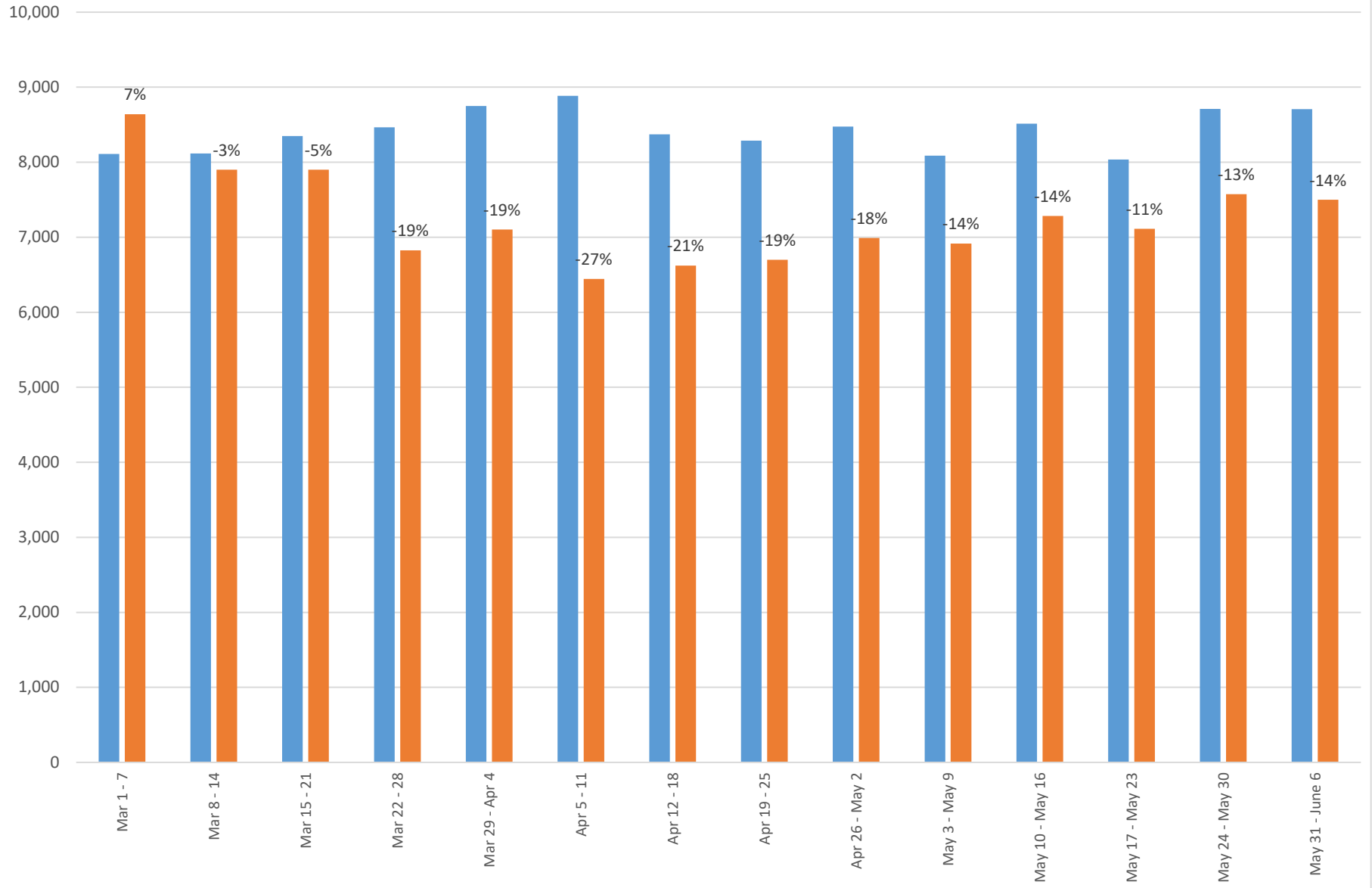


*May Data not reconciled to date

Dates listed are 2020; 2019 data is from corresponding week day.

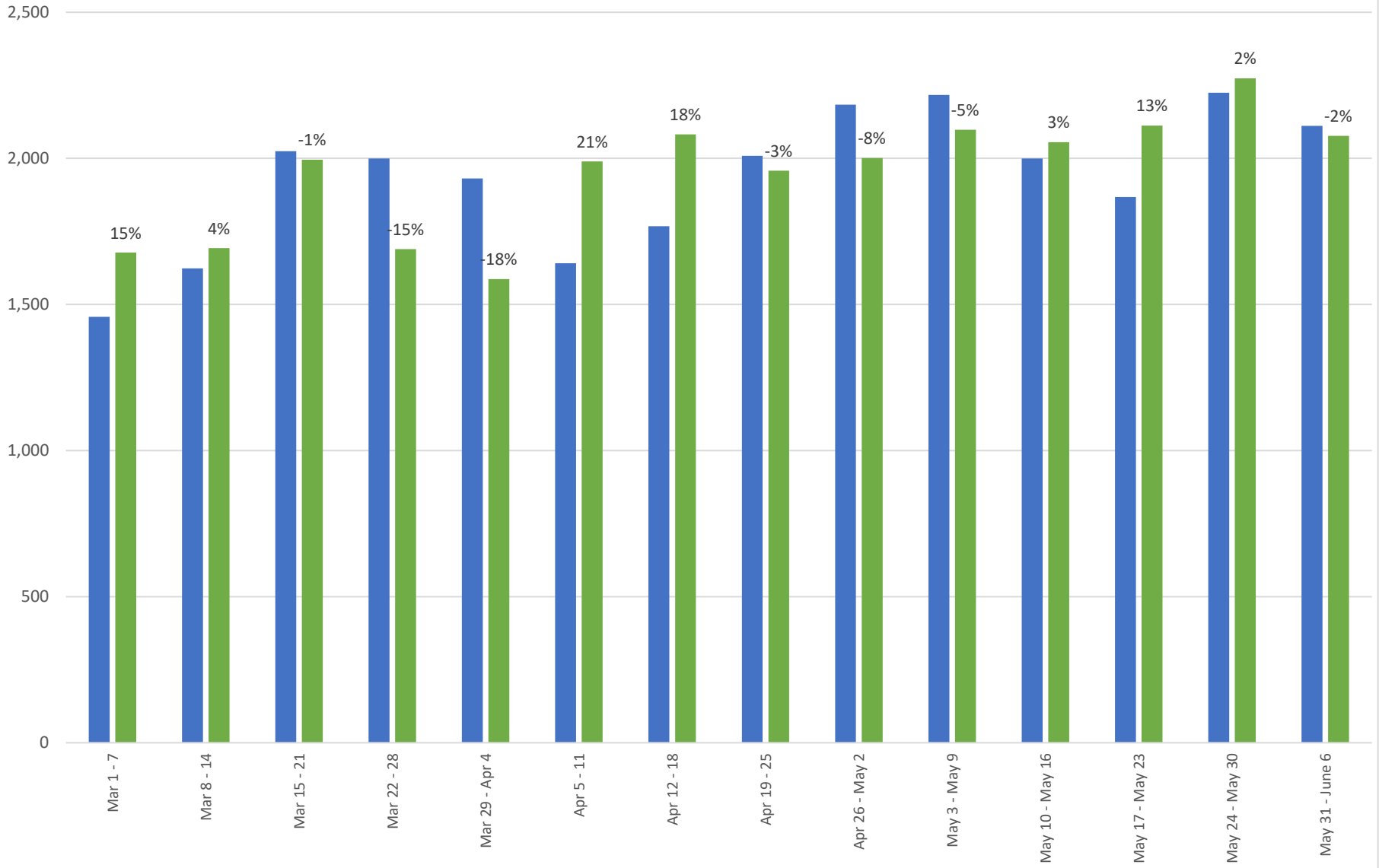
Commercial (Account Customer) Weekly Tonnage

■ COM 2019 ■ COM 2020



Non-Account Customer Weekly Tonnage

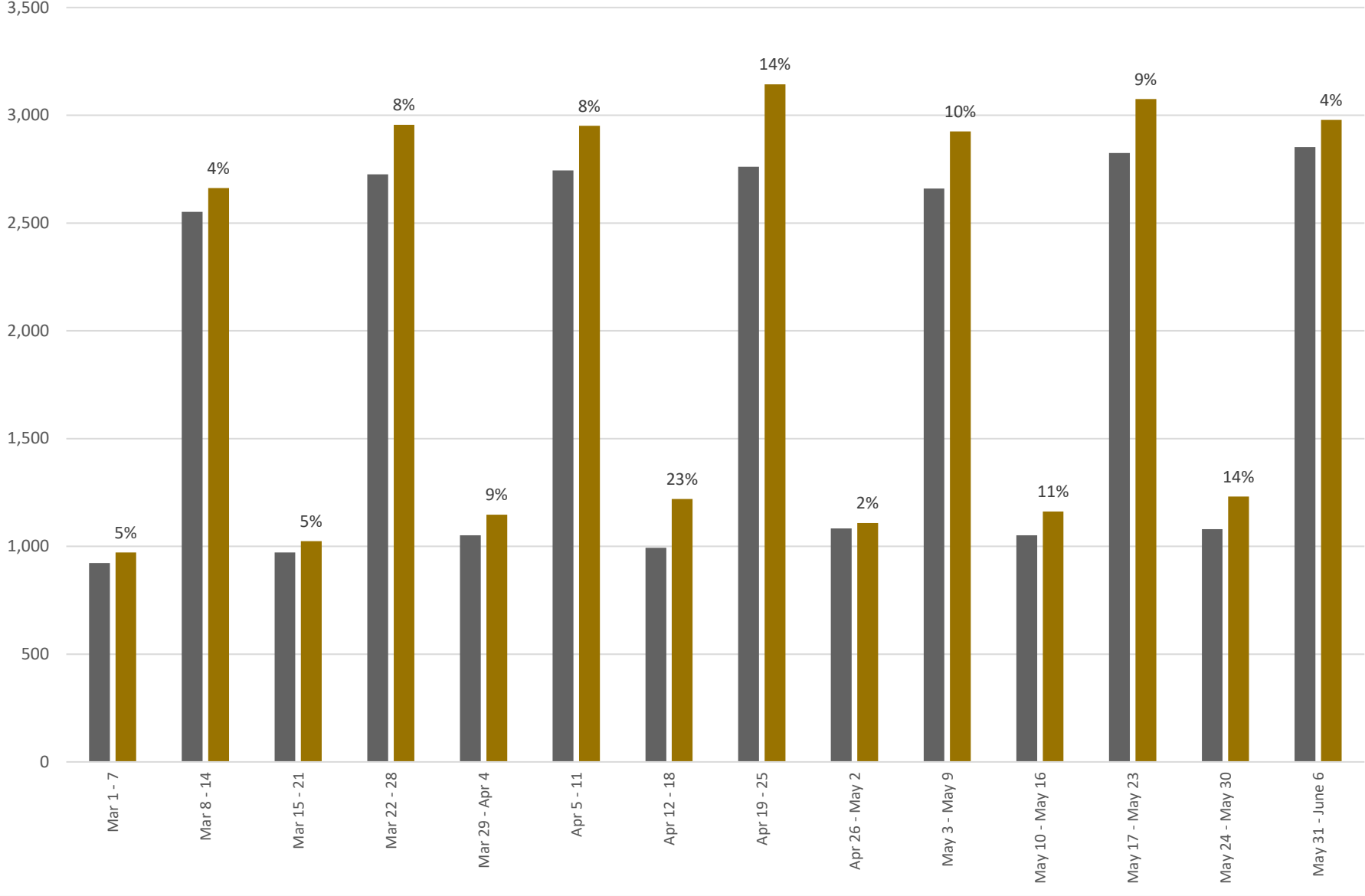
RES 2019 RES 2020



Single Family Curbside Weekly Tonnage

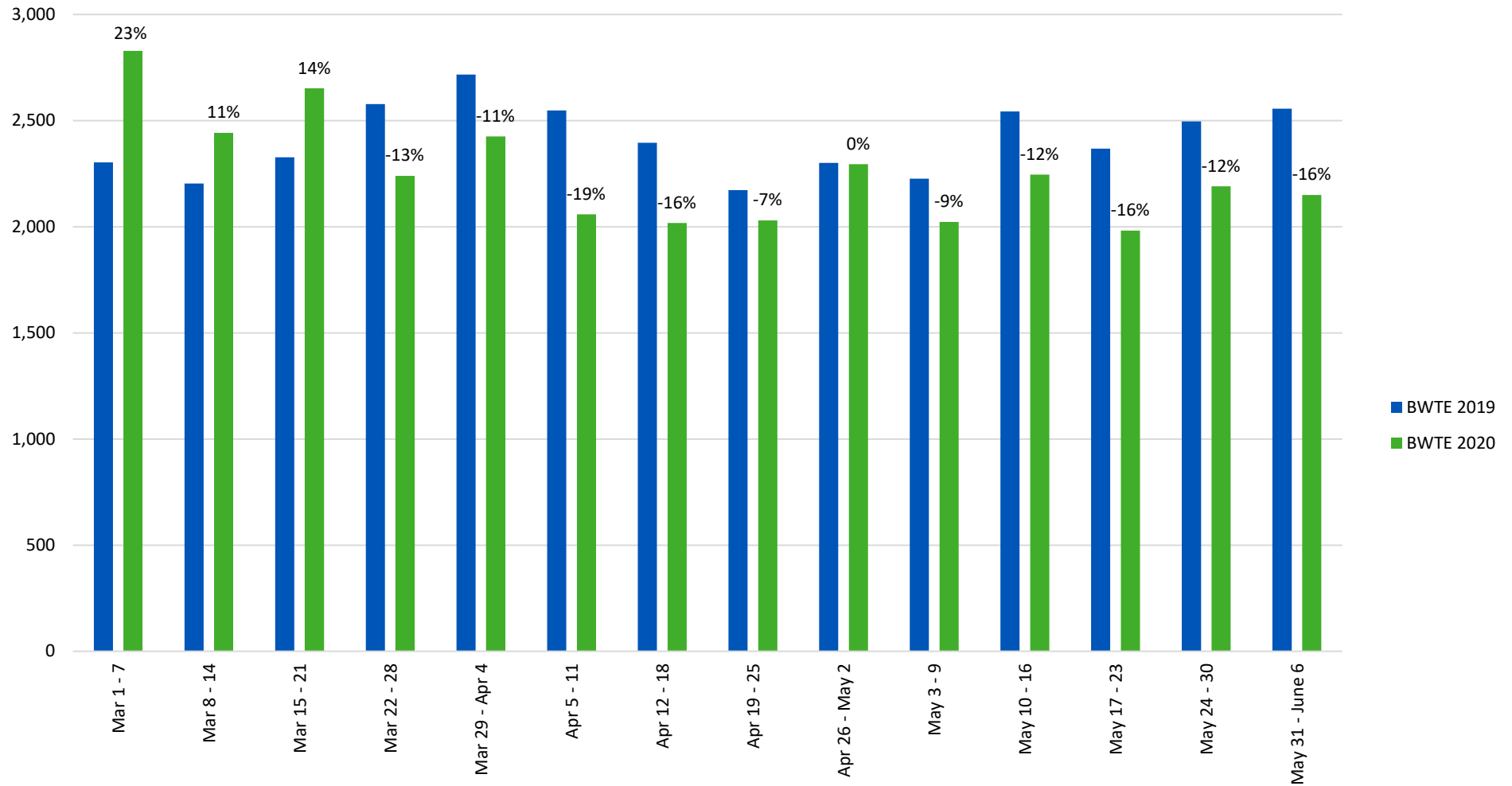
■ MUN - Curbside 2019 ■ MUN - Curbside 2020

*Hauled by Commercial & Municipal vehicles



Weekly Total Tonnage Comparison - 2019 vs 2020*

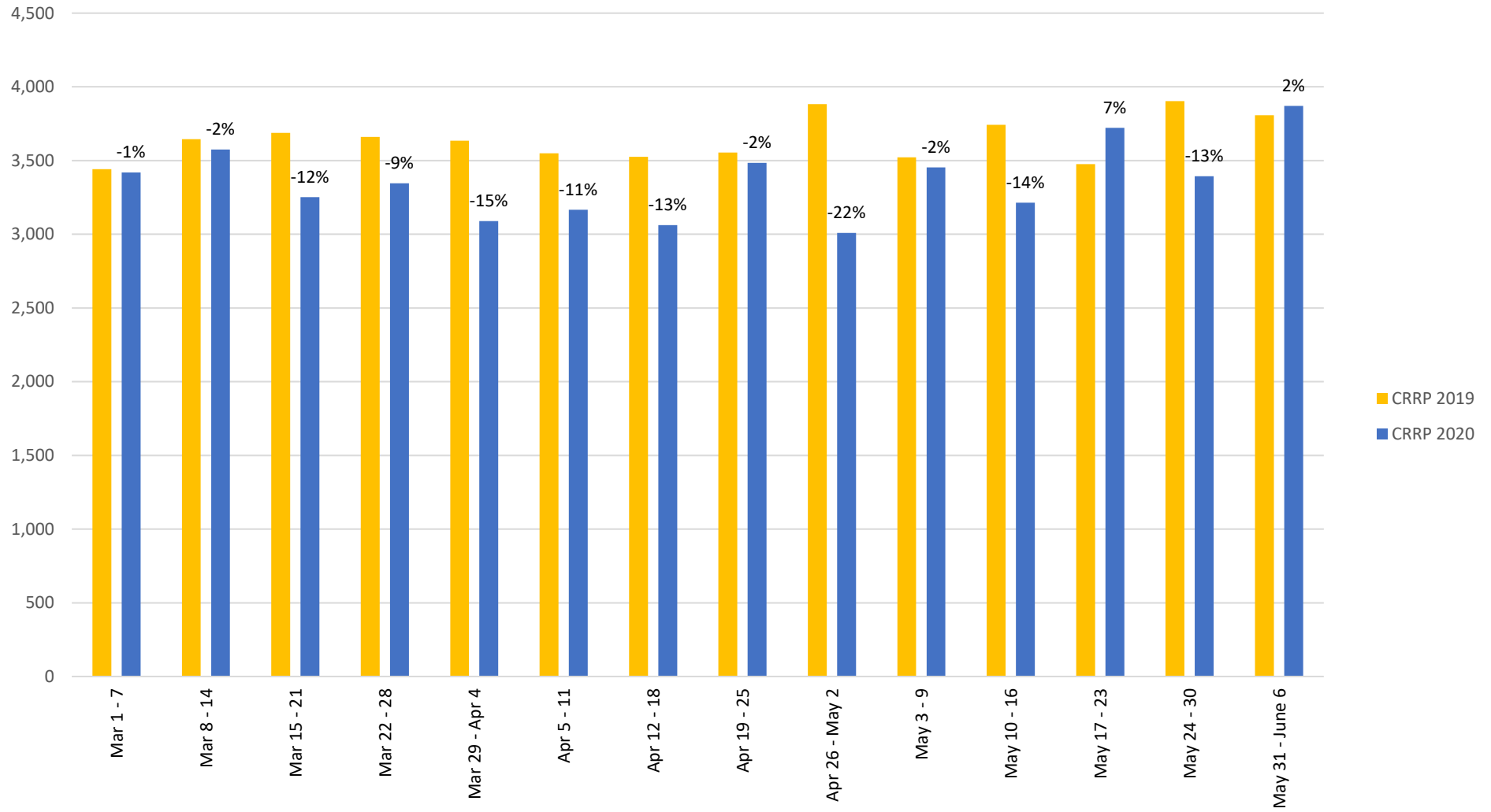
Garbage - WTEF



*May data not reconciled to date

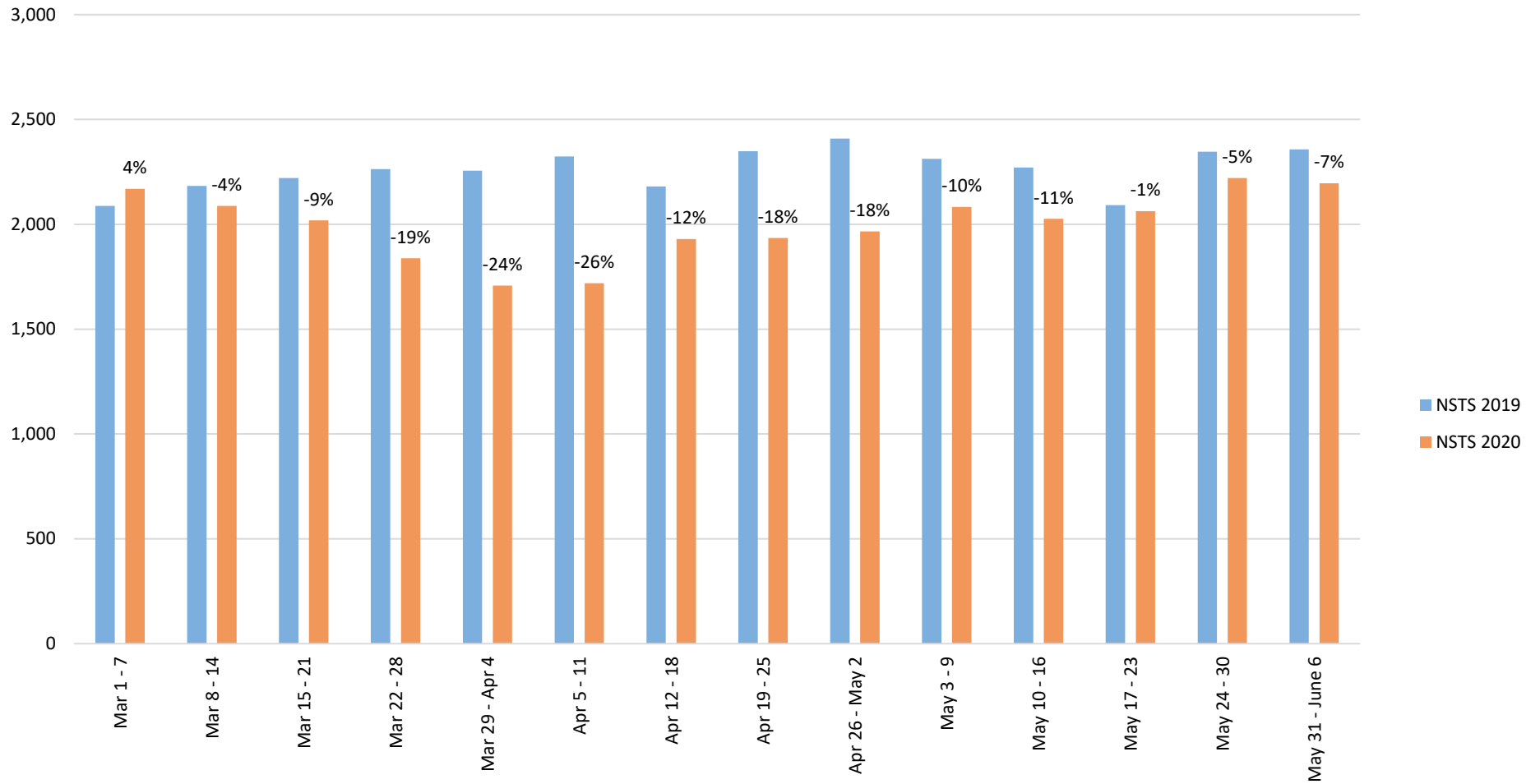
Weekly Total Tonnage Comparison - 2019 vs 2020*

Garbage - CTS



*May data not reconciled to date

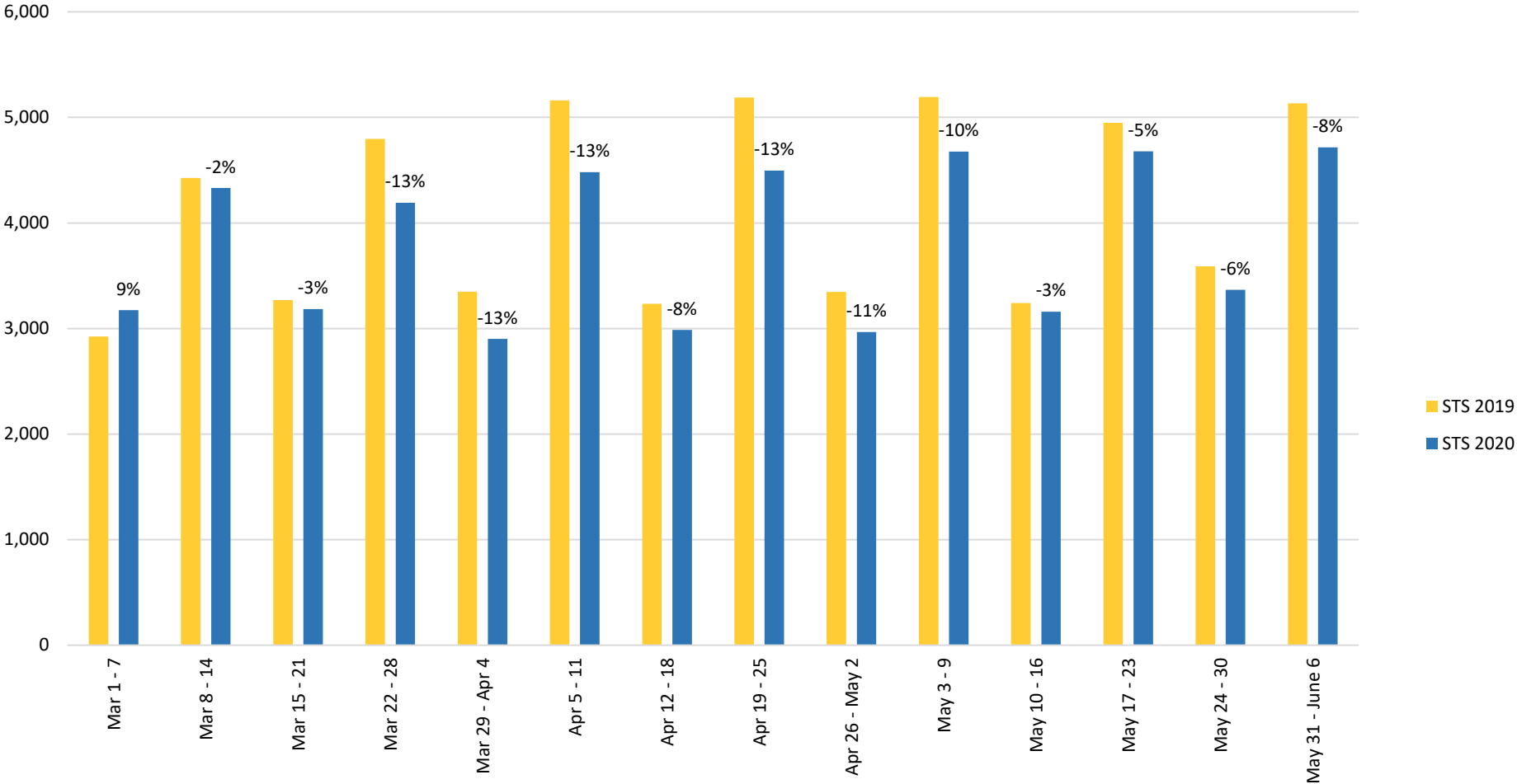
Weekly Total Tonnage Comparison - 2019 vs 2020* Garbage - NSTS



*May data not reconciled to date

Weekly Total Tonnage Comparison - 2019 vs 2020*

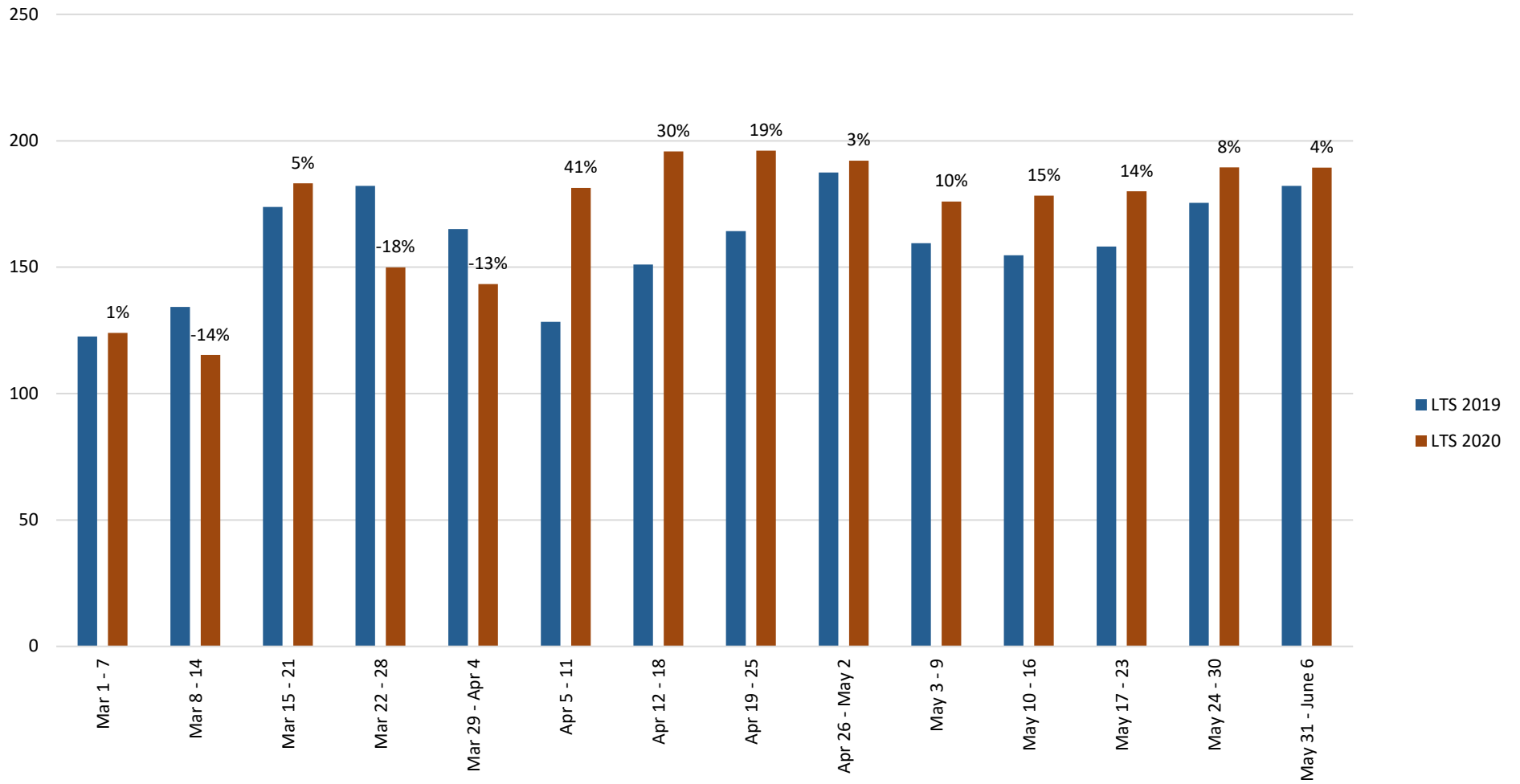
Garbage - STS



*May data not reconciled to date

Weekly Total Tonnage Comparison - 2019 vs 2020*

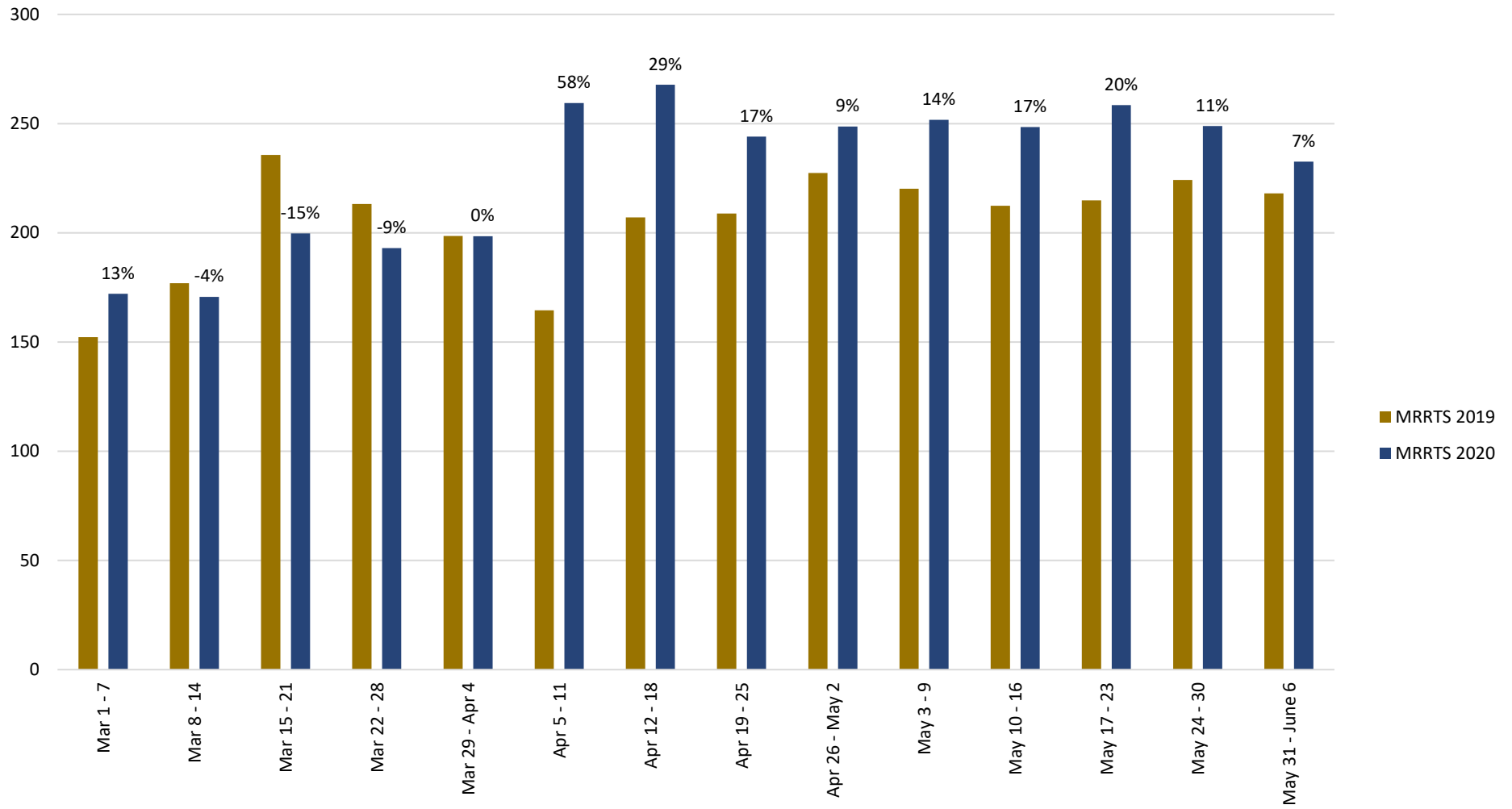
Garbage - LTS



*May data not reconciled to date

Weekly Total Tonnage Comparison - 2019 vs 2020*

Garbage - MRRTS



*May data not reconciled to date

WMABC – Metro Vancouver COVID-19 Discussion

Thursday, June 11, 2020

11:00 am – 12:00 pm

ZOOM meeting – Online/Phone

Attendees

WMABC: Lori Bryan, Noel Massey, Grant Hankins, Josh JansenVandorn. Not in attendance: David Millman

City of Vancouver: Lynn Belanger, Albert Shameess. Not in attendance: Chris Underwood, Chris Dodd, Brennan Sharma

City of Surrey: Not in attendance: Harry Janda

Metro Vancouver: Paul Henderson, Chris Allan, Sarah Evanetz, Stephanie Liu

AGENDA

1. MV Facility Operational Updates

a. Waste-to-Energy Facility Turnaround Times (Attachment 1)

- Wait times normal
- Discussion around key hauler contacts for communications/information and emergency real-time issues

Action Item:

- Metro Vancouver to reach out by email to haulers to confirm contacts for each category/type of communication (operational/emergency, policy, account), and WMABC to encourage their members to submit their information. Next meeting: provide WMABC with draft email before sending to haulers.

b. Disposal ban surcharge data (Attachment 2)

- Surcharges last week were bit higher for cardboard; consistent with last few weeks for electronics (but higher than last year)
- Sarah provided update on electronics/battery communication:
 - o Discussing with EPR programs to see if possible to have industry wide communication. There are 13 EPR programs responsible for electronics/batteries. More info to come.
 - o WMABC will include Metro Vancouver's existing communications materials in this week's update, and also do a social media post on electronics recycling.
 - o WMABC will let MV know if there is a specific message that is needed, as they hear back from members
 - o Noel Massey said they reeducated their properties and customers on their website. Make them aware to please don't throw in garbage. Thanks for putting more info and



education out there. Good to see numbers are down a bit. Hope to see that continue to decline

c. Waste flows (Attachment 3)

- Went over waste flows this week
- WMABC confirmed they find the data useful and really would appreciate to continue receiving it.

Action Items:

- Metro Vancouver to continue providing data, and include City of Vancouver facility data. Remove daily waste flow chart.
-

2. City of Vancouver Operational Updates

- Seeing similar things to MV
- Transfer station still down for tonnage; seeing more trips at the Zero Waste Centre
- Landfill also seeing more trips but less impact on tonnage
- Finished paving at landfill this week
- Paving at compost was causing traffic and that's all wrapped up
- Some at the main roads – sending out traffic alerts to Lori
- Settle into single lane alternative in time.
- Lori sends out weekly update on Thursday afternoons
- Collection side: 10% higher residential waste compared to last year. Green bin waste is back down to similar to last year.
- Vancouver has had media inquiries about masks/gloves but messaging is consistent that we see it but it's not major in the litter side. Another social media blast might be good as it's becoming a hot topic again. People are relaxing their efforts so good to reinforce.
- Discussion on wipes being flushed down the toilet – an increasing issue as more people are using wipes

Action Item:

- Metro Vancouver (Sarah Evanetz) to discuss with Metro Vancouver External Relations team and Doug Thomas at City of Vancouver about the opportunity to expand on the PPE disposal message. Beyond just communicating that PPE goes in the garbage rather than littered on the streets, could enforce the message that items such as wipes should not be placed in the compost or flushed down the toilet. Metro Vancouver will share with WMABC any messaging that we post on this topic.

3. Curbside collection program updates – Surrey and Vancouver

4. Question from WMABC:

- Virus transmission at our facilities any information
 - o No issues with staff at our facilities having covid
 - o Sites remain safe and so far no issues at all
 - o WMABC has heard similar from private facilities. Managed to keep any infections at

bay

- Within MV there was 1-2 cases among staff, but the ones that have occurred the transmission was not work related. No transmission on-the-job.
- No cases among our contractors.
- Vancouver: in the initial stages there were people isolating, but haven't seen any cases at the facilities or collection crews. Took steps right away to limit risks to staff so that went a long way in preventing infections.
- Hand washing stations: being used, but not heavily used. No plans to remove them just yet.
 - Our washroom map is still being used but the number of views has gone down (previously 10,000 per week). Cumulative total of approx 40,000 views. Washrooms have been opening up so there is less demand. More people also know now where the washrooms are on their routes

5. Facility naming

- Naming the two new facilities, and also reviewing the current facilities on facility type name
- Surveyed REAC-SW and REAC, and in two weeks is RAAC, the goal is to get to the Board in September with recommended names
- Also surveying municipal staff, some in solid waste and some not, through online survey.

Action Items:

- After June 25, Metro Vancouver will send out a survey to account customers on facility naming. WMABC agreed they can distribute it to members also. Consider offering prizes for participating in the survey.

Next Meeting: **Meet in two weeks.**

- Friday June 26 – Paul out of office, and out of office the following week.
- Thursday June 25 – very full day
- **Wednesday June 24 – possible window at 2pm**

Attachments:

1. Waste-to-Energy Facility Turnaround Times
2. Disposal Ban Surcharge Data
3. Daily and Weekly Waste Volumes and Loads (system-wide and by-facility), and Single-Family/Commercial Split (system-wide)

WMABC – Metro Vancouver COVID-19 Discussion

Wednesday, June 24, 2020

2:00 pm – 3:00 pm

ZOOM meeting – Online/Phone

Attendees

WMABC: Lori Bryan, Noel Massey, Grant Hankins, David Millman, Josh JansenVandorn

City of Vancouver: Lynn Belanger, Albert Shames, Chris Underwood, Chris Dodd, Brennan Sharma

City of Surrey: Harry Janda

Metro Vancouver: Paul Henderson, Chris Allan, Sarah Evanetz, Stephanie Liu

AGENDA

1. MV Facility Operational Updates
 - a. Waste-to-Energy Facility Turnaround Times (Attachment 1)
 - b. Disposal ban surcharge data (Attachment 2)
 - c. Waste flows – including Metro Vancouver and City of Vancouver facility data (Attachment 3)
2. City of Vancouver Operational Updates
3. Curbside Collection Program Updates
4. Hauler contact database update/maintenance process
5. Facility Naming Survey: <http://www.metrovancouver.org/services/solid-waste/garbage-recycling/transfer-stations/solid-waste-facilities-naming-options>

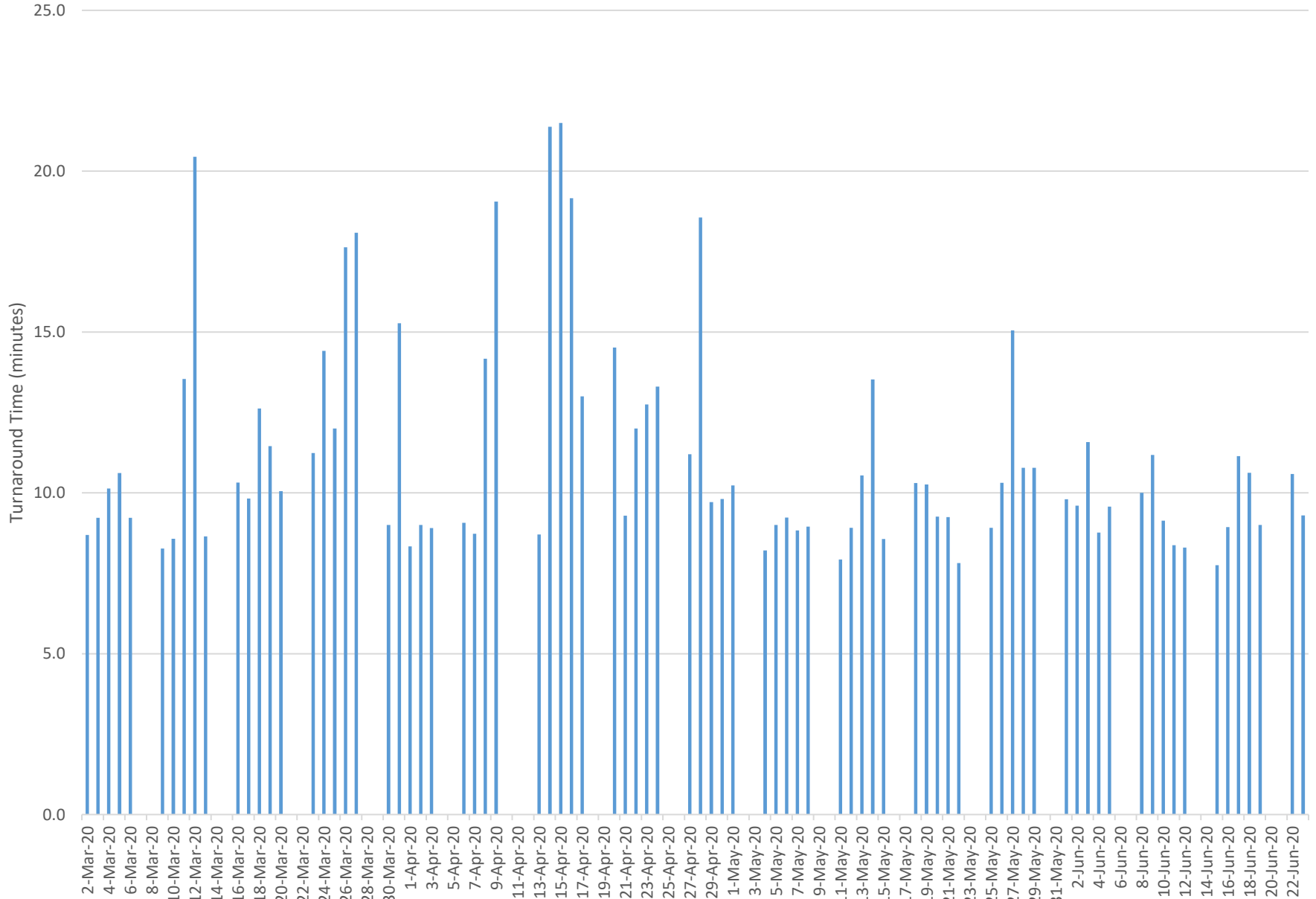
Next Meeting: To be confirmed

Attachments:

1. Waste-to-Energy Facility Turnaround Times
2. Disposal Ban Surcharge Data
3. Waste Flows

39866765

WTEF Turnaround Time (10 am - 3 pm)

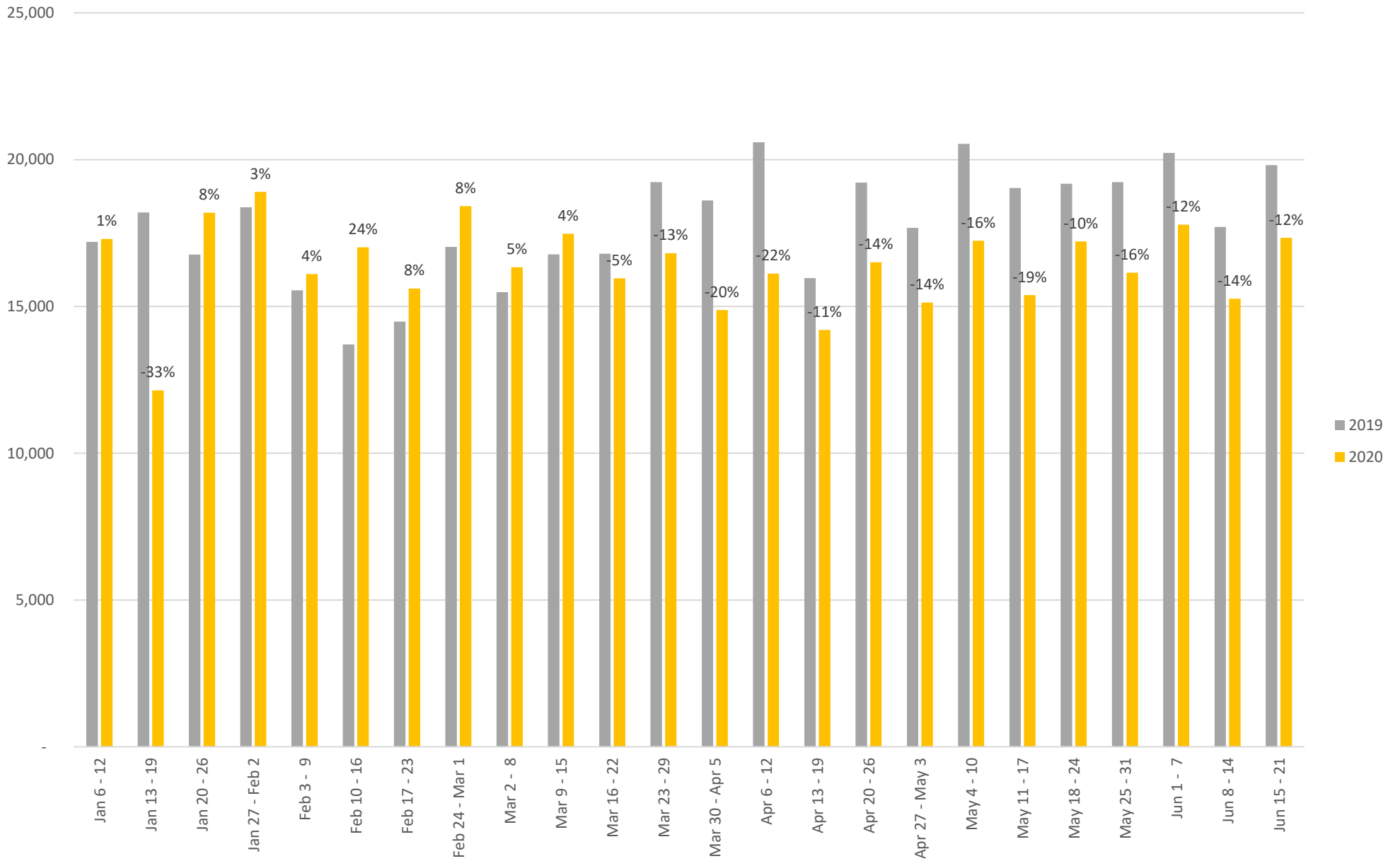


Metro Vancouver Disposal Ban Surcharges													
Banned Material Type	Surcharges Per Week*												
	Historic Weekly Average Jul 3, 2019 – Mar 3, 2020 (Commercial loads in brackets)	Apr 1-7, 2020 (Commercial loads in brackets)	Apr 8-14, 2020 (Commercial Loads in brackets)	Apr 15-21, 2020 (Commercial Loads in Brackets)	Apr 22-28, 2020 (Commercial Loads in brackets)	Apr 29-May 5, 2020 (Commercial Loads in brackets)	May 6-12, 2020 (Commercial Loads in brackets)	May 13-19, 2020 (Commercial Loads in brackets)	May 20-26, 2020 (Commercial Loads in brackets)	May 27-June 2, 2020 (Commercial Loads in brackets)	June 3-9, 2020 (Commercial Loads in brackets)	June 10-16, 2020 (Commercial Loads in brackets)	June 17-23, 2020 (Commercial Loads in brackets)
Antifreeze & Containers	0 (0)	0 (0)	0 (0)	0 (0)	0 (0)	0 (0)	0 (0)	0 (0)	0 (0)	0 (0)	0 (0)	0 (0)	0 (0)
Agricultural Waste	0 (0)	0 (0)	0 (0)	0 (0)	0 (0)	0 (0)	0 (0)	0 (0)	0 (0)	0 (0)	0 (0)	0 (0)	0 (0)
Automobile Waste	0 (0)	0 (0)	0 (0)	0 (0)	0 (0)	0 (0)	0 (0)	1 (1)	1 (1)	0 (0)	0 (0)	0 (0)	0 (0)
Beverage Containers >5%	0 (0)	0 (0)	0 (0)	0 (0)	0 (0)	0 (0)	0 (0)	0 (0)	0 (0)	0 (0)	0 (0)	0 (0)	0 (0)
Clean Wood >5%	3 (3)	3 (3)	3 (1)	3 (3)	1 (1)	2 (1)	3 (2)	7 (7)	4 (3)	7 (1)	5 (4)	11 (5)	2 (2)
Corrugated Cardboard >5%	21 (20)	28 (27)	17 (17)	37 (34)	23 (20)	21 (19)	20 (20)	19 (17)	18 (18)	16 (12)	31 (26)	26 (20)	11 (10)
Dusty Load	1 (1)	1 (1)	1 (1)	1 (1)	0 (0)	2 (2)	1 (1)	0 (0)	3 (3)	5 (5)	3 (3)	0 (0)	8 (7)
Electronics	32 (27)	45 (41)	36 (32)	47 (46)	34 (28)	53 (52)	40 (32)	55 (46)	62 (43)	48 (38)	49 (44)	32 (30)	81 (68)
EPS (Polystyrene Packaging) >20%	2 (2)	1 (0)	1 (1)	0 (0)	0 (0)	2 (2)	2 (1)	0 (0)	2 (1)	1 (1)	3 (3)	6 (3)	1 (1)
Food Waste >25%	4 (4)	8 (8)	1 (1)	4 (4)	2 (2)	3 (3)	2 (2)	4 (4)	3 (3)	5 (5)	4 (4)	6 (6)	6 (6)
Green Waste >5%	1 (0)	2 (2)	1 (0)	1 (1)	1 (0)	0 (0)	0 (0)	2 (2)	1 (0)	5 (2)	4 (1)	1 (1)	2 (1)
Gypsum	2 (1)	0 (0)	2 (2)	5 (3)	3 (3)	6 (6)	2 (2)	5 (5)	7 (4)	7 (3)	5 (3)	4 (2)	5 (4)
Hazardous Waste	0 (0)	0 (0)	0 (0)	0 (0)	0 (0)	0 (0)	0 (0)	0 (0)	0 (0)	0 (0)	0 (0)	2 (2)	1 (1)
Inert Filled	0 (0)	1 (0)	4 (1)	0 (0)	1 (0)	2 (0)	0 (0)	0 (0)	1 (0)	3 (0)	2 (0)	0 (0)	2 (0)
Large Containers < 205L	0 (0)	0 (0)	0 (0)	2 (2)	0 (0)	0 (0)	0 (0)	0 (0)	0 (0)	0 (0)	2 (2)	1 (1)	0 (0)
Liquid(s) or Sludge	0 (0)	0 (0)	0 (0)	0 (0)	0 (0)	0 (0)	0 (0)	0 (0)	0 (0)	0 (0)	1 (0)	1 (1)	0 (0)
Mattress	11 (7)	13 (9)	5 (3)	13 (10)	15 (12)	9 (7)	14 (12)	11 (9)	13 (9)	16 (10)	14 (11)	14 (10)	20 (15)
Mixed Recyclable Materials >5%	1 (1)	0 (0)	1 (0)	2 (2)	4 (4)	7 (7)	4 (4)	5 (5)	3 (3)	4 (4)	7 (7)	4 (4)	6 (6)
Oil, Oil Filters, and Oil Containers	1 (1)	1 (1)	2 (1)	1 (1)	0 (0)	0 (0)	1 (0)	3 (3)	3 (3)	2 (2)	1 (0)	2 (1)	3 (2)
Other Recyclable Containers >5%	0 (0)	0 (0)	0 (0)	0 (0)	0 (0)	0 (0)	0 (0)	0 (0)	0 (0)	0 (0)	0 (0)	0 (0)	1 (1)
Oversize Object	5 (4)	8 (6)	9 (8)	10 (8)	13 (11)	11 (9)	13 (12)	13 (11)	17 (17)	33 (33)	25 (22)	21 (17)	19 (18)
Paint	3 (3)	3 (3)	3 (3)	8 (7)	10 (4)	7 (7)	4 (2)	13 (10)	8 (5)	6 (3)	5 (3)	9 (6)	6 (5)
Propane Tank	0 (0)	2 (0)	0 (0)	2 (1)	0 (0)	0 (0)	0 (0)	5 (5)	1 (0)	1 (1)	2 (1)	0 (0)	3 (2)
Recyclable Paper >5%	1 (1)	0 (0)	1 (1)	1 (1)	0 (0)	1 (1)	0 (0)	1 (1)	4 (4)	1 (1)	1 (0)	0 (0)	2 (2)
Residual Products	0 (0)	0 (0)	0 (0)	0 (0)	0 (0)	0 (0)	0 (0)	0 (0)	0 (0)	0 (0)	0 (0)	0 (0)	0 (0)
Solvents & Flammable Liquids	1 (1)	3 (3)	2 (1)	2 (2)	0 (0)	0 (0)	0 (0)	2 (2)	0 (0)	1 (1)	1 (1)	1 (1)	1 (1)
Tires	3 (2)	3 (3)	3 (3)	6 (6)	9 (8)	5 (5)	4 (4)	2 (2)	5 (5)	5 (4)	8 (5)	3 (3)	4 (3)
Wire, Hosing, Rope, or Cable >1m	1 (1)	3 (2)	0 (0)	2 (2)	2 (2)	0 (0)	2 (1)	2 (2)	3 (3)	0 (0)	2 (2)	2 (2)	3 (3)
Worksafe Hazard Material	0 (0)	0 (0)	0 (0)	0 (0)	0 (0)	1 (1)	0 (0)	0 (0)	0 (0)	0 (0)	0 (0)	0 (0)	1 (1)
Total Per Week	95 (79)	125 (109)	92 (76)	147 (134)	118 (95)	132 (122)	112 (95)	150 (132)	159 (125)	166 (126)	175 (142)	146 (115)	188 (159)

* Data has not been reconciled.

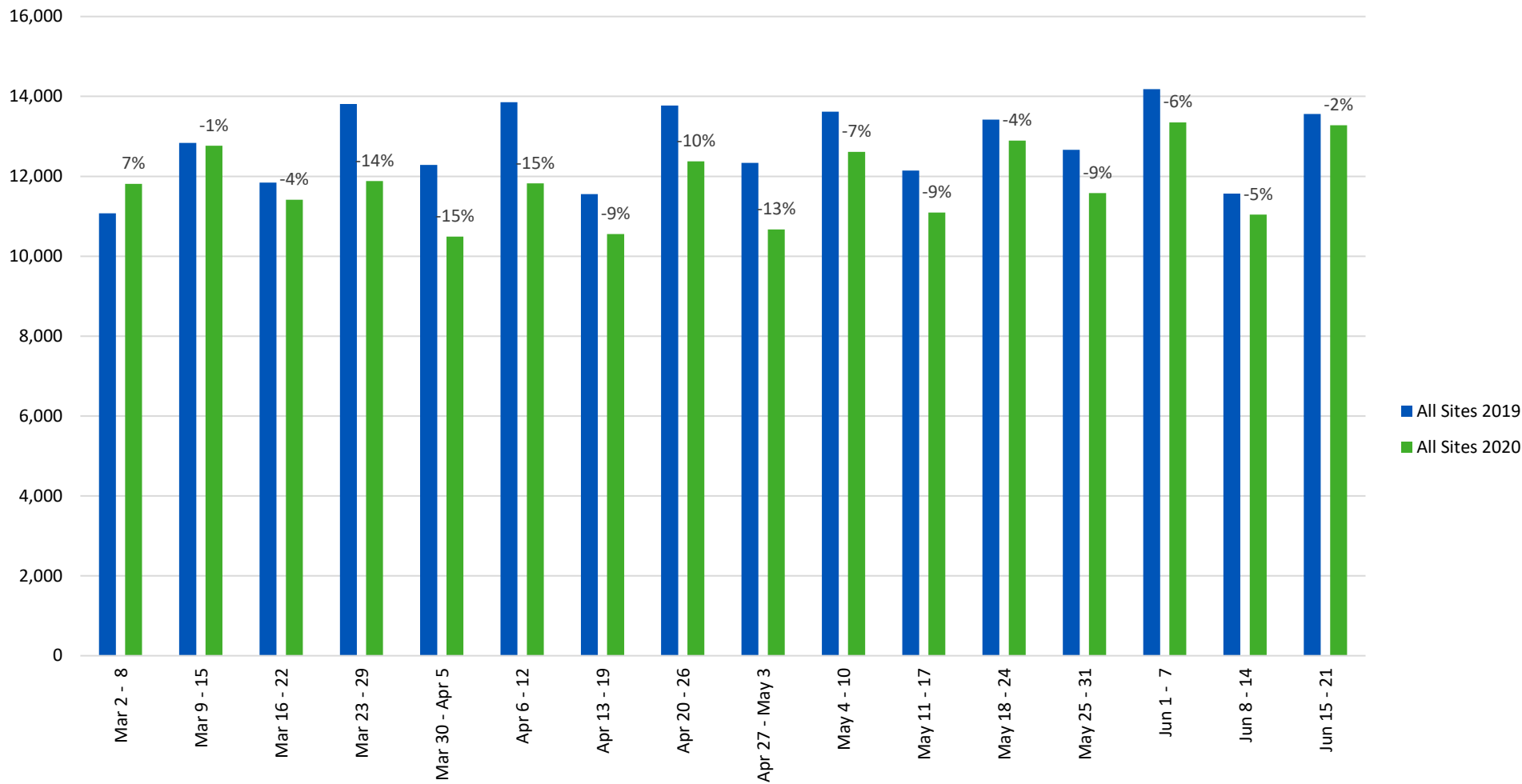
Weekly Total Tonnage - 2019 vs. 2020

Garbage - System MSW



Weekly Total Tonnage Comparison - 2019 vs 2020*

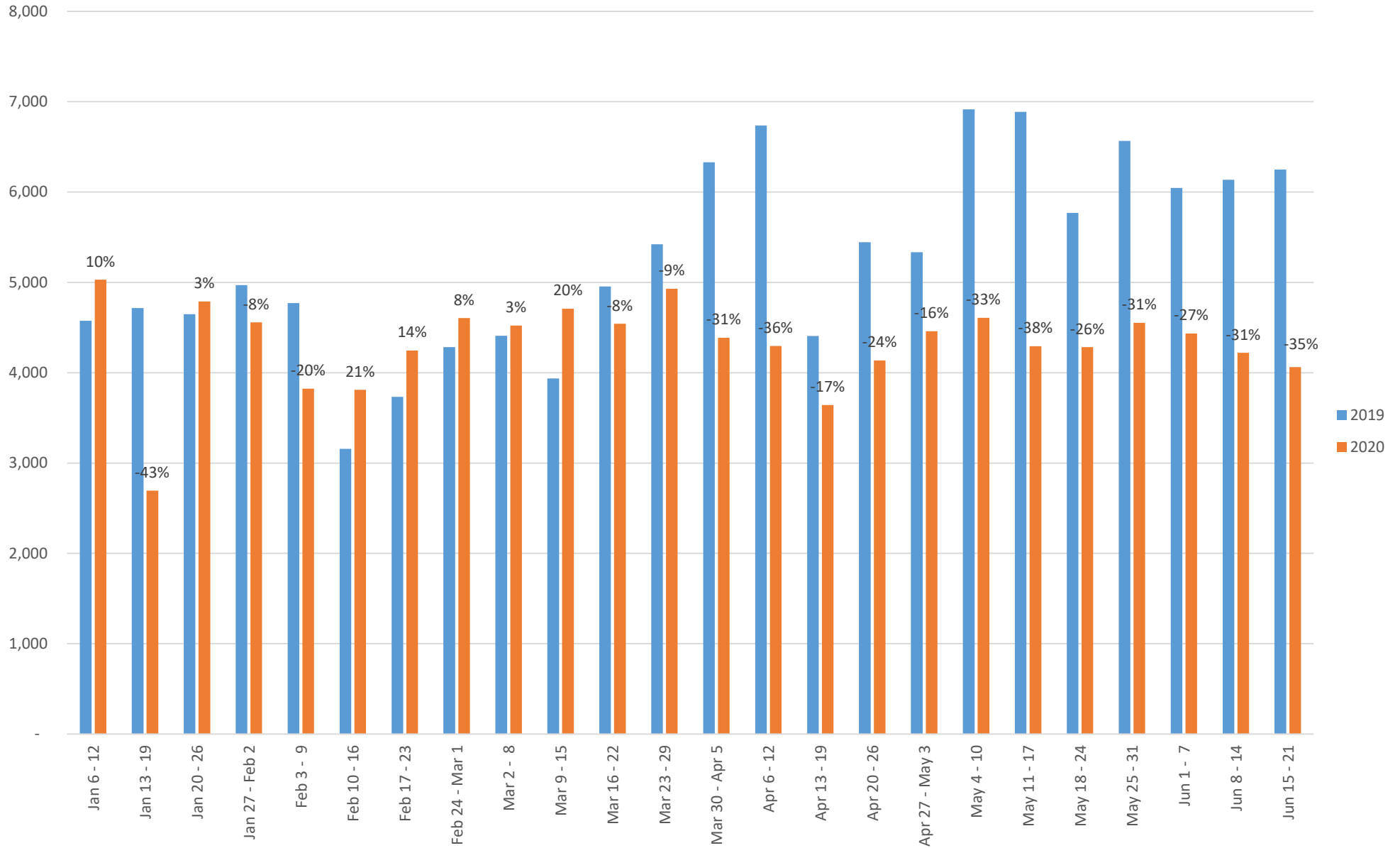
Garbage - WTEF, STS, LTS, MRRTS, CTS, NSTS



*June data not reconciled to date
ISO Week

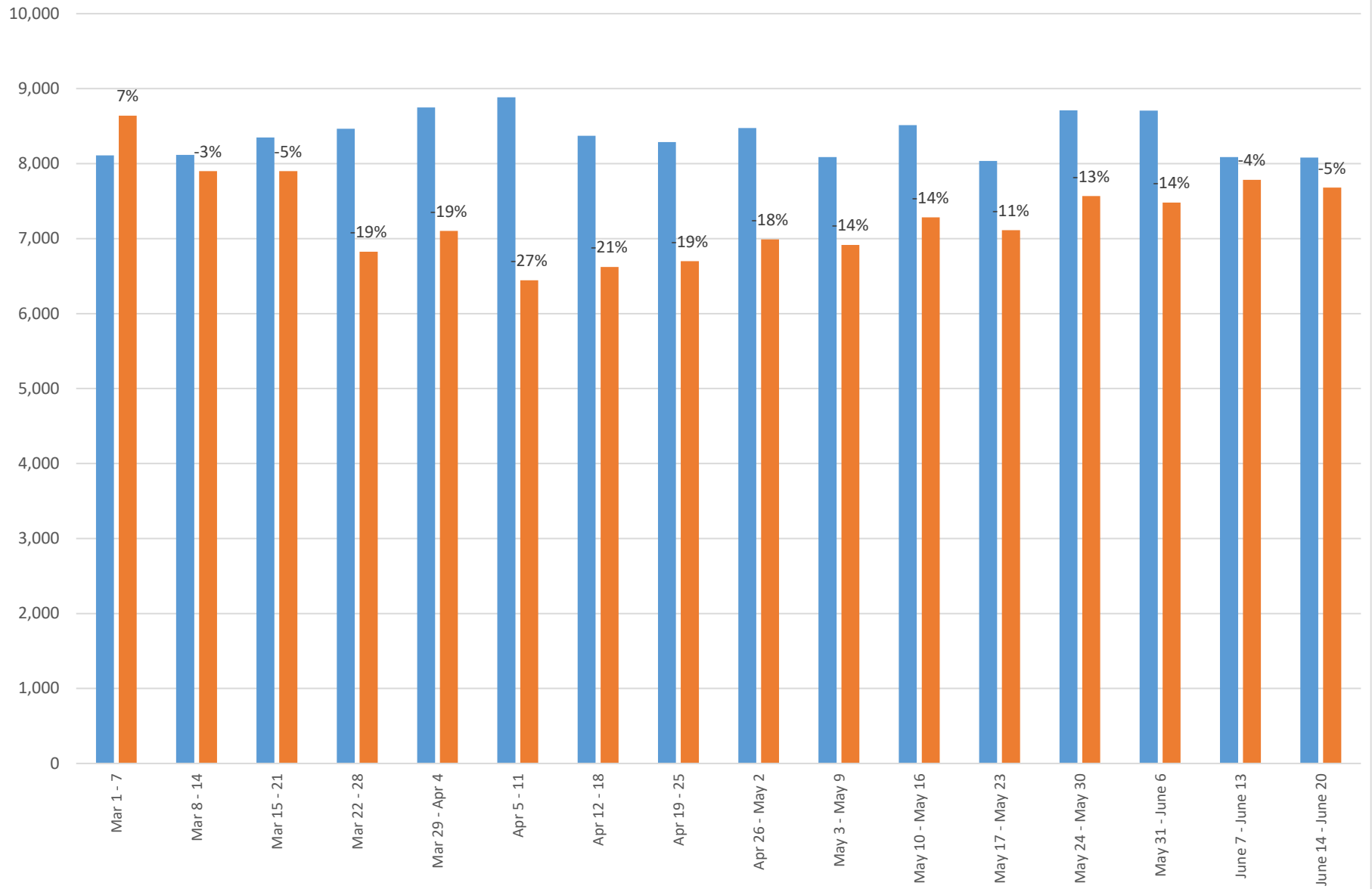
Weekly Total Tonnage - 2019 vs. 2020

Garbage - City of Vancouver



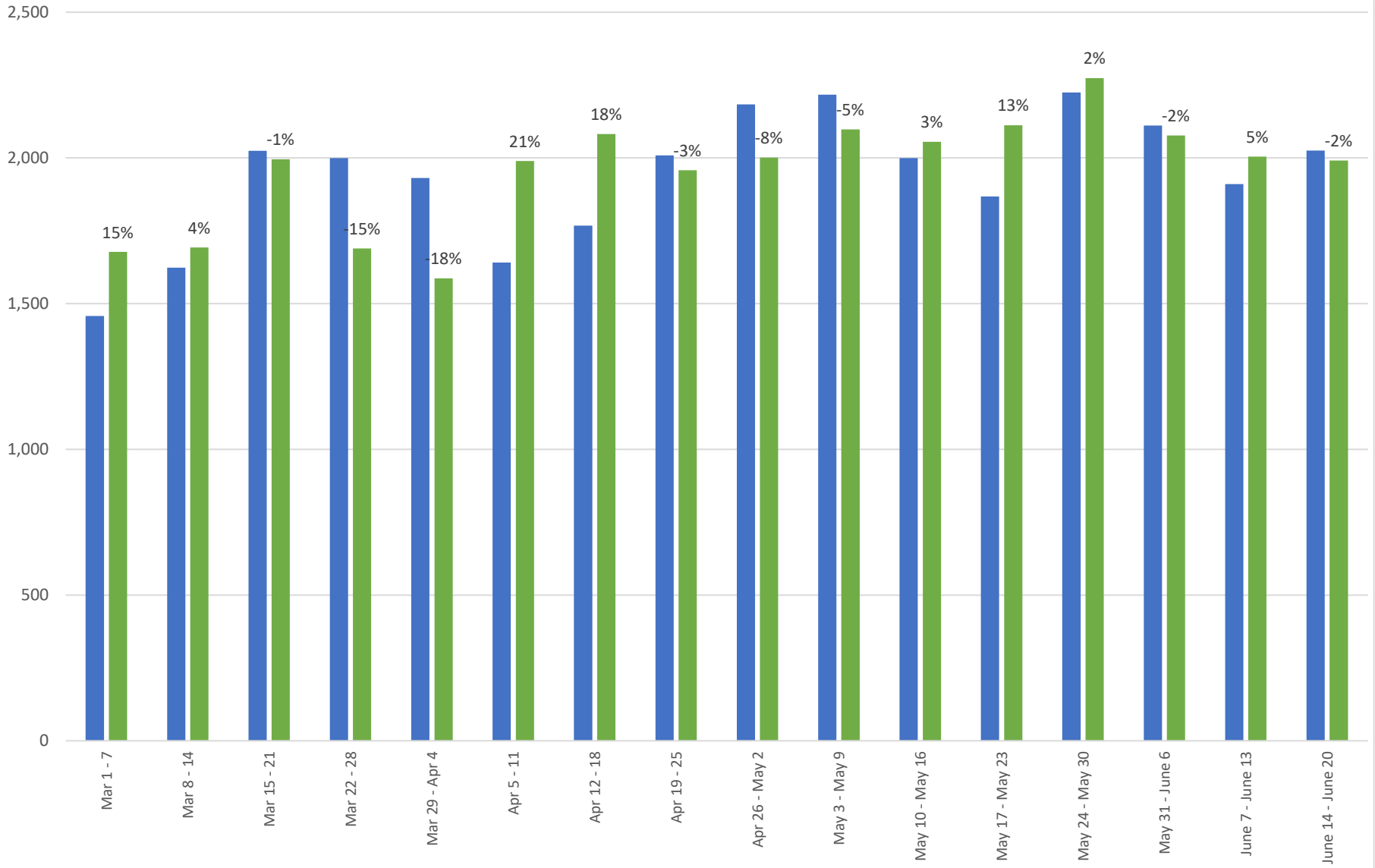
Commercial (Account Customer) Weekly Tonnage

■ COM 2019 ■ COM 2020



Non-Account Customer Weekly Tonnage

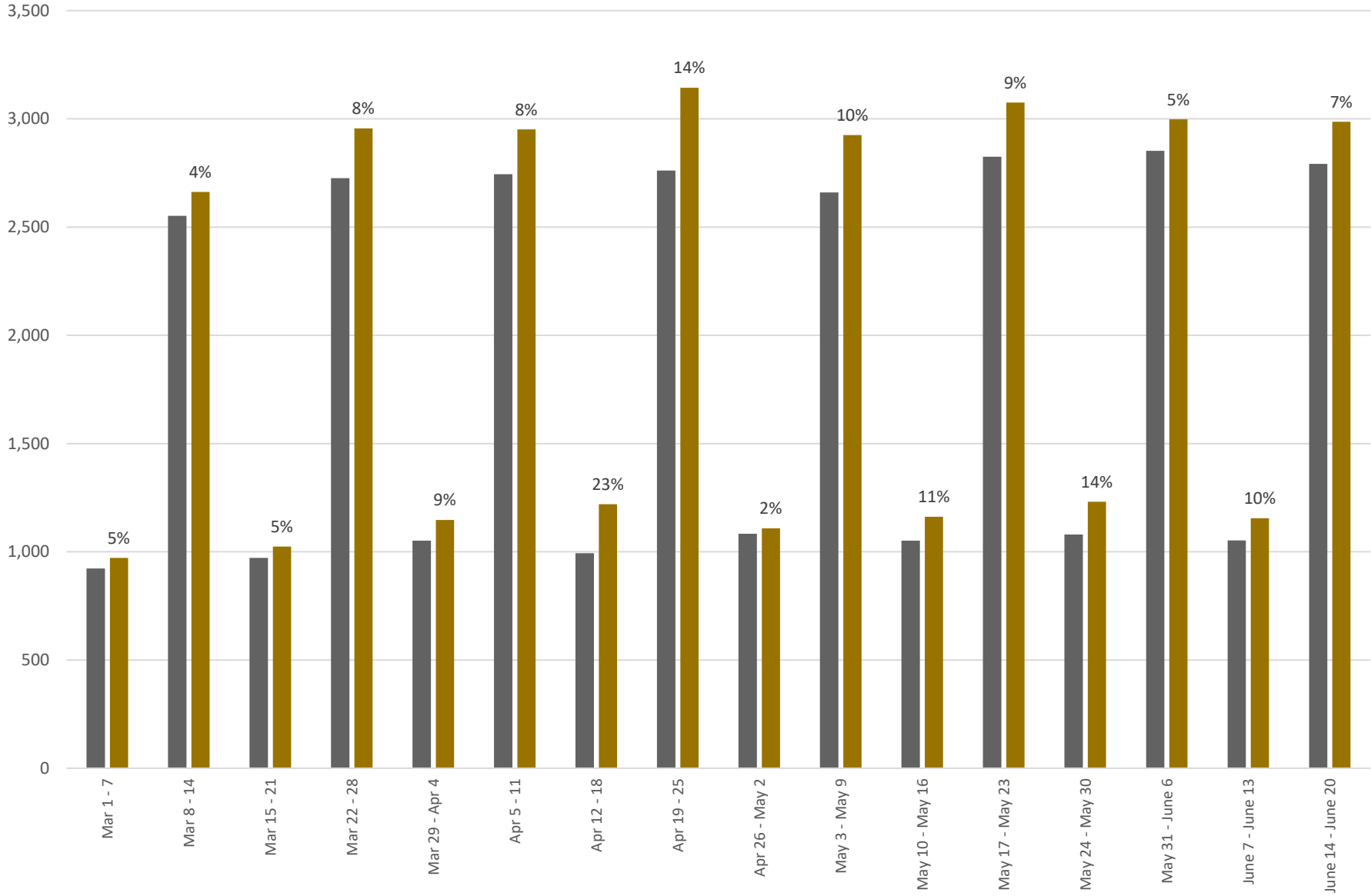
RES 2019 RES 2020



Single Family Curbside Weekly Tonnage

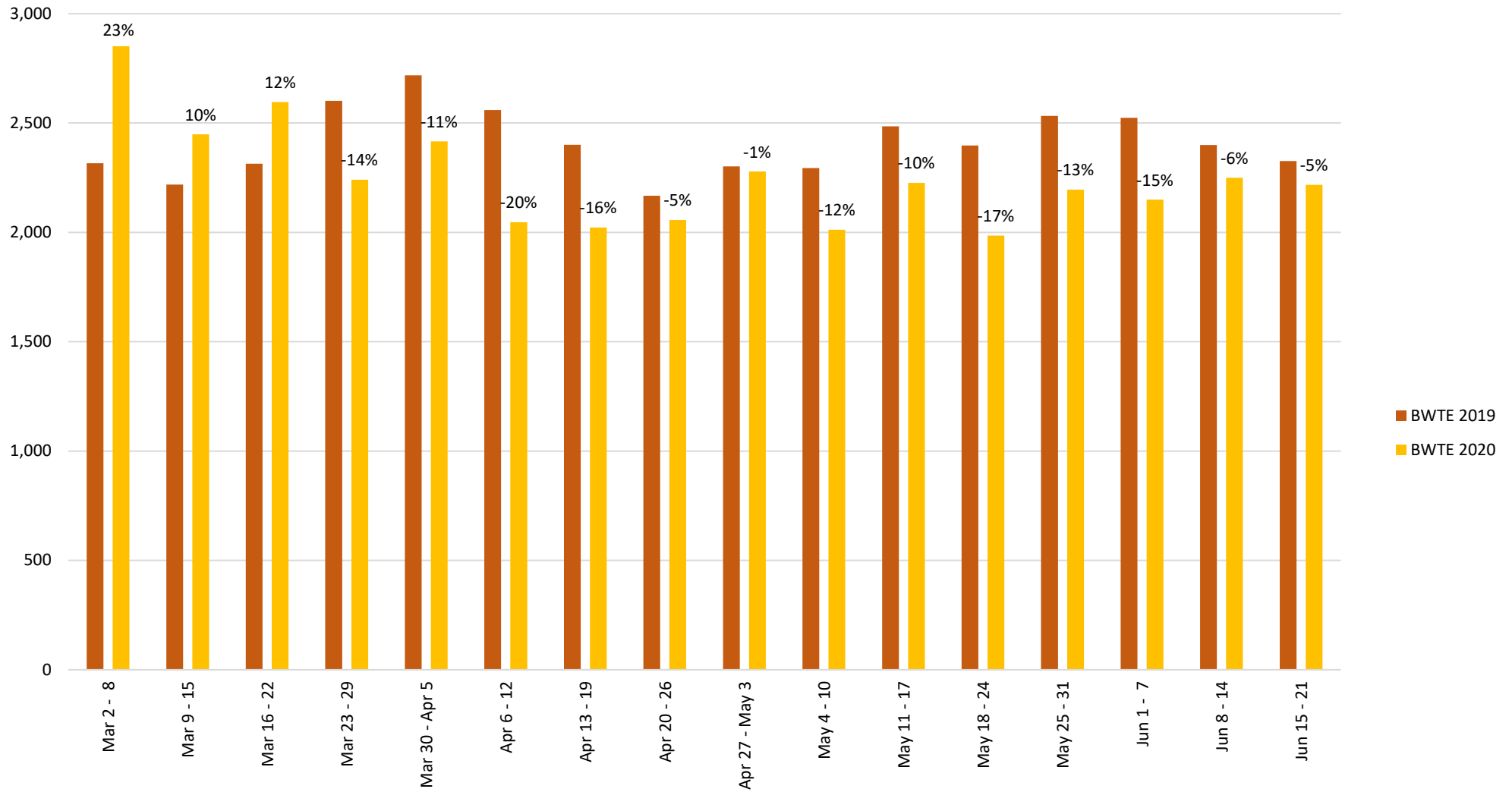
■ MUN - Curbside 2019 ■ MUN - Curbside 2020

*Hauled by Commercial & Municipal vehicles



Weekly Total Tonnage Comparison - 2019 vs 2020*

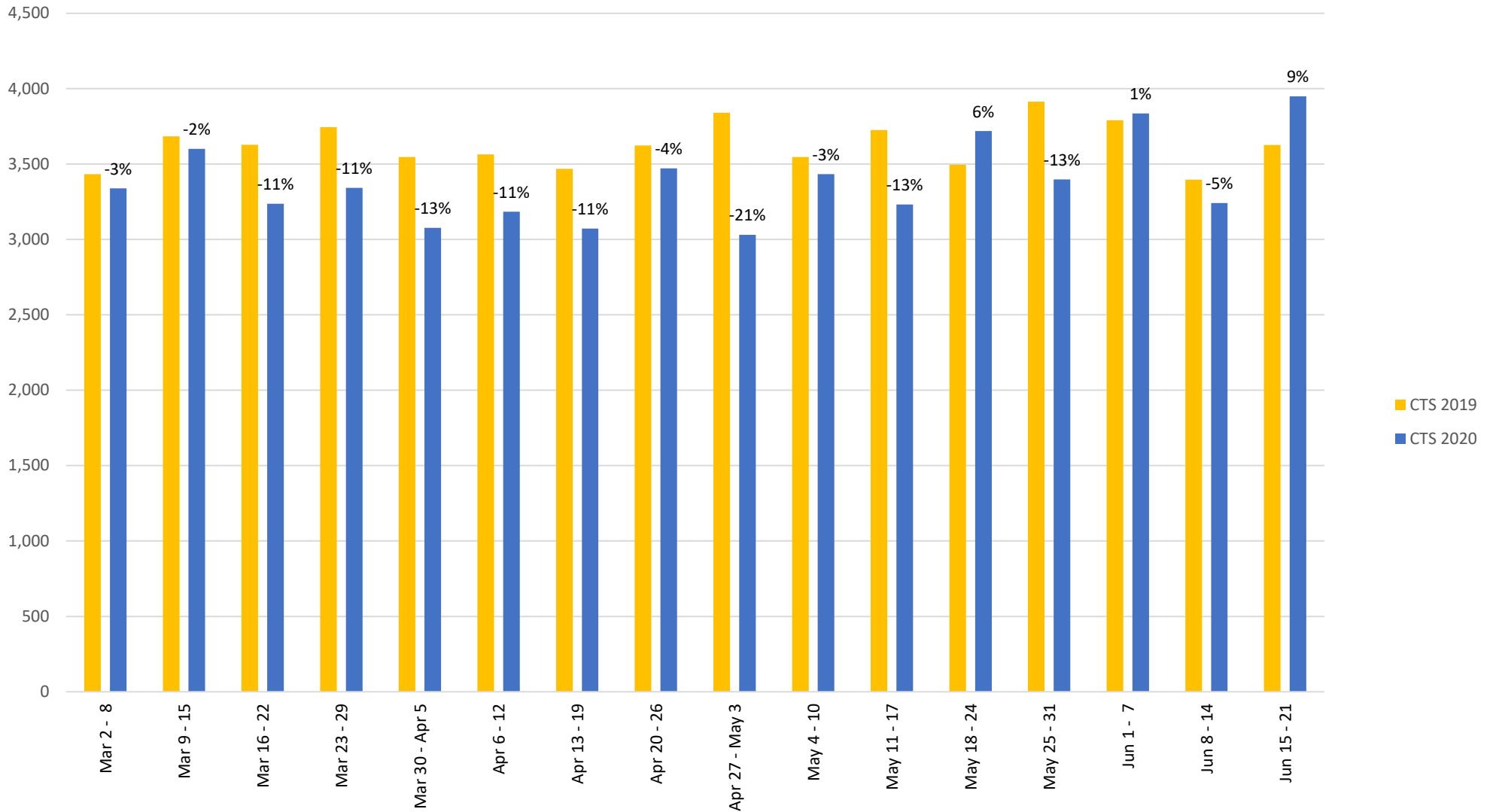
Garbage - WTEF



*June data not reconciled to date
ISO Week

Weekly Total Tonnage Comparison - 2019 vs 2020*

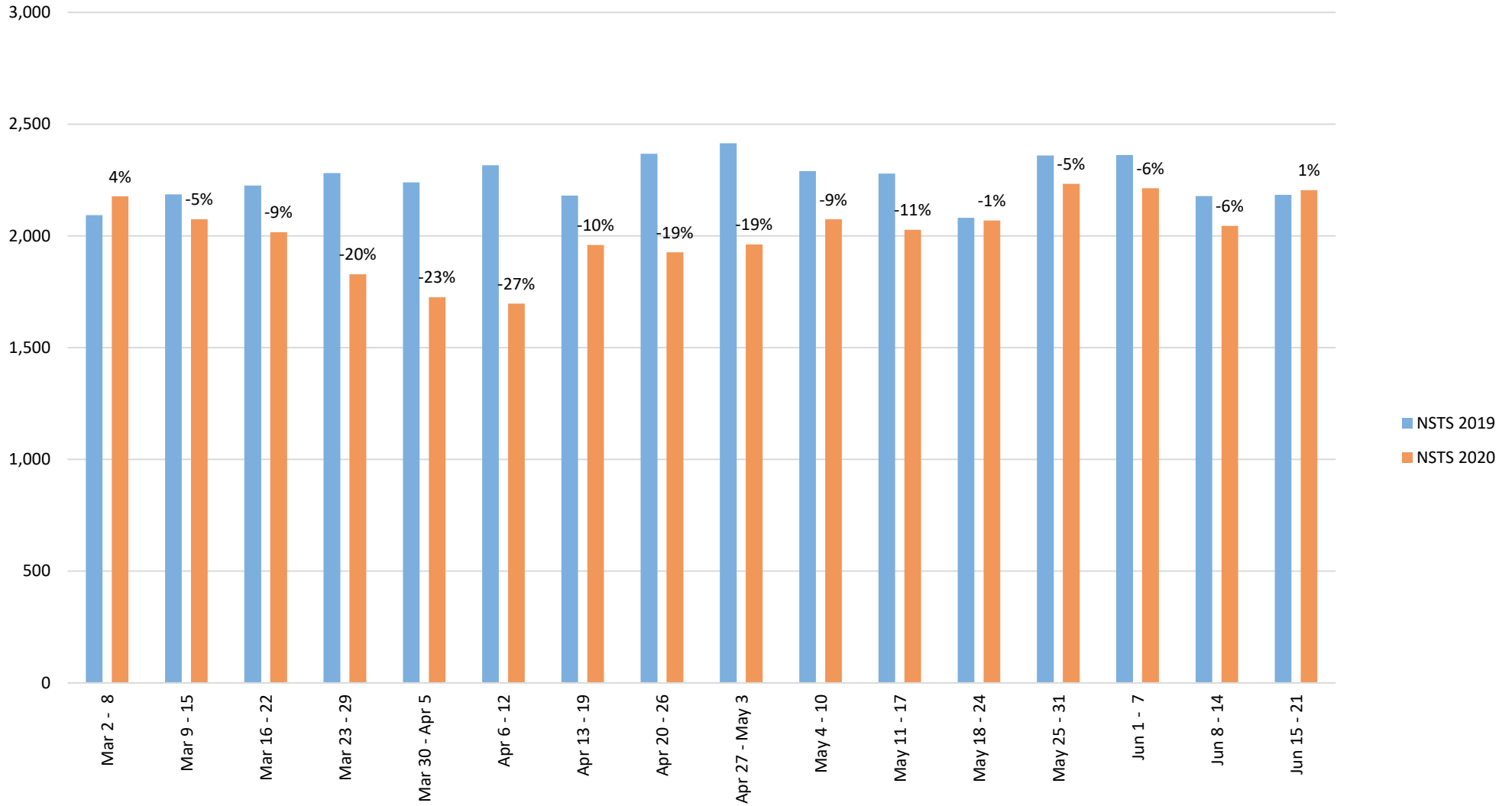
Garbage - CTS



*June data not reconciled to date
ISO Week

Weekly Total Tonnage Comparison - 2019 vs 2020*

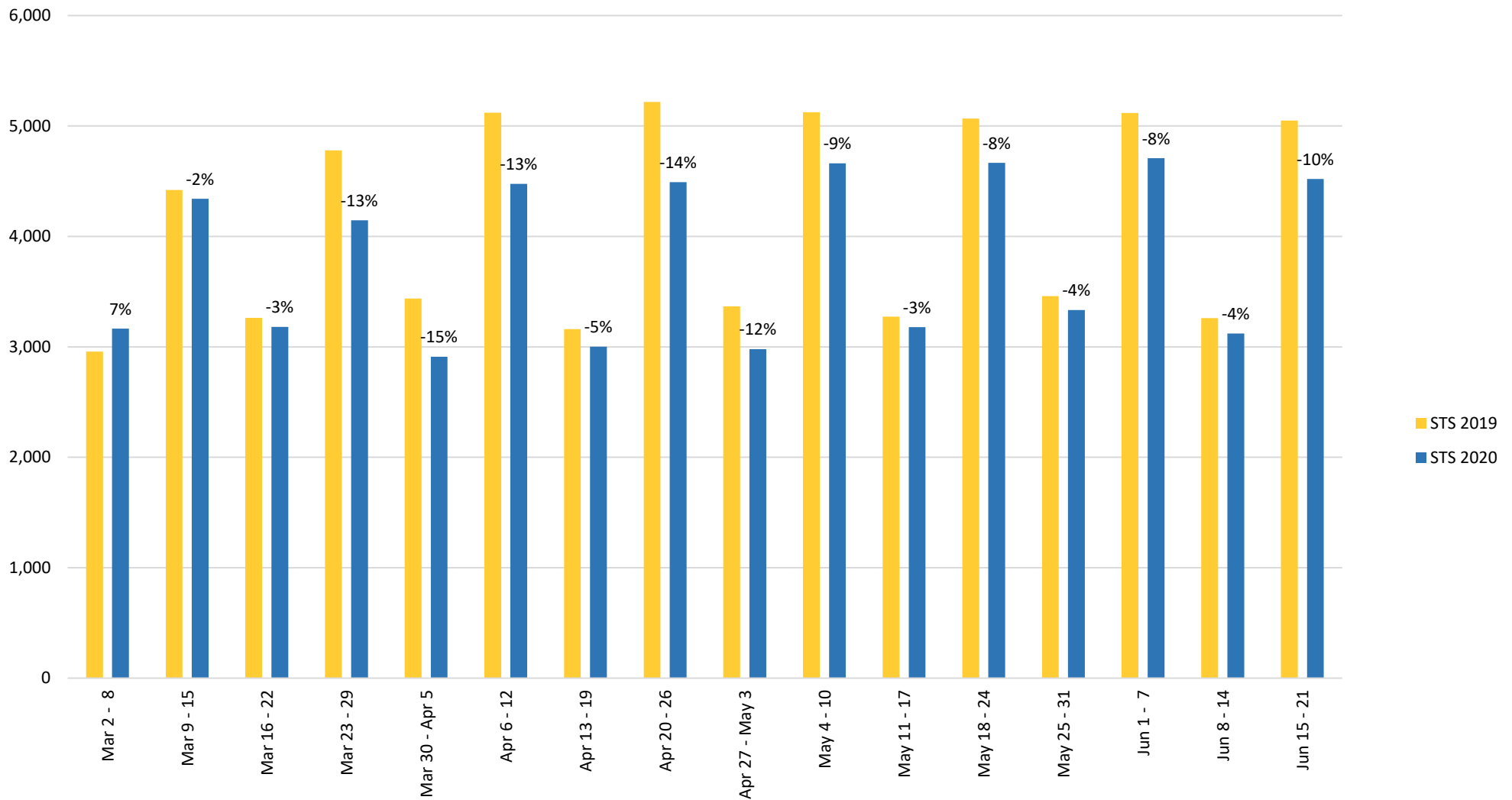
Garbage - NSTS



*June data not reconciled to date
ISO Week

Weekly Total Tonnage Comparison - 2019 vs 2020*

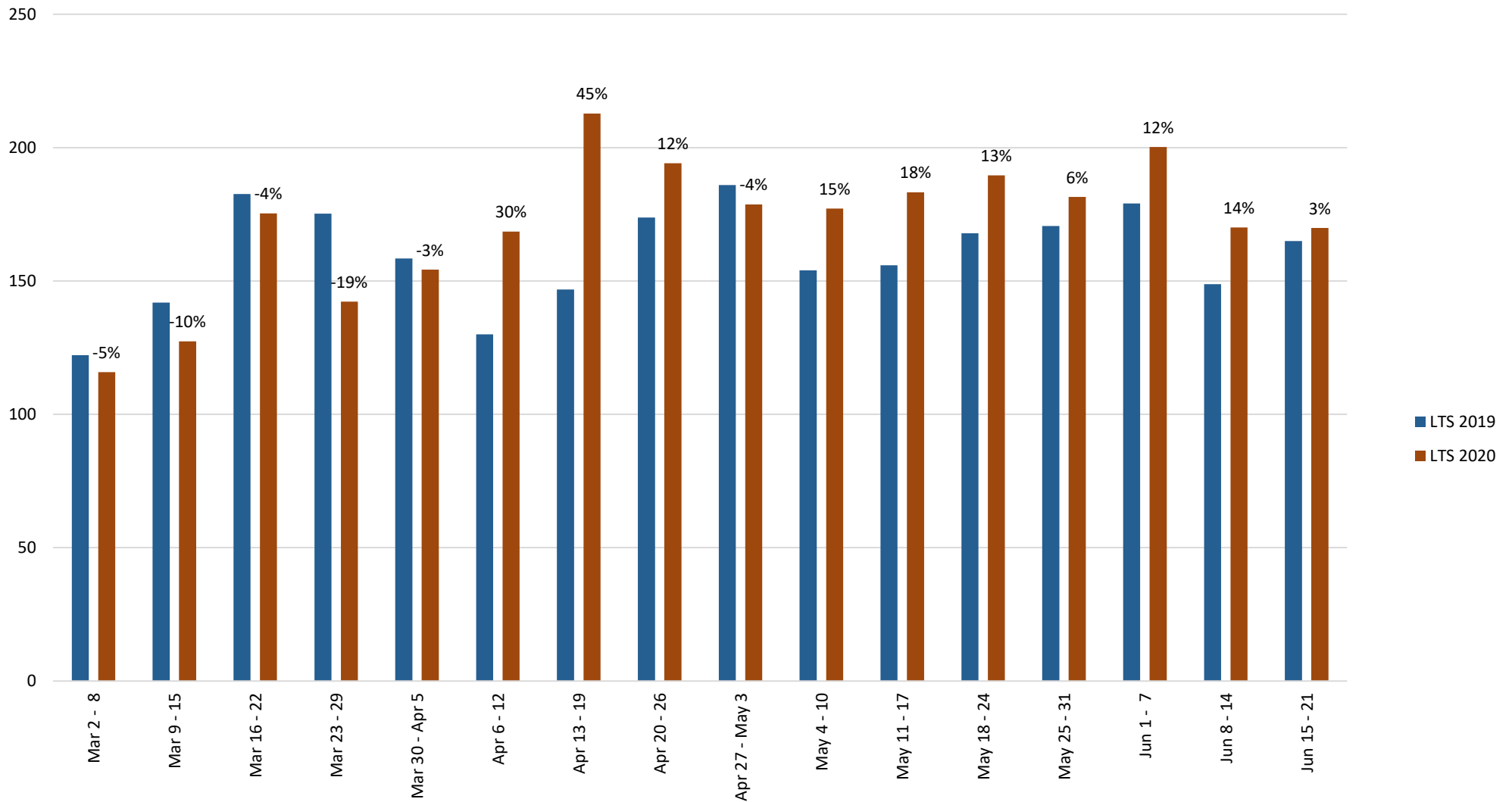
Garbage - STS



*June data not reconciled to date
ISO Week

Weekly Total Tonnage Comparison - 2019 vs 2020*

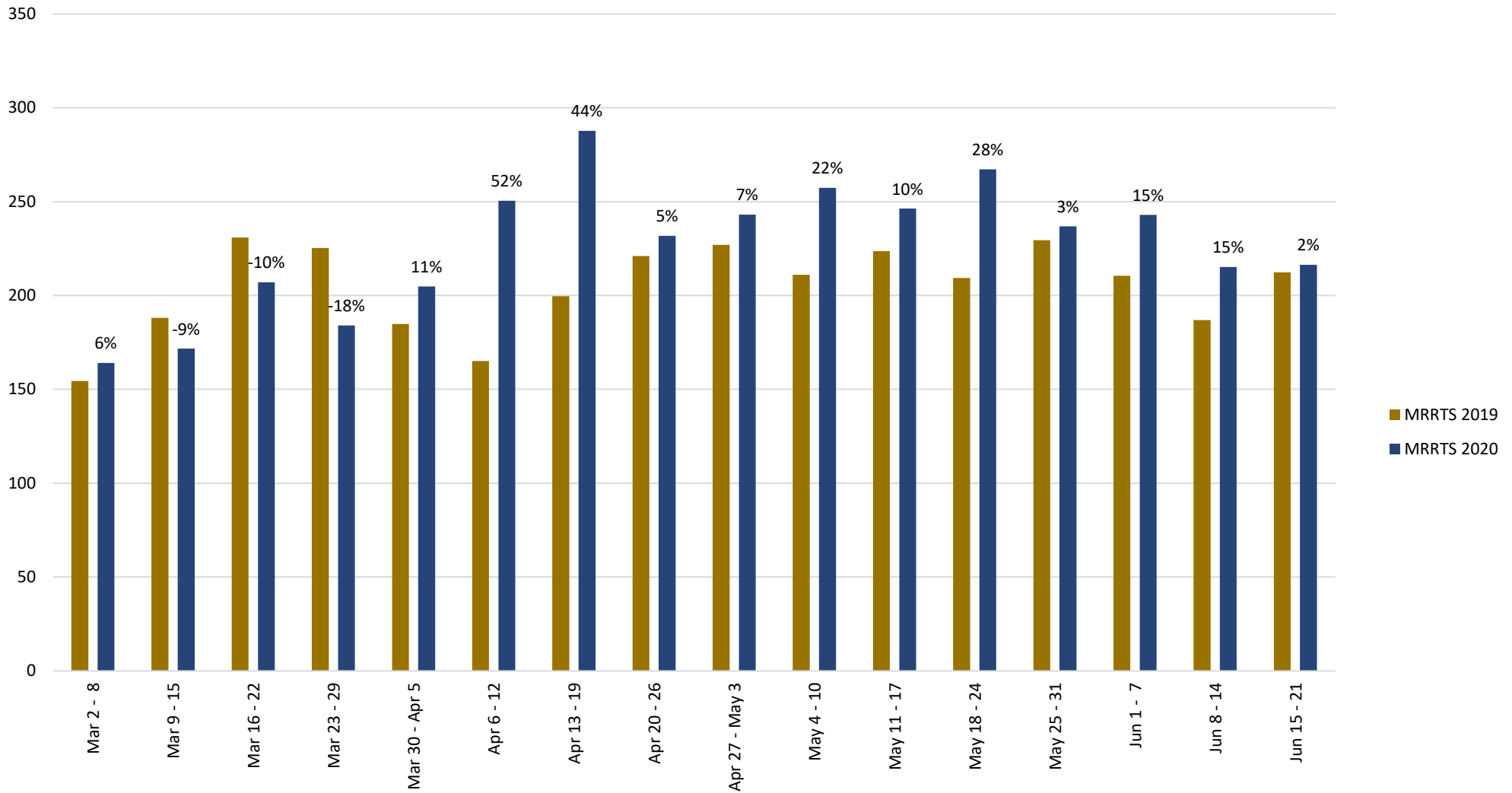
Garbage - LTS



*June data not reconciled to date
ISO Week

Weekly Total Tonnage Comparison - 2019 vs 2020*

Garbage - MRRTS



*June data not reconciled to date
ISO Week

WMABC – Metro Vancouver COVID-19 Discussion

Wednesday, June 24, 2020

2:00 pm – 3:00 pm

ZOOM meeting – Online/Phone

Attendees

WMABC: Lori Bryan, Grant Hankins, David Millman. Not in attendance: Josh JansenVandorn, Noel Massey

City of Vancouver: Albert Shames. Not in attendance: Lynn Belanger, Chris Underwood, Chris Dodd, Brennan Sharma

City of Surrey: Not in attendance: Harry Janda

Metro Vancouver: Paul Henderson, Chris Allan, Sarah Evanetz, Stephanie Liu

AGENDA

1. MV Facility Operational Updates

a. Waste-to-Energy Facility Turnaround Times (Attachment 1)

- Inquiry about 3rd door at WTEF. Any options or solutions? can't get to 3rd door cause everything gets choked up
- Turnaround times area good so far and not hearing major issues so hopefully it's ok
- Continue to look at traffic flow patterns
- Cranes are up for replacement next year in our capital plan – it's a current weak point as they're at end of life so when there are crane issues there is big impact on moving trucks through if we have issues moving tonnages away from the doors

Action Item:

- Metro Vancouver to notify WMABC if stores restart accepting electronics (e.g. London Drugs), so she can tweet it out. – **Complete – sent email on June 24 explaining Best Buy restarted their program and Salvation Army is accepting electronics. Mvrecycles.org. Will notify if we hear from London Drugs in the future**

b. Disposal ban surcharge data (Attachment 2)

- Electronics quite a bit higher (81!).
- Lori Bryan expressed concern around this
- Moving a waste comp study scheduled for end of year, to September instead, to see if there is actual change. Waste comp will tell whether there are actually more electronics in the waste stream.

c. Waste flows – including Metro Vancouver and City of Vancouver facility data (Attachment 3)

- Questions on why the city of Vancouver data is so different from MV data?
- Last year had demo garbage from one company which is not going in to Vancouver anymore.



- VLF it's demo garbage that is the difference
- Vancouver Transfer station – erosion of commercial tonnages – lower than last year. Been a challenge and not sure what it's attributed to other than people hauling it to different places
- Next meeting: will pull out VLF separate from transfer station) so you get rid of the skew from that demo waste. Big drop in VLF. The demo garbage they think is now going to the Fraser Valley – it's residual for sure, not being recovered at ecowaste.
- Question about predicting waste volumes as we go into phase 3 – hard to know. Expecting rebound over time but not sure how long that would take. Depends how comfortable ppl are to re

2. City of Vancouver Operational Updates

3. Curbside Collection Program Updates

4. Hauler contact database update/maintenance process

- Smaller operations – same contact for multiple categories
- For larger operations like waste managements you will have all 3 different contacts
- Finance is possibly going to b head office, not a local office.
- Grant agrees with Lori
- What's the best way to request the information? Send to our entire database of 300 contacts? What's the most appropriate?
 - o If you send out 300 emails, you won't get 300 responses. Otherwise contact should be updated mostly.
 - o Good idea to send out to all contacts and do a scrub
 - o Tell them on every single one we're trying to consolidate it. Only one person
 - o Just changes? Or start fresh.

Action item:

- o **Do a tailored email and say here's the contact we have for these things, and tell us if this is accurate, etc. This is the best way even though it's a lot of work. Will probably get a better response this way. Here are the types of things we're providing information on. Here is who we have now, tell us if that's right. And a mechanism to keep it up to date.**
- o **WMABC would continue to be an audience when we send notices out.**
- o **A lot of companies have a general mail box rather than a contact person as there is turnover, so it's obsolete as soon as you put it together. Everyone is monitoring the general email addresses if they have them – majority of companies have them. We could say "put generic email address if that's the best approach".**
- o **Try to get the update done as we gear up for SWMP process**

5. Facility Naming Survey: <http://www.metrovancouver.org/services/solid-waste/garbage-recycling/transfer-stations/solid-waste-facilities-naming-options>

- Who to send it to
- **Send to hauler database. Lori will send it as well to WMABC**

Next Meeting: To be confirmed

Attachments:

1. Waste-to-Energy Facility Turnaround Times
2. Disposal Ban Surcharge Data
3. Waste Flows

WMABC – Metro Vancouver – Vancouver – Surrey Discussion

Thursday, July 16, 2020

10:30 am – 11:30 am

ZOOM meeting – Online/Phone

Attendees

WMABC: Lori Bryan, Grant Hankins, David Millman, Josh JansenVandorn, Noel Massey

City of Vancouver: Albert Shames, Lynn Belanger, Chris Underwood

City of Surrey: Harry Janda

Metro Vancouver: Paul Henderson, Chris Allan, Sarah Evanetz, Stephanie Liu

AGENDA

1. MV Facility Operational Updates
 - a. Waste-to-Energy Facility Turnaround Times (Attachment 1)
 - b. Disposal ban surcharge data (Attachment 2)
 - c. Waste flows – including Metro Vancouver and City of Vancouver facility data (Attachment 3)
2. City of Vancouver Operational Updates
3. Curbside Collection Program Updates
4. Text message notification system update
5. Survey – Assessment of the Regional Solid Waste System
 - 35 responses (25 from waste haulers)

Next Meeting: To be confirmed

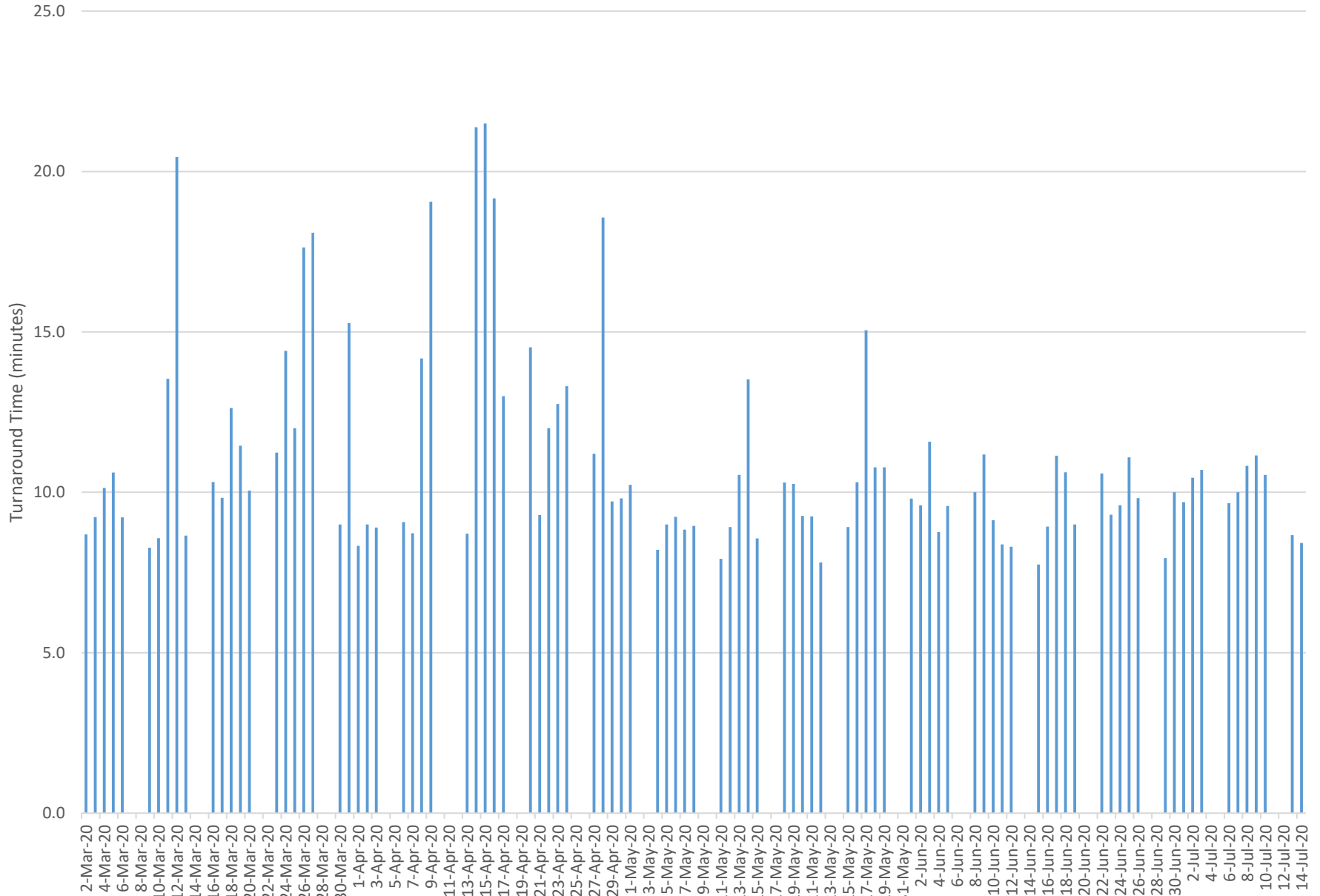
Attachments:

1. Waste-to-Energy Facility Turnaround Times
2. Disposal Ban Surcharge Data
3. Waste Flows

40326946



WTEF Turnaround Time (10 am - 3 pm)

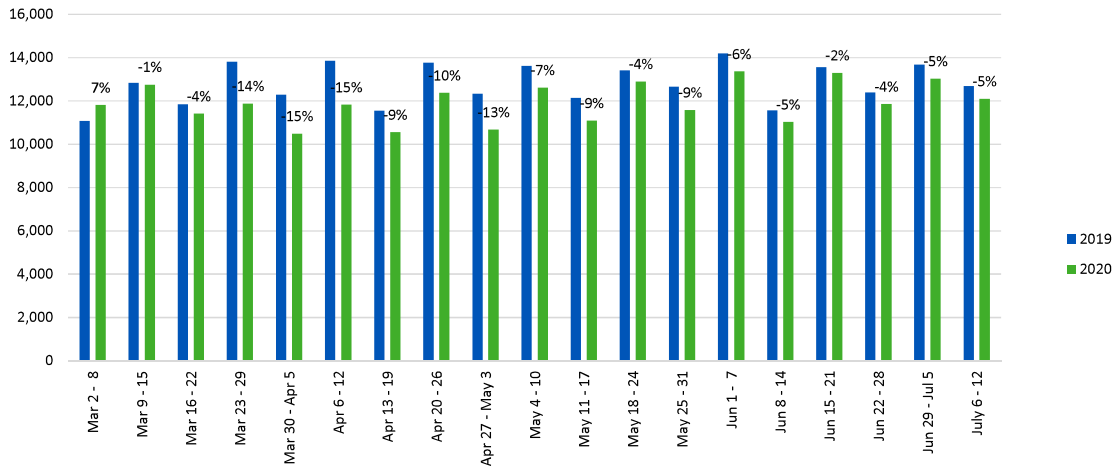


Metro Vancouver Disposal Ban Surcharges												
Banned Material Type	Surcharges Per Week*											
	Historic Weekly Average Jul 3, 2019 – Mar 3, 2020 (Commercial loads in brackets)	Apr 29-May 5, 2020 (Commercial Loads in brackets)	May 6-12, 2020 (Commercial Loads in brackets)	May 13-19, 2020 (Commercial Loads in brackets)	May 20-26, 2020 (Commercial Loads in brackets)	May 27-June 2, 2020 (Commercial Loads in brackets)	June 3-9, 2020 (Commercial Loads in brackets)	June 10-16, 2020 (Commercial Loads in brackets)	June 17-23, 2020 (Commercial Loads in brackets)	June 24-30, 2020 (Commercial Loads in brackets)	July 1-7, 2020 (Commercial Loads in brackets)	July 8-14, 2020 (Commercial Loads in brackets)
Antifreeze & Containers	0 (0)	0 (0)	0 (0)	0 (0)	0 (0)	0 (0)	0 (0)	0 (0)	0 (0)	1 (1)	0 (0)	0 (0)
Agricultural Waste	0 (0)	0 (0)	0 (0)	0 (0)	0 (0)	0 (0)	0 (0)	0 (0)	0 (0)	0 (0)	0 (0)	0 (0)
Automobile Waste	0 (0)	0 (0)	0 (0)	1 (1)	1 (1)	0 (0)	0 (0)	0 (0)	0 (0)	0 (0)	0 (0)	0 (0)
Beverage Containers >5%	0 (0)	0 (0)	0 (0)	0 (0)	0 (0)	0 (0)	0 (0)	0 (0)	0 (0)	1 (1)	0 (0)	0 (0)
Clean Wood >5%	3 (3)	2 (1)	3 (2)	7 (7)	4 (3)	7 (1)	5 (4)	11 (5)	2 (2)	3 (1)	1 (1)	5 (3)
Corrugated Cardboard >5%	21 (20)	21 (19)	20 (20)	19 (17)	18 (18)	16 (12)	31 (26)	26 (20)	11 (10)	21 (16)	13 (12)	16 (16)
Dusty Load	1 (1)	2 (2)	1 (1)	0 (0)	3 (3)	5 (5)	3 (3)	0 (0)	8 (7)	7 (5)	2 (2)	2 (2)
Electronics	32 (27)	53 (52)	40 (32)	55 (46)	62 (43)	48 (38)	49 (44)	32 (30)	81 (68)	63 (48)	52 (41)	70 (59)
EPS (Polystyrene Packaging) >20%	2 (2)	2 (2)	2 (1)	0 (0)	2 (1)	1 (1)	3 (3)	6 (3)	1 (1)	3 (1)	0 (0)	4 (2)
Food Waste >25%	4 (4)	3 (3)	2 (2)	4 (4)	3 (3)	5 (5)	4 (4)	6 (6)	6 (6)	4 (4)	5 (5)	13 (13)
Green Waste >5%	1 (0)	0 (0)	0 (0)	2 (2)	1 (0)	5 (2)	4 (1)	1 (1)	2 (1)	3 (1)	2 (0)	0 (0)
Gypsum	2 (1)	6 (6)	2 (2)	5 (5)	7 (4)	7 (3)	5 (3)	4 (2)	5 (4)	1 (1)	3 (3)	4 (4)
Hazardous Waste	0 (0)	0 (0)	0 (0)	0 (0)	0 (0)	0 (0)	0 (0)	2 (2)	1 (1)	0 (0)	0 (0)	0 (0)
Inert Filled	0 (0)	2 (0)	0 (0)	0 (0)	1 (0)	3 (0)	2 (0)	0 (0)	2 (0)	3 (1)	2 (0)	3 (0)
Large Containers < 205L	0 (0)	0 (0)	0 (0)	0 (0)	0 (0)	0 (0)	2 (2)	1 (1)	0 (0)	0 (0)	2 (2)	0 (0)
Liquid(s) or Sludge	0 (0)	0 (0)	0 (0)	0 (0)	0 (0)	0 (0)	1 (0)	1 (1)	0 (0)	0 (0)	0 (0)	0 (0)
Mattress	11 (7)	9 (7)	14 (12)	11 (9)	13 (9)	16 (10)	14 (11)	14 (10)	20 (15)	11 (6)	10 (6)	11 (10)
Mixed Recyclable Materials >5%	1 (1)	7 (7)	4 (4)	5 (5)	3 (3)	4 (4)	7 (7)	4 (4)	6 (6)	5 (5)	4 (4)	8 (8)
Oil, Oil Filters, and Oil Containers	1 (1)	0 (0)	1 (0)	3 (3)	3 (3)	2 (2)	1 (0)	2 (1)	3 (2)	2 (2)	1 (1)	3 (3)
Other Recyclable Containers >5%	0 (0)	0 (0)	0 (0)	0 (0)	0 (0)	0 (0)	0 (0)	0 (0)	1 (1)	0 (0)	0 (0)	0 (0)
Oversize Object	5 (4)	11 (9)	13 (12)	13 (11)	17 (17)	33 (33)	25 (22)	21 (17)	19 (18)	15 (12)	5 (3)	14 (6)
Paint	3 (3)	7 (7)	4 (2)	13 (10)	8 (5)	6 (3)	5 (3)	9 (6)	6 (5)	5 (3)	10 (8)	6 (6)
Propane Tank	0 (0)	0 (0)	0 (0)	5 (5)	1 (0)	1 (1)	2 (1)	0 (0)	3 (2)	1 (1)	1 (1)	3 (3)
Recyclable Paper >5%	1 (1)	1 (1)	0 (0)	1 (1)	4 (4)	1 (1)	1 (0)	0 (0)	2 (2)	0 (0)	3 (2)	2 (2)
Residual Products	0 (0)	0 (0)	0 (0)	0 (0)	0 (0)	0 (0)	0 (0)	0 (0)	0 (0)	0 (0)	0 (0)	0 (0)
Solvents & Flammable Liquids	1 (1)	0 (0)	0 (0)	2 (2)	0 (0)	1 (1)	1 (1)	1 (1)	1 (1)	0 (0)	0 (0)	1 (1)
Tires	3 (2)	5 (5)	4 (4)	2 (2)	5 (5)	5 (4)	8 (5)	3 (3)	4 (3)	2 (2)	5 (5)	2 (2)
Wire, Hosing, Rope, or Cable >1m	1 (1)	0 (0)	2 (1)	2 (2)	3 (3)	0 (0)	2 (2)	2 (2)	3 (3)	13 (9)	13 (9)	8 (6)
Worksafe Hazard Material	0 (0)	1 (1)	0 (0)	0 (0)	0 (0)	0 (0)	0 (0)	0 (0)	1 (1)	0 (0)	0 (0)	1 (1)
Total Per Week	95 (79)	132 (122)	112 (95)	150 (132)	159 (125)	166 (126)	175 (142)	146 (115)	188 (159)	164 (120)	134 (105)	176 (147)

* Data has not been reconciled.

Weekly Total Tonnage Comparison - 2019 vs 2020*

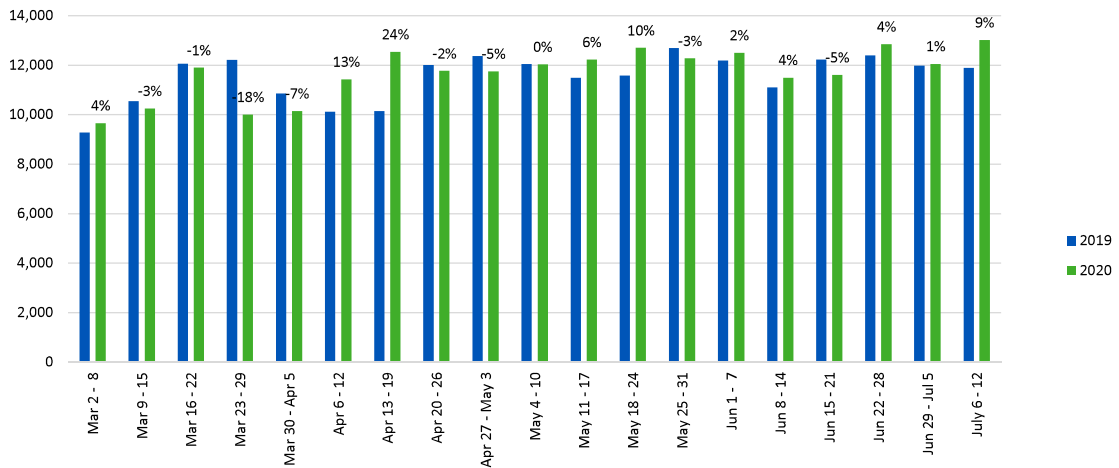
Garbage - WTEF, STS, LTS, MRRTS, CTS, NSTS



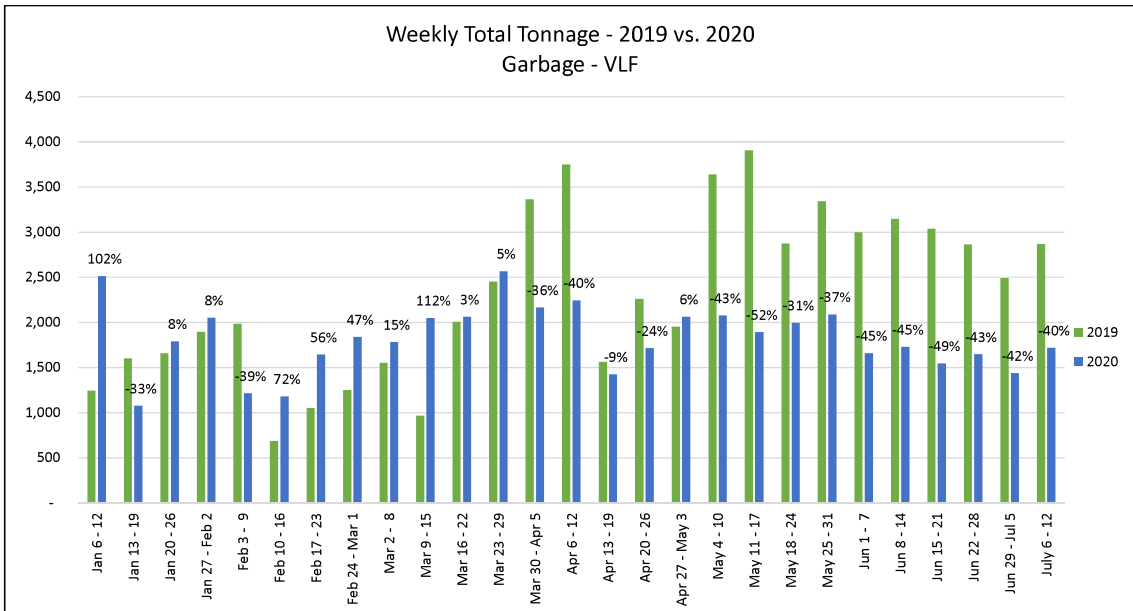
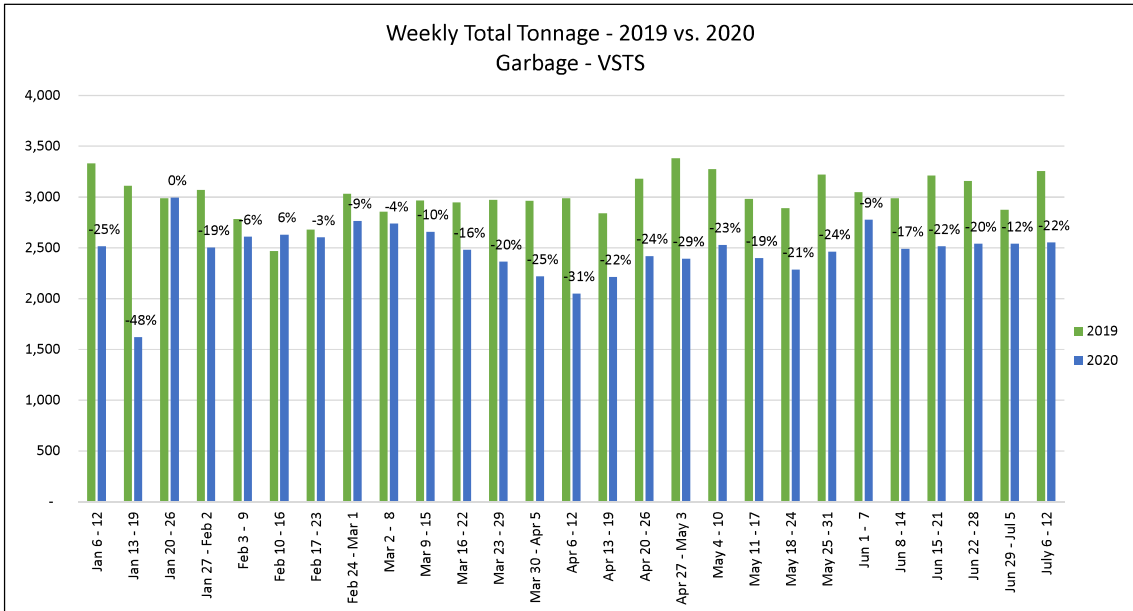
*July data not reconciled to date ISO Week

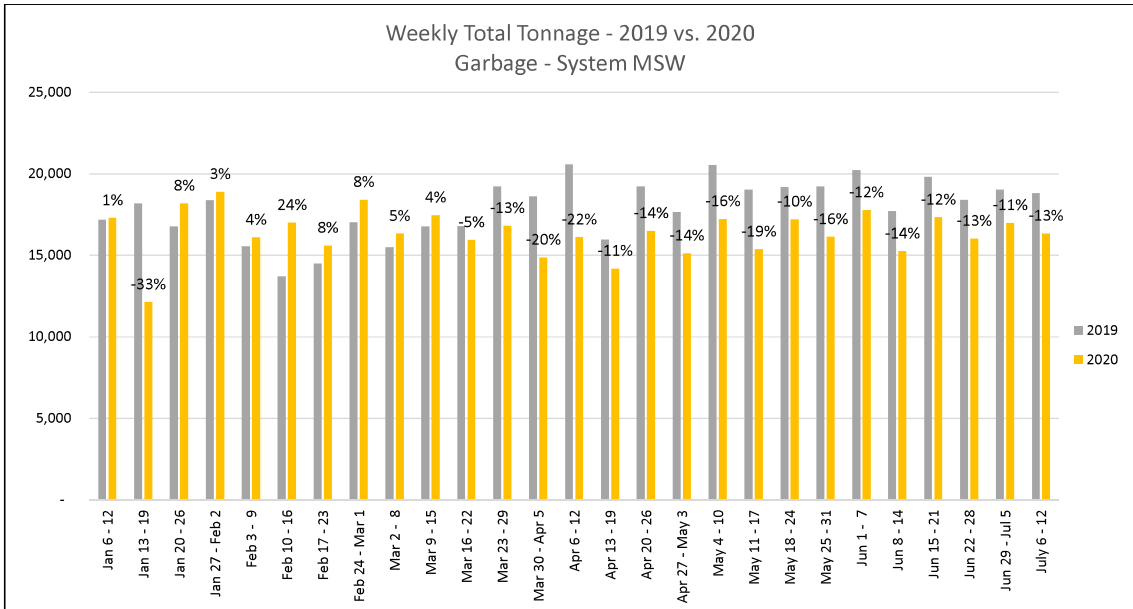
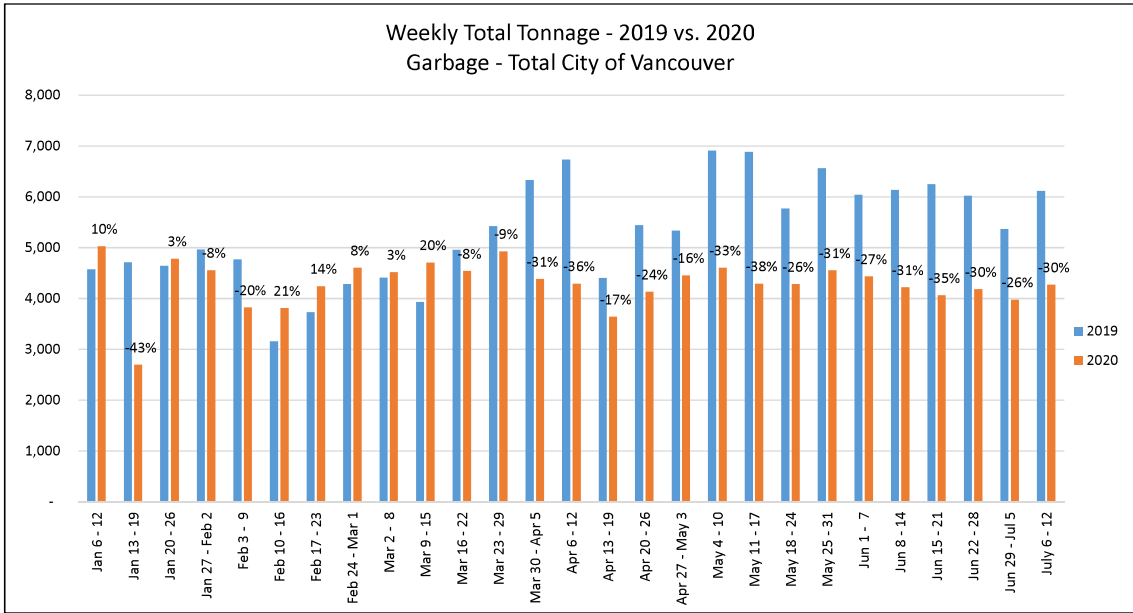
Weekly Total Loads Comparison - 2019 vs 2020*

Garbage - WTEF, STS, LTS, MRRTS, CTS, NSTS



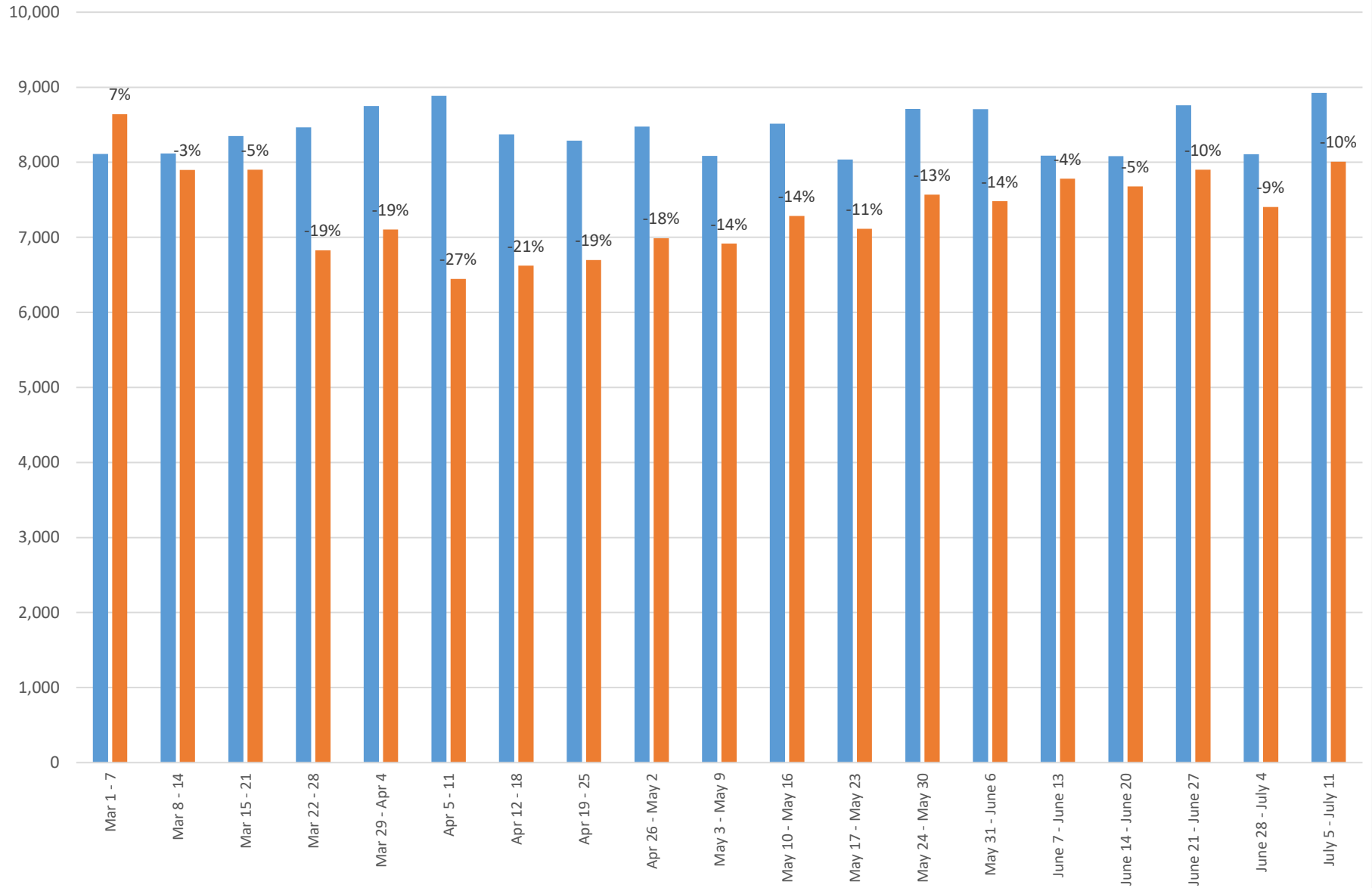
*July data not reconciled to date ISO Week





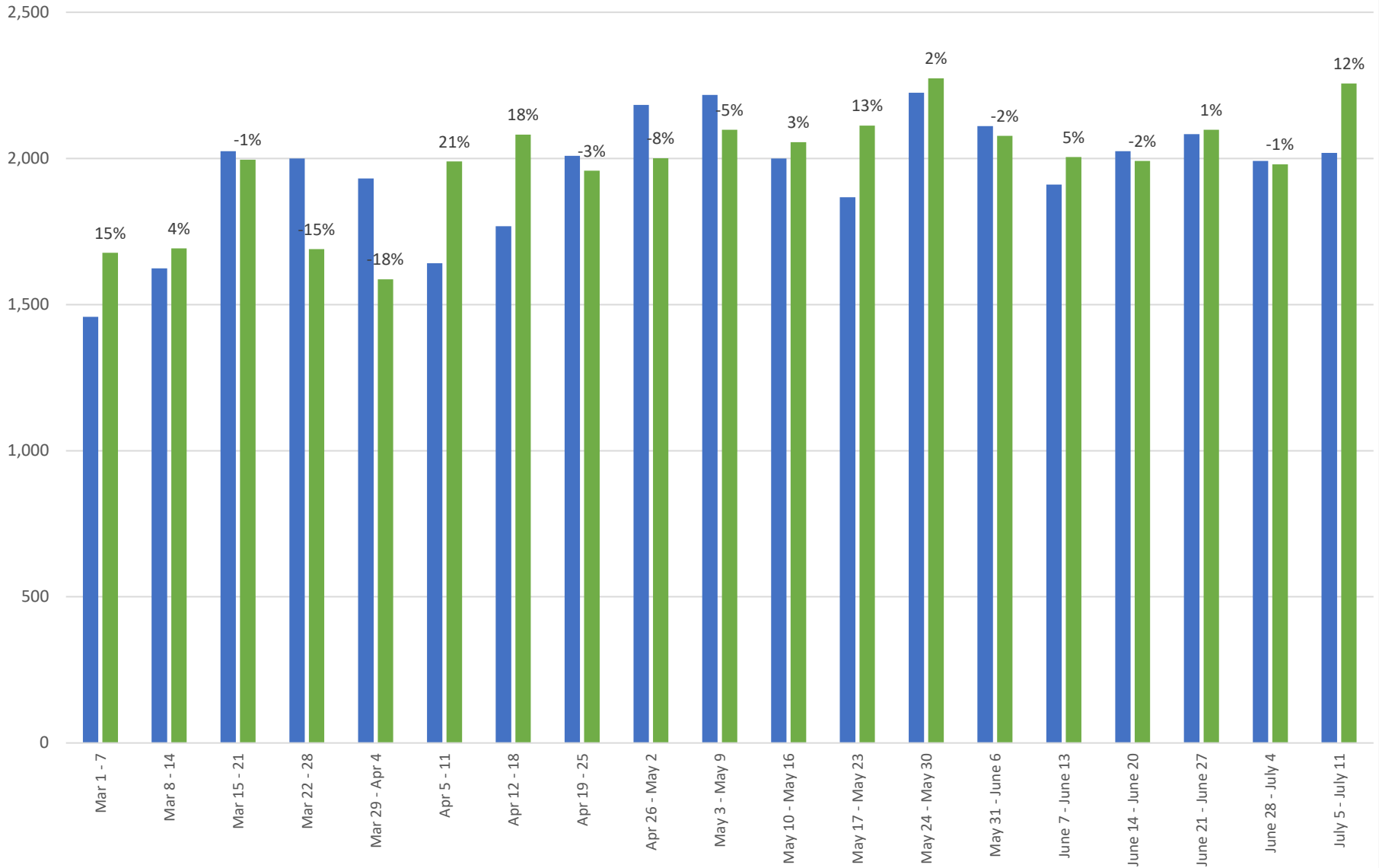
Commercial (Account Customer) Weekly Tonnage

COM 2019 COM 2020



Non-Account Customer Weekly Tonnage

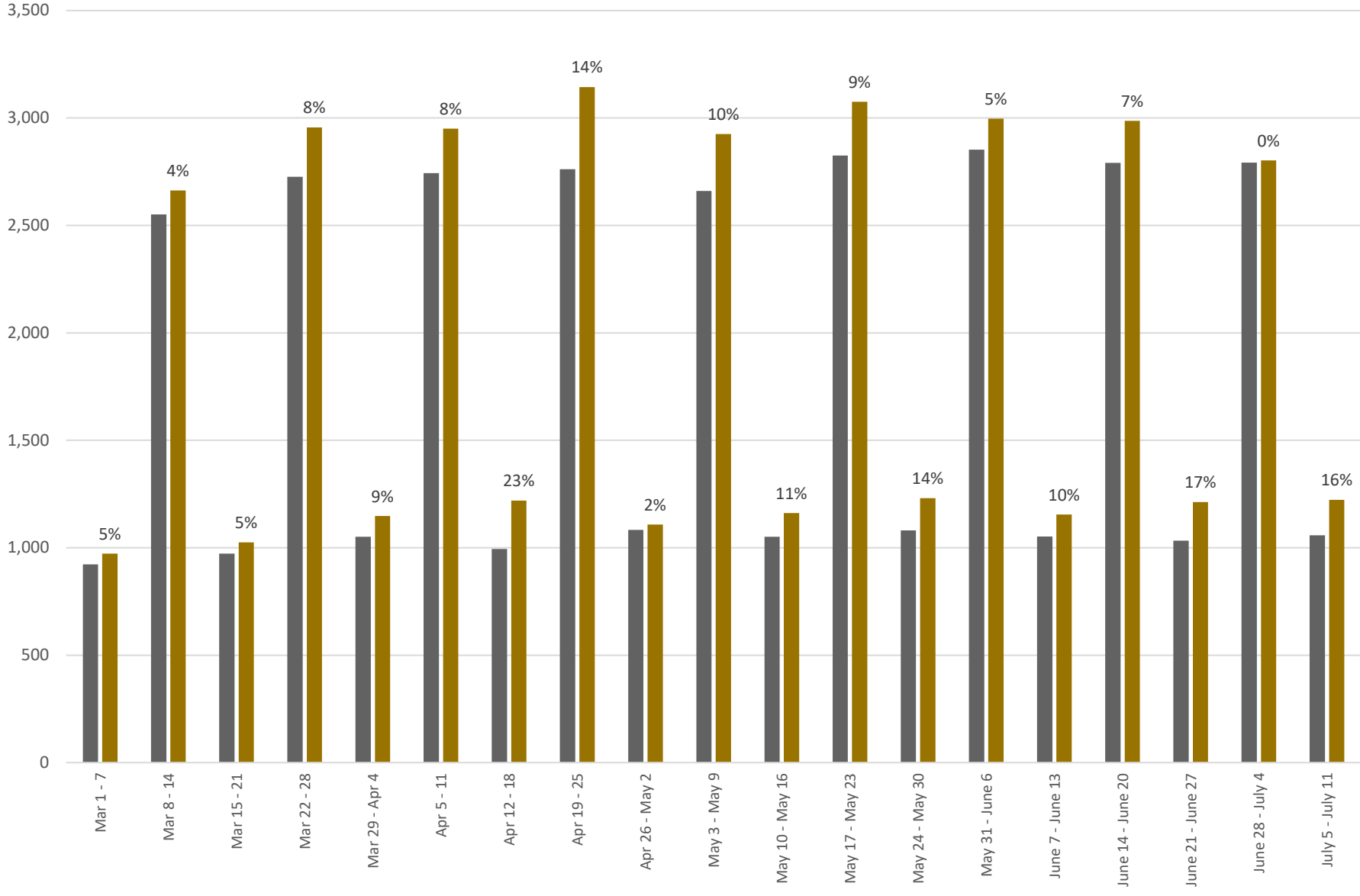
RES 2019 RES 2020



Single Family Curbside Weekly Tonnage

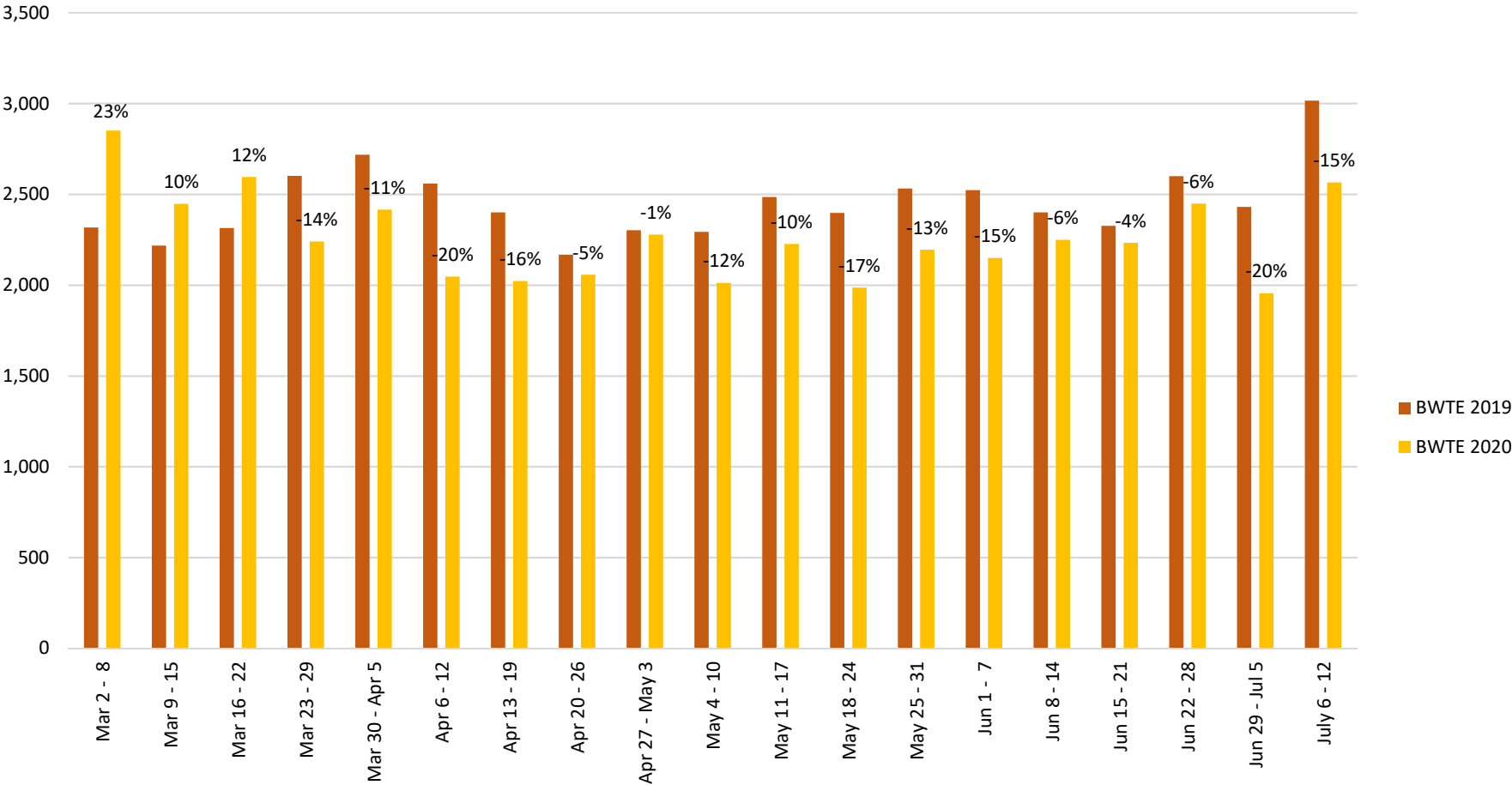
■ MUN - Curbside 2019 ■ MUN - Curbside 2020

*Hauled by Commercial & Municipal vehicles



Weekly Total Tonnage Comparison - 2019 vs 2020*

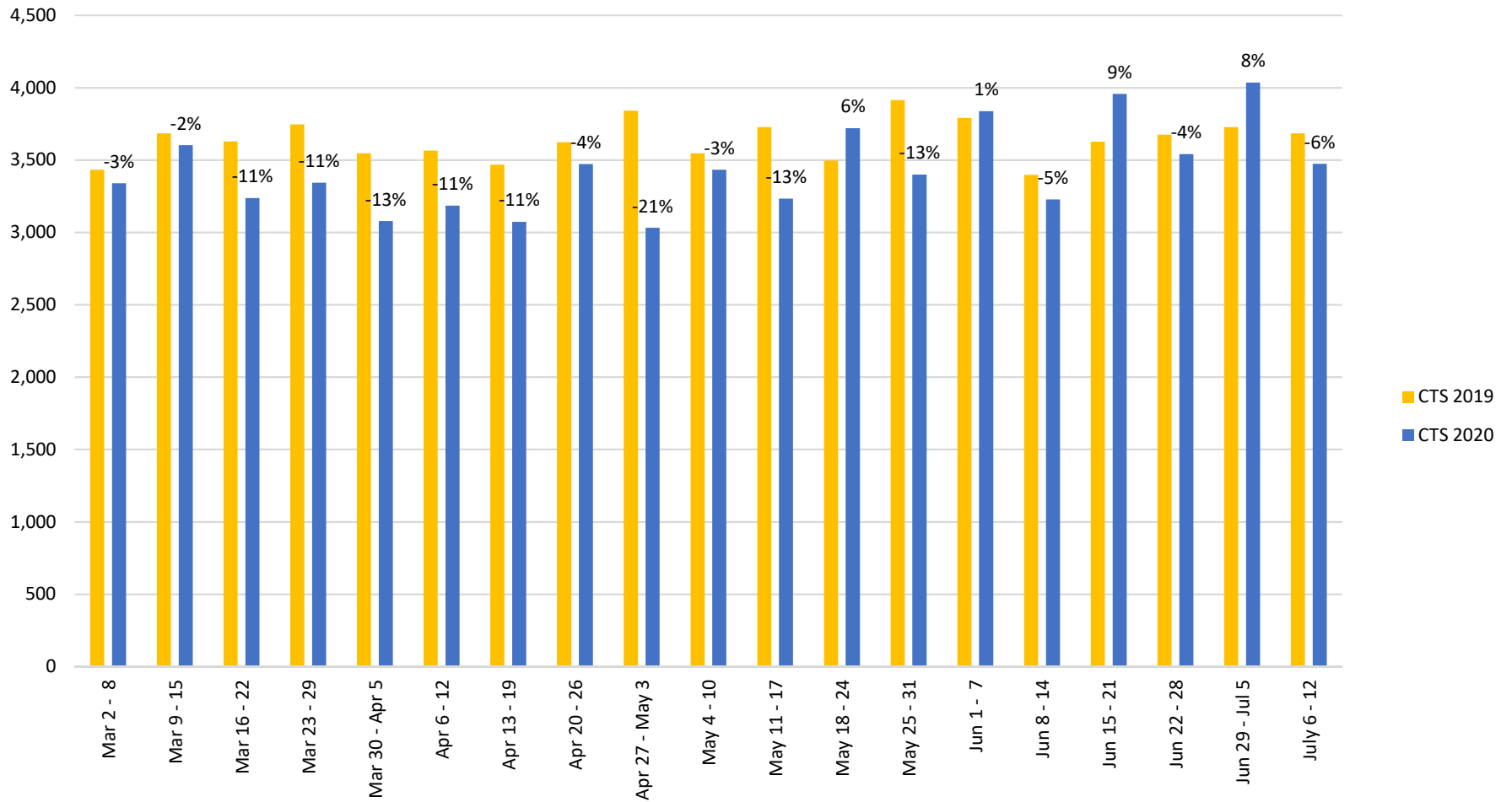
Garbage - WTEF



*July data not reconciled to date ISO Week

Weekly Total Tonnage Comparison - 2019 vs 2020*

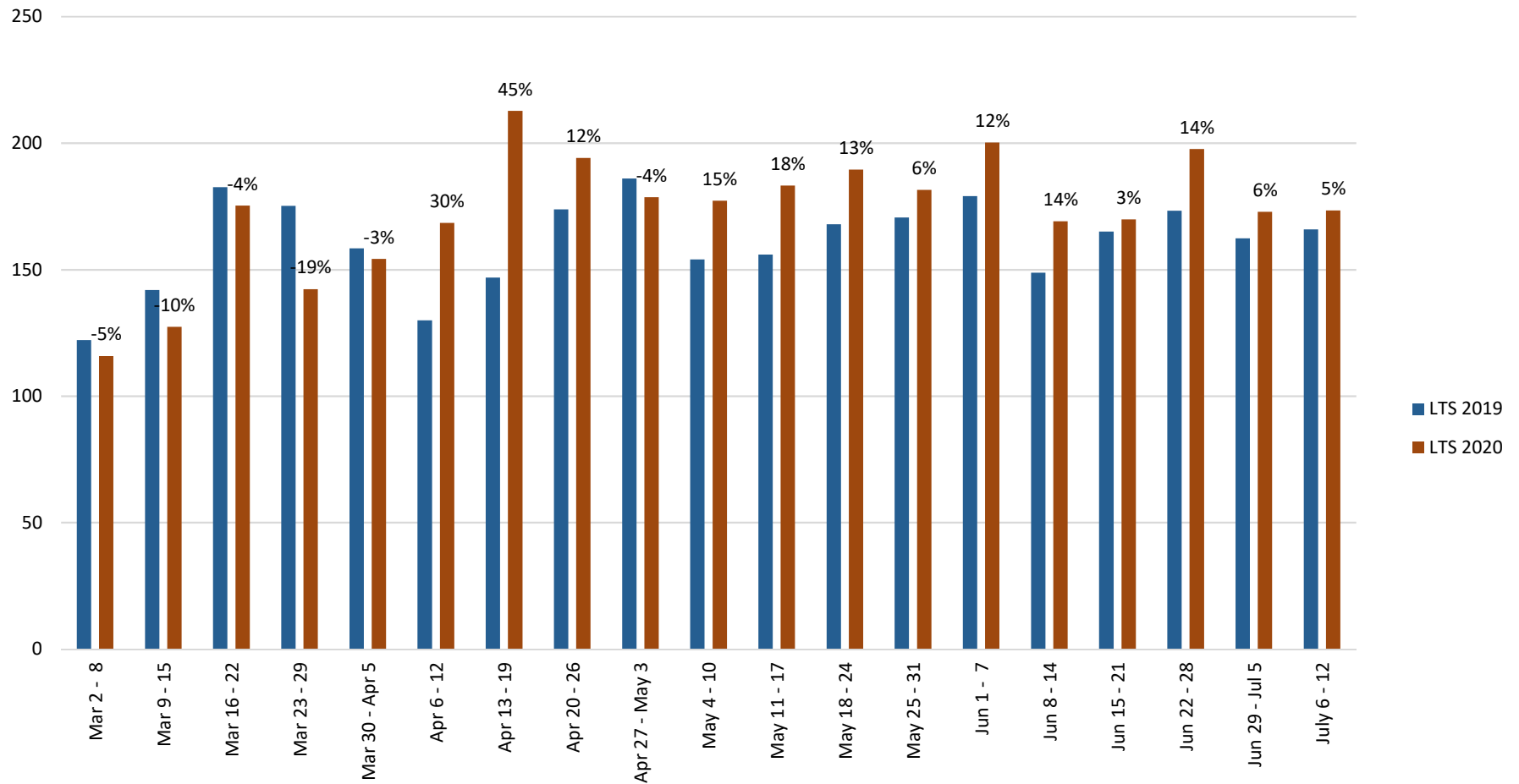
Garbage - CTS



*July data not reconciled to date
ISO Week

Weekly Total Tonnage Comparison - 2019 vs 2020*

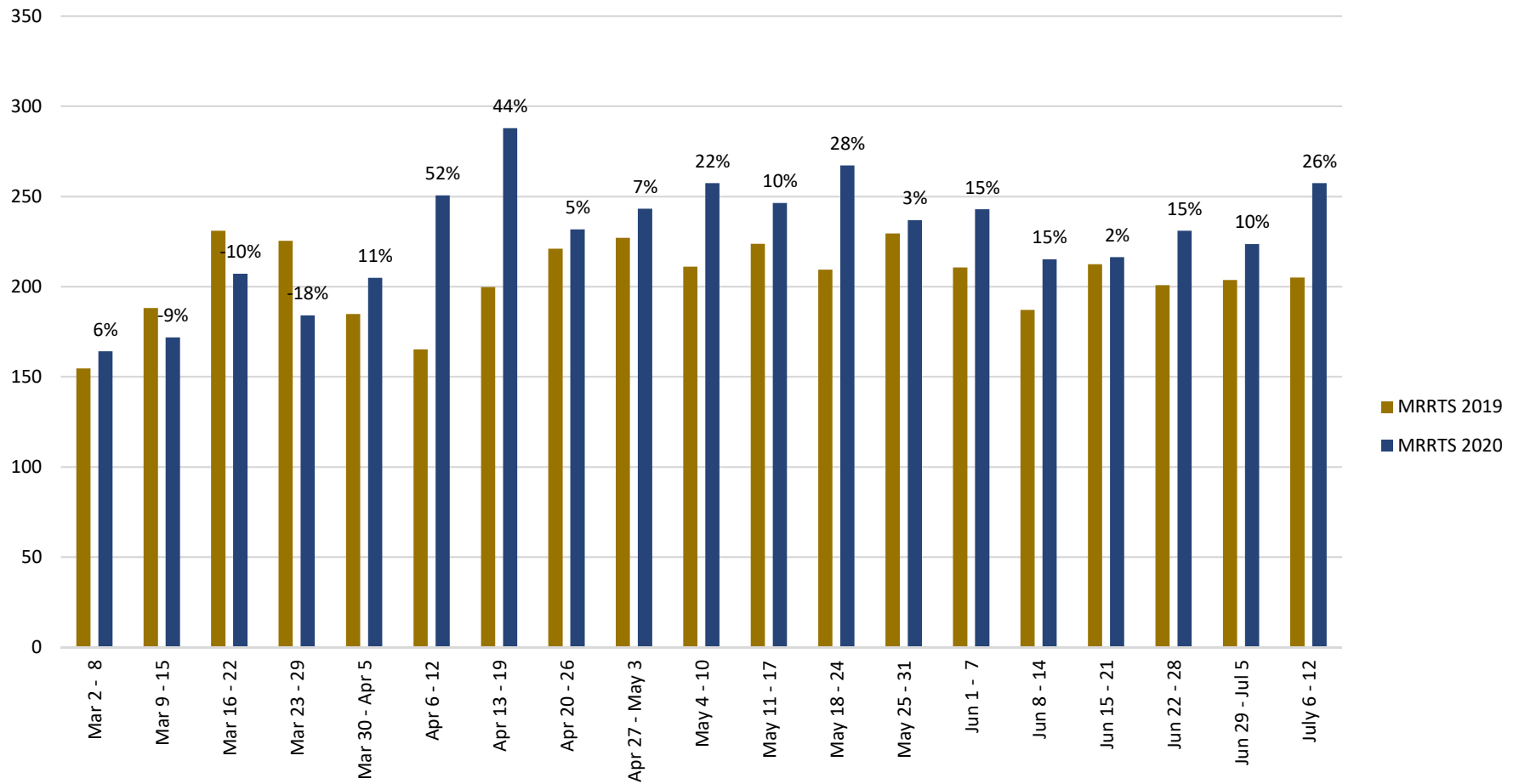
Garbage - LTS



*July data not reconciled to date
ISO Week

Weekly Total Tonnage Comparison - 2019 vs 2020*

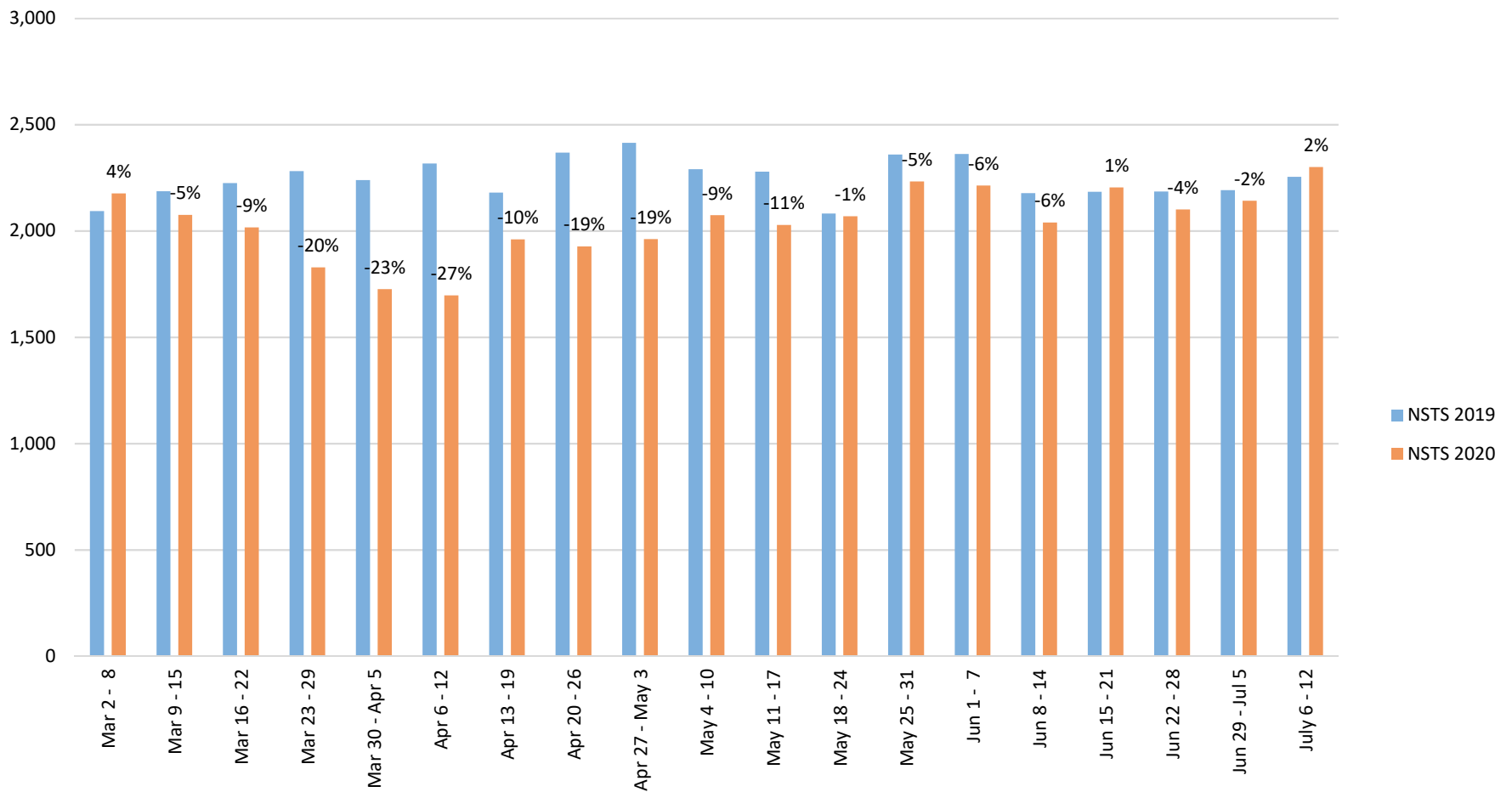
Garbage - MRRTS



*July data not reconciled to date
ISO Week

Weekly Total Tonnage Comparison - 2019 vs 2020*

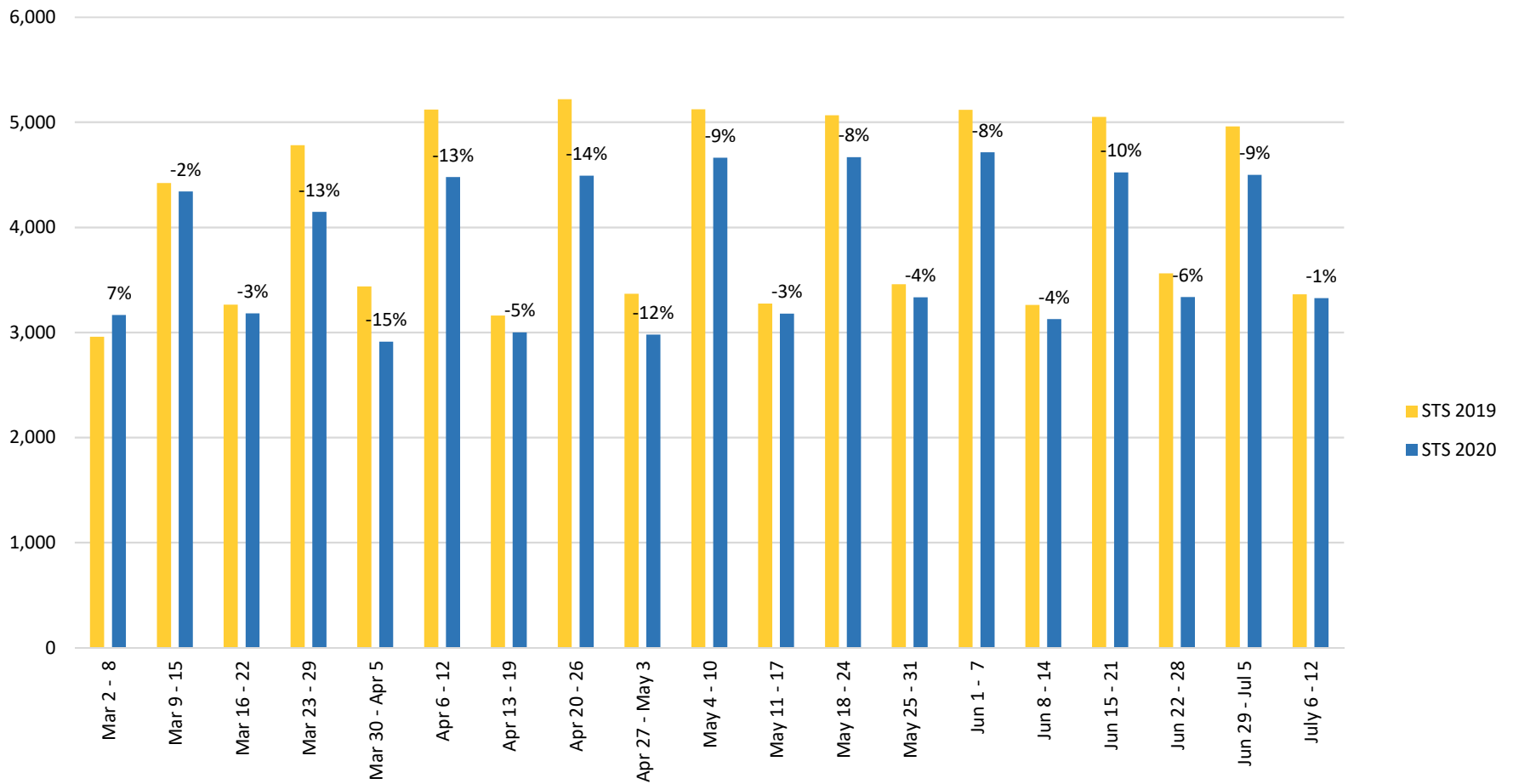
Garbage - NSTS



*July data not reconciled to date
ISO Week

Weekly Total Tonnage Comparison - 2019 vs 2020*

Garbage - STS



*July data not reconciled to date
ISO Week

WMABC – Metro Vancouver – Vancouver – Surrey Discussion

Thursday, July 16, 2020

10:30 am – 11:30 am

ZOOM meeting – Online/Phone

Attendees

WMABC: Lori Bryan, Grant Hankins, David Millman, Josh JansenVandorn, Noel Massey

City of Vancouver: Chris Dodd

City of Surrey: Harry Janda - should we ask if he still wants to be included?

Metro Vancouver: Paul Henderson, Chris Allan, Sarah Evanetz, Stephanie Liu

AGENDA

1. MV Facility Operational Updates

a. Waste-to-Energy Facility Turnaround Times (Attachment 1)

- Looking good other than occasional day with blips – recently where the plant went down for fair portion of the day. Number of issues with steam supply and trips; took a while to rectify. Sent messaging with SMS but had glitches and looking at switching providers. Upcoming: putting a notice tomorrow (Friday) 4am-10am closure. Email sent yesterday and SMS this morning but none of us have received it

b. Disposal ban surcharge data (Attachment 2)

- Electronics continues to stand out in the waste stream
- Social media out on importance of keeping batteries/electronics out of garbage
- Working with ERL to come up with ERL graphic and messaging to coordinate with product stewards
- Lori Bryan question – she hasn't seen any advertisements for electronic – Return-it TV ads but a lot of people are watching Netflix instead. Thoughts on radio ads or other avenues? – open to exploring it. Working through plans and will check back in on approaches.
- Noel wants us to do something similar with electronics as we've done with the bag it bin it communications – Sarah said it was mostly a social media based campaign but it got earned media where it got picked up by local news so that's why it was super effective. Might look to a similar approach.

Action Items:

- Metro Vancouver to report back with a proposed approach for further communication and outreach on keeping batteries and electronics out of the garbage
- ##### c. Waste flows – including Metro Vancouver and City of Vancouver facility data (Attachment 3)
- Seeing a difference between VSTS and the MV facilities (even with landfill removed) – but why



is the VSTS so much of a bigger impact (20% reduction from 2019)

- Maybe because the businesses/restaurants make a big part of the Vancouver network so may not generate as much garbage, or tie in to a coquitlam or surrey truck route and go to the other facilities. Maybe just that the downtown core is more impacted than the rest of the region.
- Noel – maple ridge – wants to know going into august/sept whether the 1 hour difference will come back – the 1 hour difference is making a huge difference for them – maple ridge/coq/poco area is breaking records in the amount of waste – everyone is just home more. **We never went to summer hours as usual on April 1 – Chris and Paul will talk about this.**

Action Item:

- Metro Vancouver to revisit the possibility of reinstating summer hours at transfer stations.
 - Non-account customers up 12% last week which is a lot more than bef
 - The graph is looking at garbage only (not other streams)
 - Yard trimmings too seasonal so not good indicator of covid impacts
 -

2. City of Vancouver Operational Updates

- Definitely see a waste decrease coming into VSTS
- Organics/yard trimmings continuing to be substantially higher than normal. 250-400tonnes/day. Bit of a surprise for us. 12-15% higher than usual.
- Increase in non-account customers/residents coming in, but tonnage is down
- Zero waste centre – continue to see 550-700customers/day. Increased over the past month as more people are getting out and about
- Issuing an RFP to restart collection of textiles – aim to start collecting by around September 1 at zero waste centre and the landfill
- Starting to look at how to safely resume acceptance of cash – will update when we start taking cash again
- Look at starting to accept new pieces of drywall again – safety procedures – hope to be up and running in next couple of weeks
- Staying open mon-weds for emterra to go to wtef. Outside of that, no other updates
- Completed paving at the landfill so should be less interruptions to vehicles coming on site right now
- Automated scales – we're about 90% there. Got some issues with rfid readers at landfill and same issues at VSTS due to different sizes/windows on trucks. IT team was pulled off the project 2 weeks ago so trying to get someone back in to finalize. Hopefully get kinks worked out in next month. Starting with MV trucks coming to landfill and sanitation trucks coming into the transfer station.
- Lineups at VSTS: hit and miss. Hired a consultant to do a traffic study. Working on couple of operational updates to help with mitigating traffic – extending some lanes and work like that.
 - Still have lineup issues at zero waste centre due to physical distancing (using every 2nd

stall instead of every stall)

-

3. Curbside Collection Program Updates

4. Text message notification system update

- Process of replacing it
- Appears to not be fixed due to a test we did this morning
- So will be going to a new provider
- Trying to schedule a demo with the provider asap. No concrete timeline yet but in discussions with the provider and will look at the functionality of it soon. **Will provide update on this when we have it.**
- It will be seamless – port numbers over into the new system. Will need to confirm this, but that is our wish and plan.

Action Items:

- Metro Vancouver provide further updates when available re: possibility of using a new service provider for the text message notification system.

5. Survey – Assessment of the Regional Solid Waste System

- 35 responses (25 from waste haulers)
- Will publish the responses when we have them. Right now starting the analysis still
- Thank Lori for pushing out the survey for us.

Action Items:

- Metro Vancouver will share survey results when available (Assessment of the Regional Solid Waste System survey for municipalities and waste hauling companies)

Next Meeting: To be confirmed – **July 30th at 3:30pm.**

Attachments:

1. Waste-to-Energy Facility Turnaround Times
2. Disposal Ban Surcharge Data
3. Waste Flows

WMABC – Metro Vancouver – Vancouver – Surrey Discussion

Thursday, July 30, 2020

3:30 am – 4:30 am

ZOOM meeting – Online/Phone

Attendees

WMABC: Lori Bryan, Grant Hankins, David Millman, Josh JansenVandorn, Noel Massey

City of Vancouver: Albert Shames, Chris Underwood, Lynn Belanger

City of Surrey: Harry Janda

Metro Vancouver: Paul Henderson, Chris Allan, Sarah Evanetz, Stephanie Liu

AGENDA

1. MV Facility Operational Updates
 - a. Waste-to-Energy Facility Turnaround Times (Attachment 1)
 - b. Disposal ban surcharge data (Attachment 2)
 - c. Waste flows (Attachment 3)
2. City of Vancouver Operational Updates
3. Curbside Collection Program Updates

Next Meeting: To be confirmed – in approximately 1 month

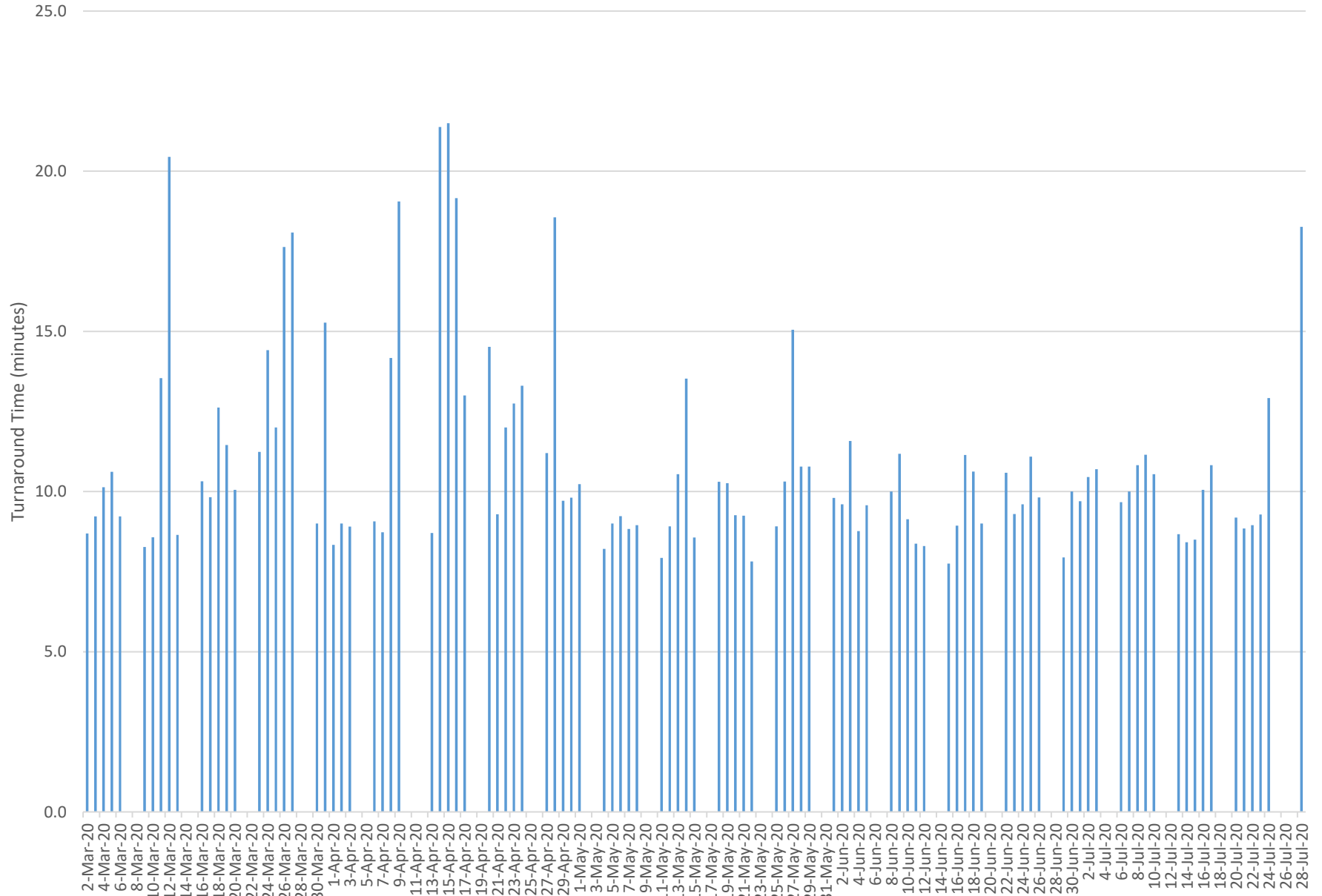
Attachments:

1. Waste-to-Energy Facility Turnaround Times
2. Disposal Ban Surcharge Data
3. Waste Flows

40578001



WTEF Turnaround Time (10 am - 3 pm)

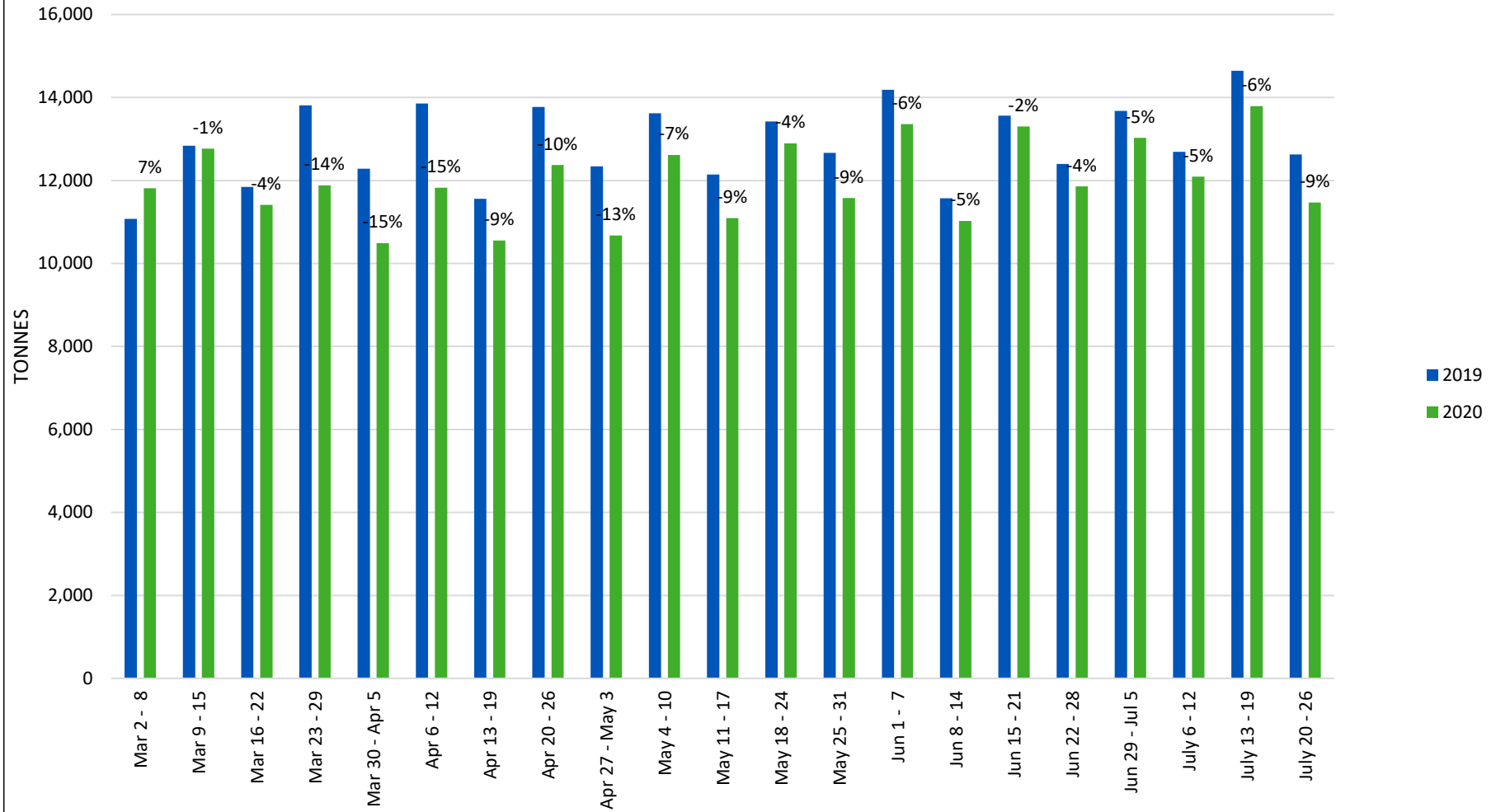


Metro Vancouver Disposal Ban Surcharges													
Banned Material Type	Surcharges Per Week*												
	Historic Weekly Average Jul 3, 2019 – Mar 3, 2020 (Commercial loads in brackets)	May 6-12, 2020 (Commercial Loads in brackets)	May 13-19, 2020 (Commercial Loads in brackets)	May 20-26, 2020 (Commercial Loads in brackets)	May 27-June 2, 2020 (Commercial Loads in brackets)	June 3-9, 2020 (Commercial Loads in brackets)	June 10-16, 2020 (Commercial Loads in brackets)	June 17-23, 2020 (Commercial Loads in brackets)	June 24-30, 2020 (Commercial Loads in brackets)	July 1-7, 2020 (Commercial Loads in brackets)	July 8-14, 2020 (Commercial Loads in brackets)	July 15-21, 2020 (Commercial Loads in brackets)	July 22-28, 2020 (Commercial Loads in brackets)
Antifreeze & Containers	0 (0)	0 (0)	0 (0)	0 (0)	0 (0)	0 (0)	0 (0)	0 (0)	1 (1)	0 (0)	0 (0)	0 (0)	0 (0)
Agricultural Waste	0 (0)	0 (0)	0 (0)	0 (0)	0 (0)	0 (0)	0 (0)	0 (0)	0 (0)	0 (0)	0 (0)	0 (0)	0 (0)
Automobile Waste	0 (0)	0 (0)	1 (1)	1 (1)	0 (0)	0 (0)	0 (0)	0 (0)	0 (0)	0 (0)	0 (0)	0 (0)	0 (0)
Beverage Containers >5%	0 (0)	0 (0)	0 (0)	0 (0)	0 (0)	0 (0)	0 (0)	0 (0)	1 (1)	0 (0)	0 (0)	0 (0)	0 (0)
Clean Wood >5%	3 (3)	3 (2)	7 (7)	4 (3)	7 (1)	5 (4)	11 (5)	2 (2)	3 (1)	1 (1)	5 (3)	8 (6)	4 (4)
Corrugated Cardboard >5%	21 (20)	20 (20)	19 (17)	18 (18)	16 (12)	31 (26)	26 (20)	11 (10)	21 (16)	13 (12)	16 (16)	23 (22)	29 (25)
Dusty Load	1 (1)	1 (1)	0 (0)	3 (3)	5 (5)	3 (3)	0 (0)	8 (7)	7 (5)	2 (2)	2 (2)	1 (1)	1 (1)
Electronics	32 (27)	40 (32)	55 (46)	62 (43)	48 (38)	49 (44)	32 (30)	81 (68)	63 (48)	52 (41)	70 (59)	59 (53)	31 (29)
EPS (Polystyrene Packaging) >20%	2 (2)	2 (1)	0 (0)	2 (1)	1 (1)	3 (3)	6 (3)	1 (1)	3 (1)	0 (0)	4 (2)	1 (1)	2 (2)
Food Waste >25%	4 (4)	2 (2)	4 (4)	3 (3)	5 (5)	4 (4)	6 (6)	6 (6)	4 (4)	5 (5)	13 (13)	3 (3)	5 (4)
Green Waste >5%	1 (0)	0 (0)	2 (2)	1 (0)	5 (2)	4 (1)	1 (1)	2 (1)	3 (1)	2 (0)	0 (0)	1 (0)	2 (1)
Gypsum	2 (1)	2 (2)	5 (5)	7 (4)	7 (3)	5 (3)	4 (2)	5 (4)	1 (1)	3 (3)	4 (4)	5 (4)	7 (4)
Hazardous Waste	0 (0)	0 (0)	0 (0)	0 (0)	0 (0)	0 (0)	2 (2)	1 (1)	0 (0)	0 (0)	0 (0)	1 (1)	0 (0)
Inert Filled	0 (0)	0 (0)	0 (0)	1 (0)	3 (0)	2 (0)	0 (0)	2 (0)	3 (1)	2 (0)	3 (0)	1 (0)	1 (0)
Large Containers < 205L	0 (0)	0 (0)	0 (0)	0 (0)	0 (0)	2 (2)	1 (1)	0 (0)	0 (0)	2 (2)	0 (0)	2 (1)	0 (0)
Liquid(s) or Sludge	0 (0)	0 (0)	0 (0)	0 (0)	0 (0)	1 (0)	1 (1)	0 (0)	0 (0)	0 (0)	0 (0)	0 (0)	0 (0)
Mattress	11 (7)	14 (12)	11 (9)	13 (9)	16 (10)	14 (11)	14 (10)	20 (15)	11 (6)	10 (6)	11 (10)	22 (15)	9 (7)
Mixed Recyclable Materials >5%	1 (1)	4 (4)	5 (5)	3 (3)	4 (4)	7 (7)	4 (4)	6 (6)	5 (5)	4 (4)	8 (8)	7 (7)	9 (9)
Oil, Oil Filters, and Oil Containers	1 (1)	1 (0)	3 (3)	3 (3)	2 (2)	1 (0)	2 (1)	3 (2)	2 (2)	1 (1)	3 (3)	0 (0)	1 (1)
Other Recyclable Containers >5%	0 (0)	0 (0)	0 (0)	0 (0)	0 (0)	0 (0)	0 (0)	1 (1)	0 (0)	0 (0)	0 (0)	0 (0)	0 (0)
Oversize Object	5 (4)	13 (12)	13 (11)	17 (17)	33 (33)	25 (22)	21 (17)	19 (18)	15 (12)	5 (3)	14 (6)	13 (10)	27 (23)
Paint	3 (3)	4 (2)	13 (10)	8 (5)	6 (3)	5 (3)	9 (6)	6 (5)	5 (3)	10 (8)	6 (6)	0 (0)	6 (5)
Propane Tank	0 (0)	0 (0)	5 (5)	1 (0)	1 (1)	2 (1)	0 (0)	3 (2)	1 (1)	1 (1)	3 (3)	1 (1)	0 (0)
Recyclable Paper >5%	1 (1)	0 (0)	1 (1)	4 (4)	1 (1)	1 (0)	0 (0)	2 (2)	0 (0)	3 (2)	2 (2)	1 (0)	1 (1)
Residual Products	0 (0)	0 (0)	0 (0)	0 (0)	0 (0)	0 (0)	0 (0)	0 (0)	0 (0)	0 (0)	0 (0)	0 (0)	0 (0)
Solvents & Flammable Liquids	1 (1)	0 (0)	2 (2)	0 (0)	1 (1)	1 (1)	1 (1)	1 (1)	0 (0)	0 (0)	1 (1)	0 (0)	0 (0)
Tires	3 (2)	4 (4)	2 (2)	5 (5)	5 (4)	8 (5)	3 (3)	4 (3)	2 (2)	5 (5)	2 (2)	6 (6)	4 (4)
Wire, Hosing, Rope, or Cable >1m	1 (1)	2 (1)	2 (2)	3 (3)	0 (0)	2 (2)	2 (2)	3 (3)	13 (9)	13 (9)	8 (6)	5 (5)	8 (7)
Worksafe Hazard Material	0 (0)	0 (0)	0 (0)	0 (0)	0 (0)	0 (0)	0 (0)	1 (1)	0 (0)	0 (0)	1 (1)	0 (0)	0 (0)
Total Per Week	95 (79)	112 (95)	150 (132)	159 (125)	166 (126)	175 (142)	146 (115)	188 (159)	164 (120)	134 (105)	176 (147)	160 (136)	147 (127)

* Data has not been reconciled.

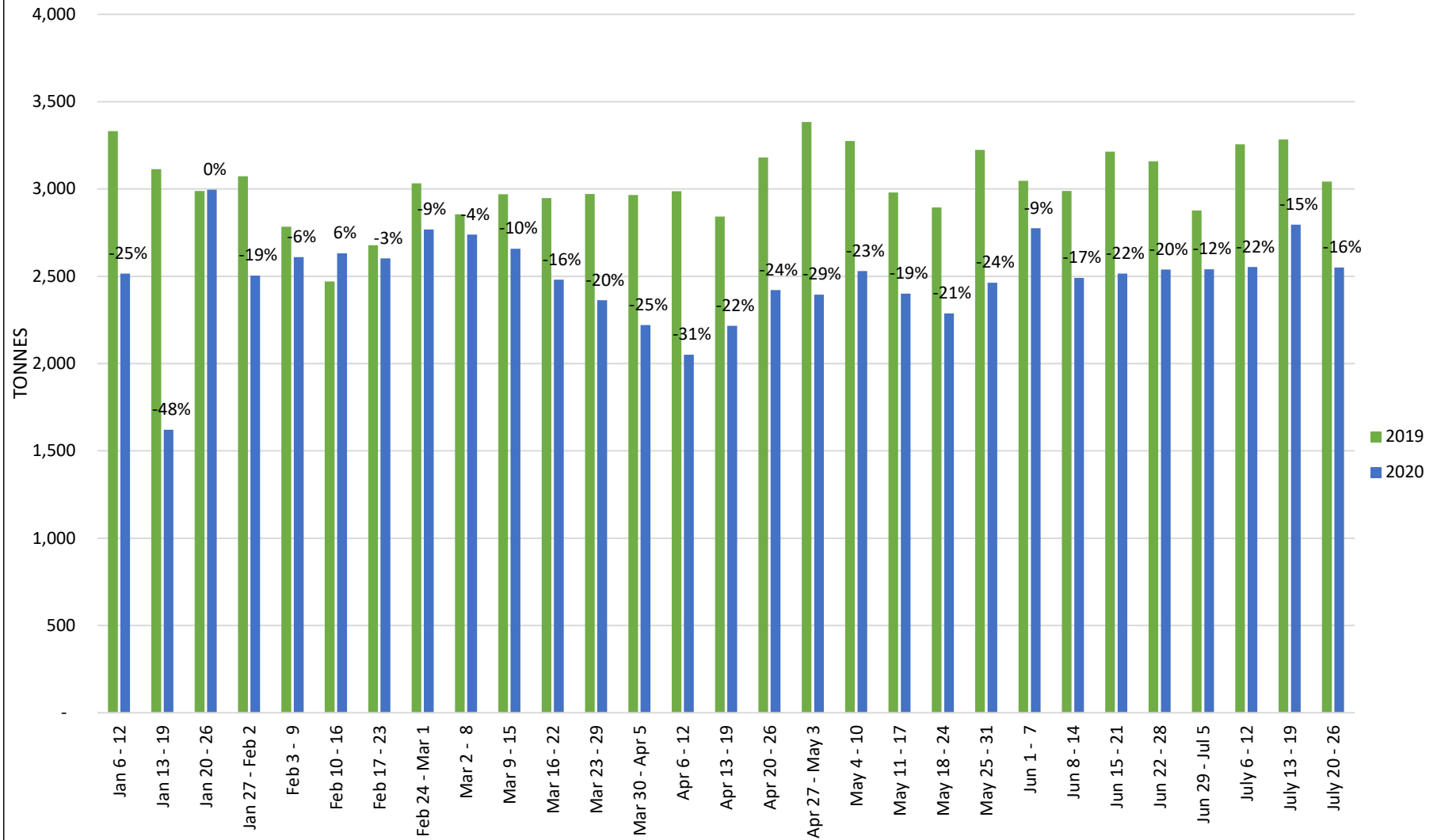
Metro Vancouver Waste Quantities*

2019 vs 2020**

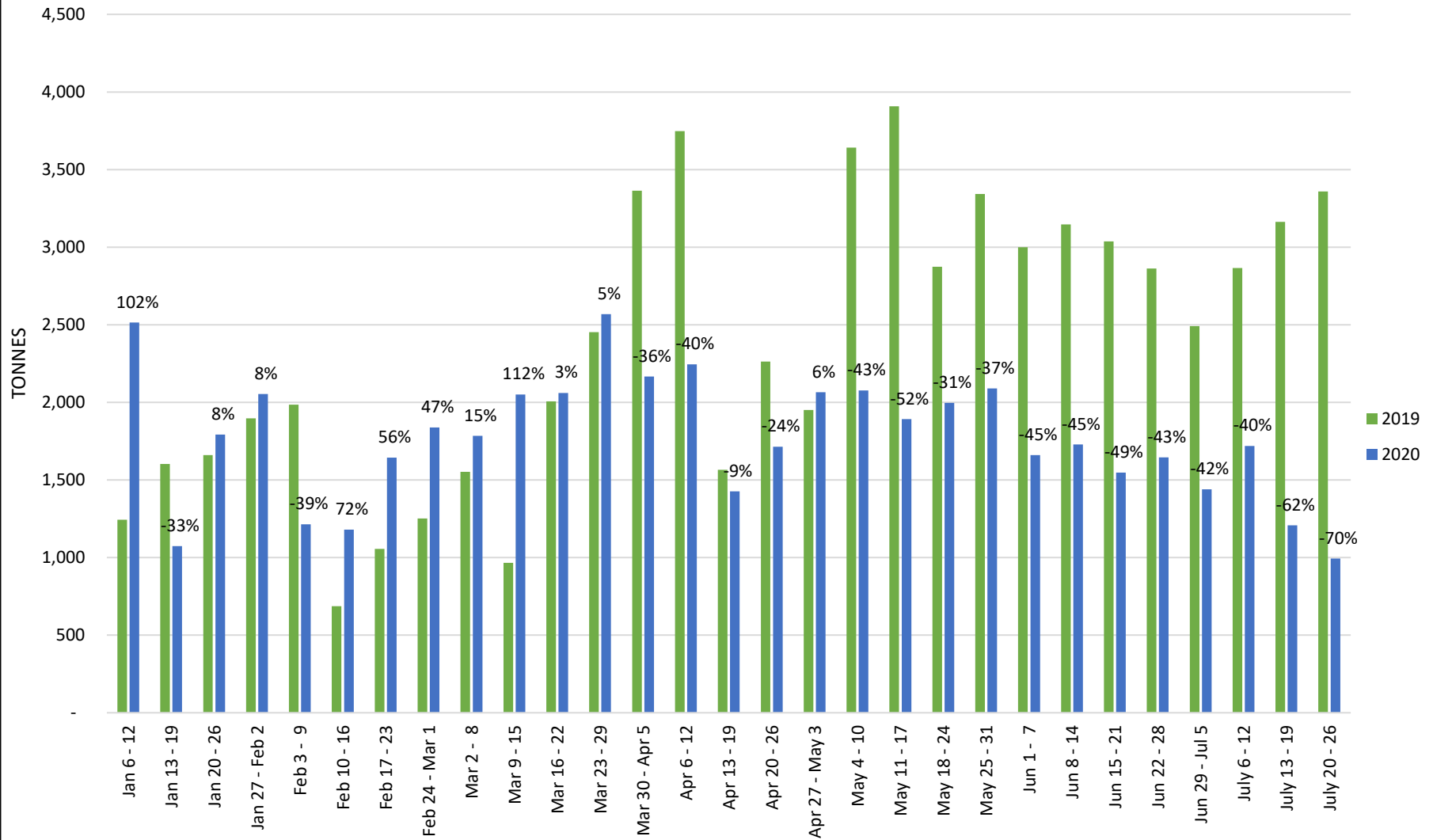


*Metro Vancouver's Five Transfer Stations & the Waste-to-Energy Facility
 **July data not reconciled to date

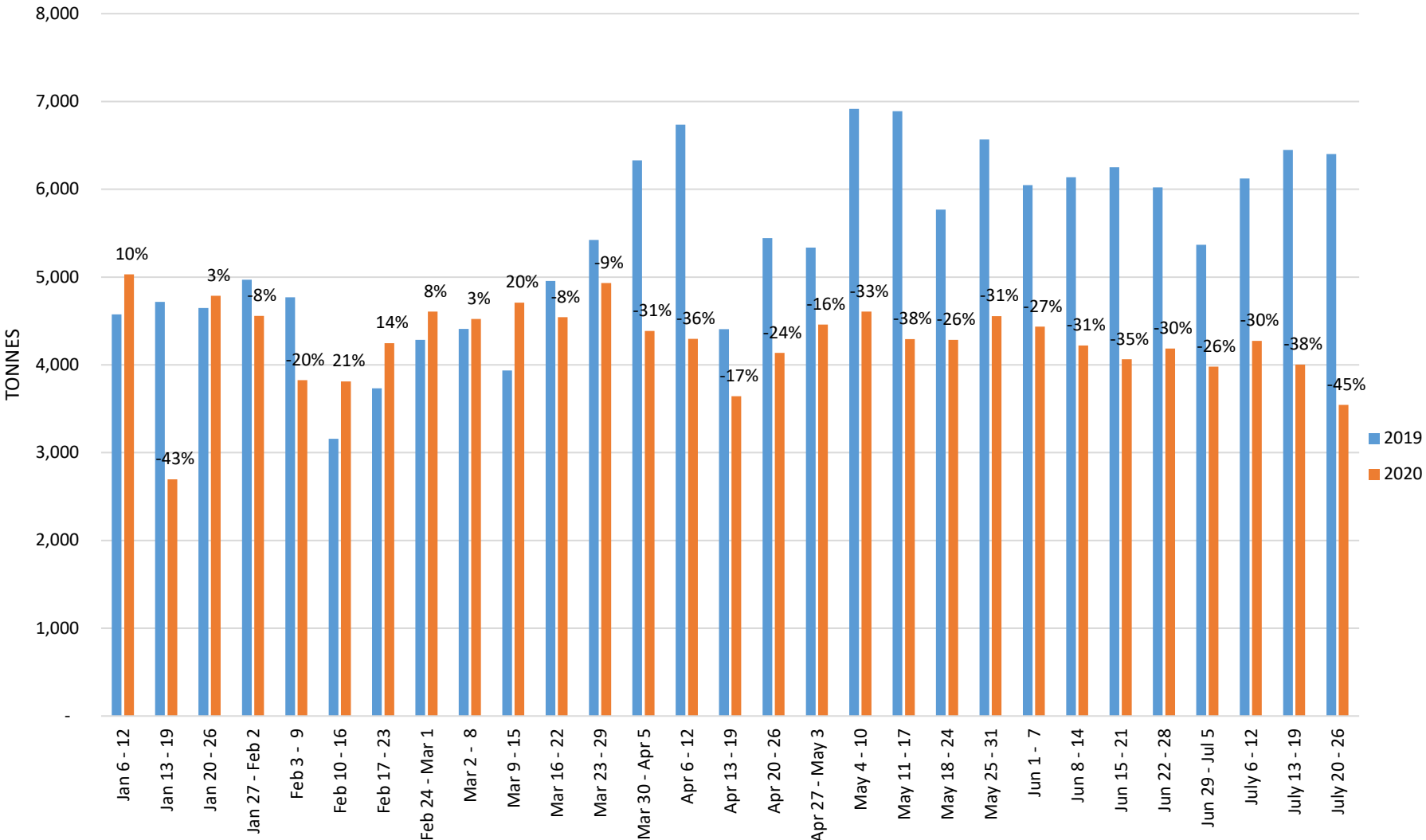
Vancouver South Transfer Station Waste Quantities 2019 vs 2020



Vancouver Landfill Waste Quantities 2019 vs 2020

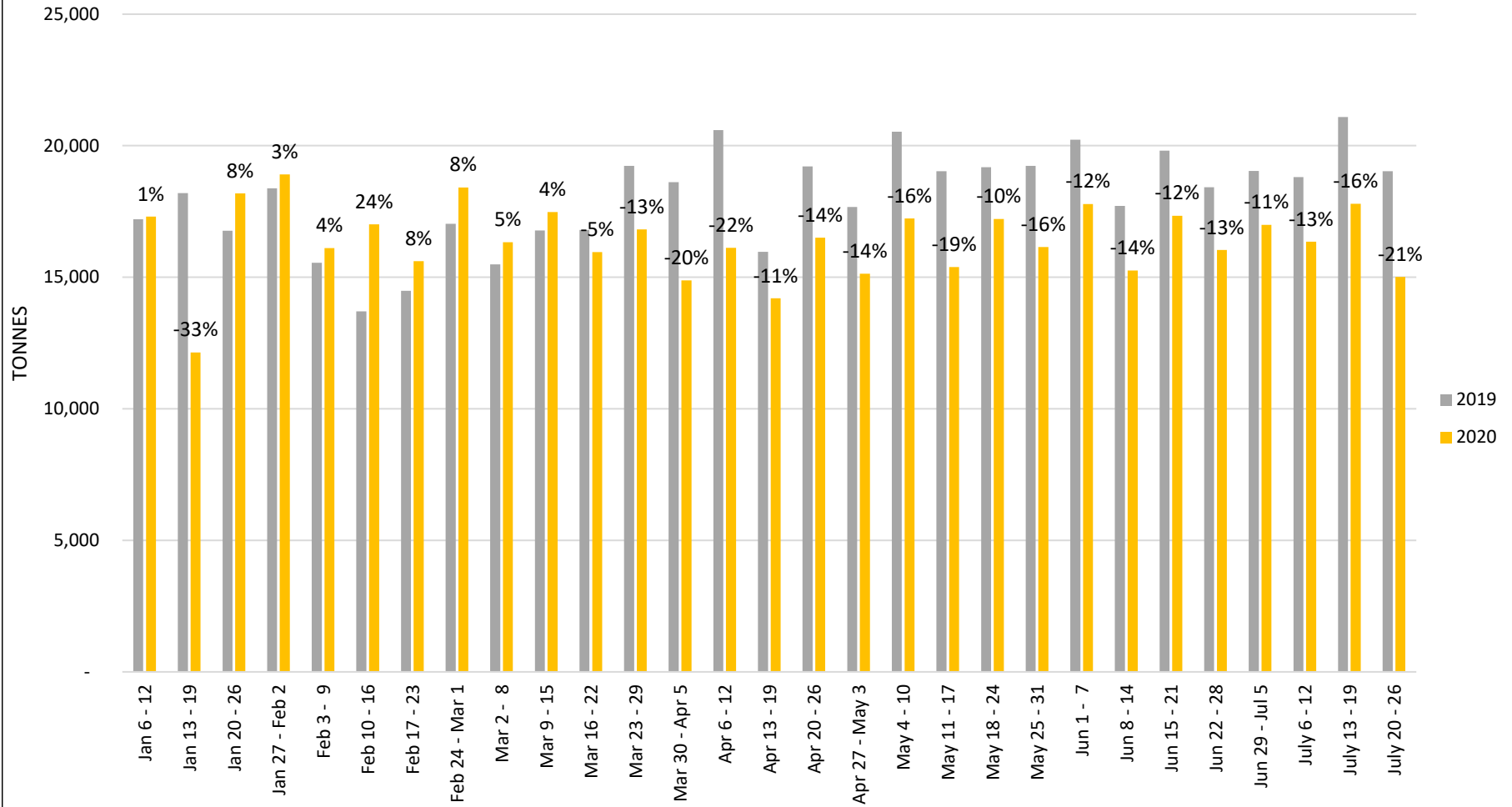


City of Vancouver Waste Quantities* 2019 vs 2020



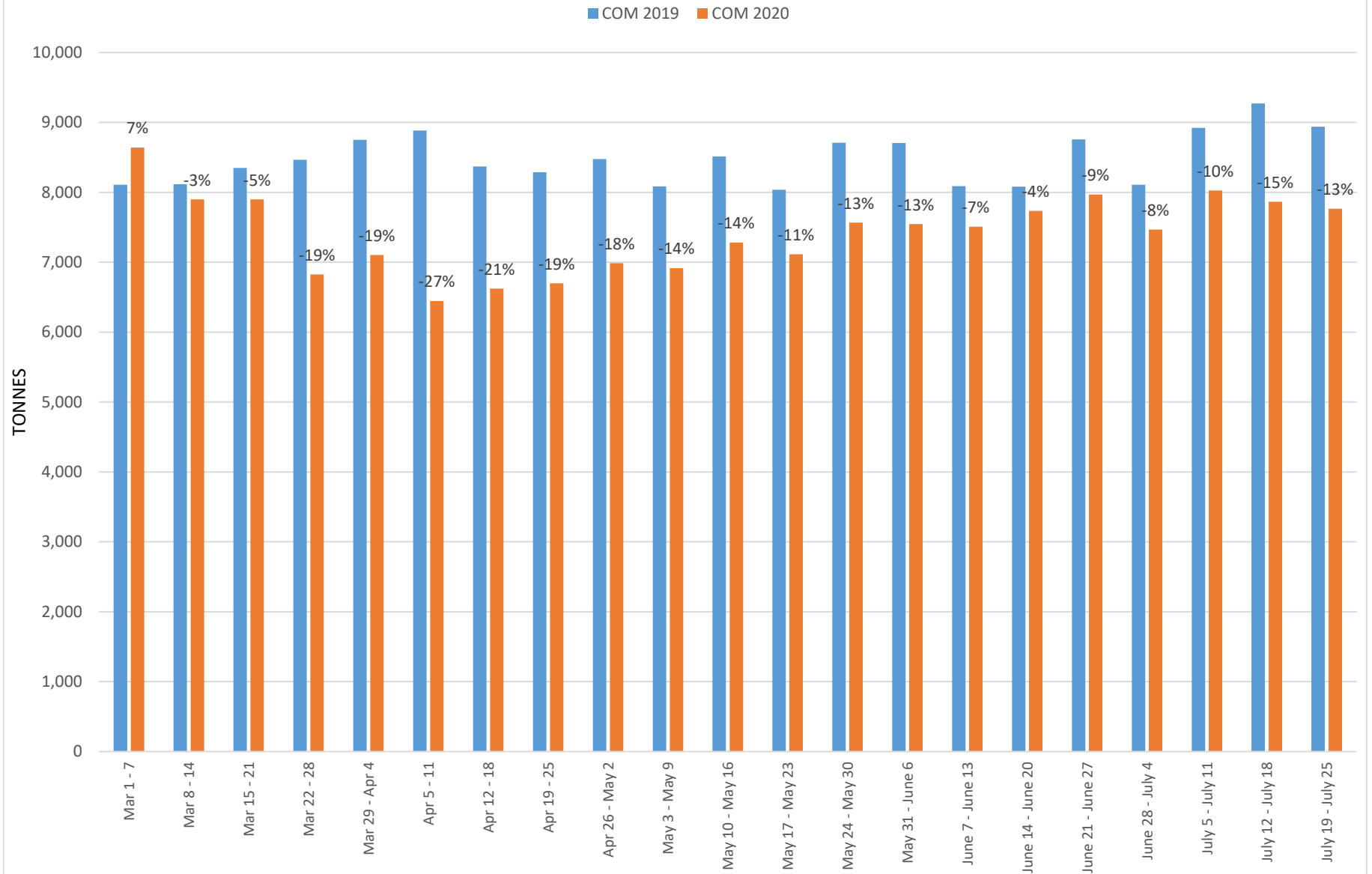
*Vancouver Landfill & Vancouver South Transfer Station

Metro Vancouver and City of Vancouver Waste Quantities 2019 vs 2020*



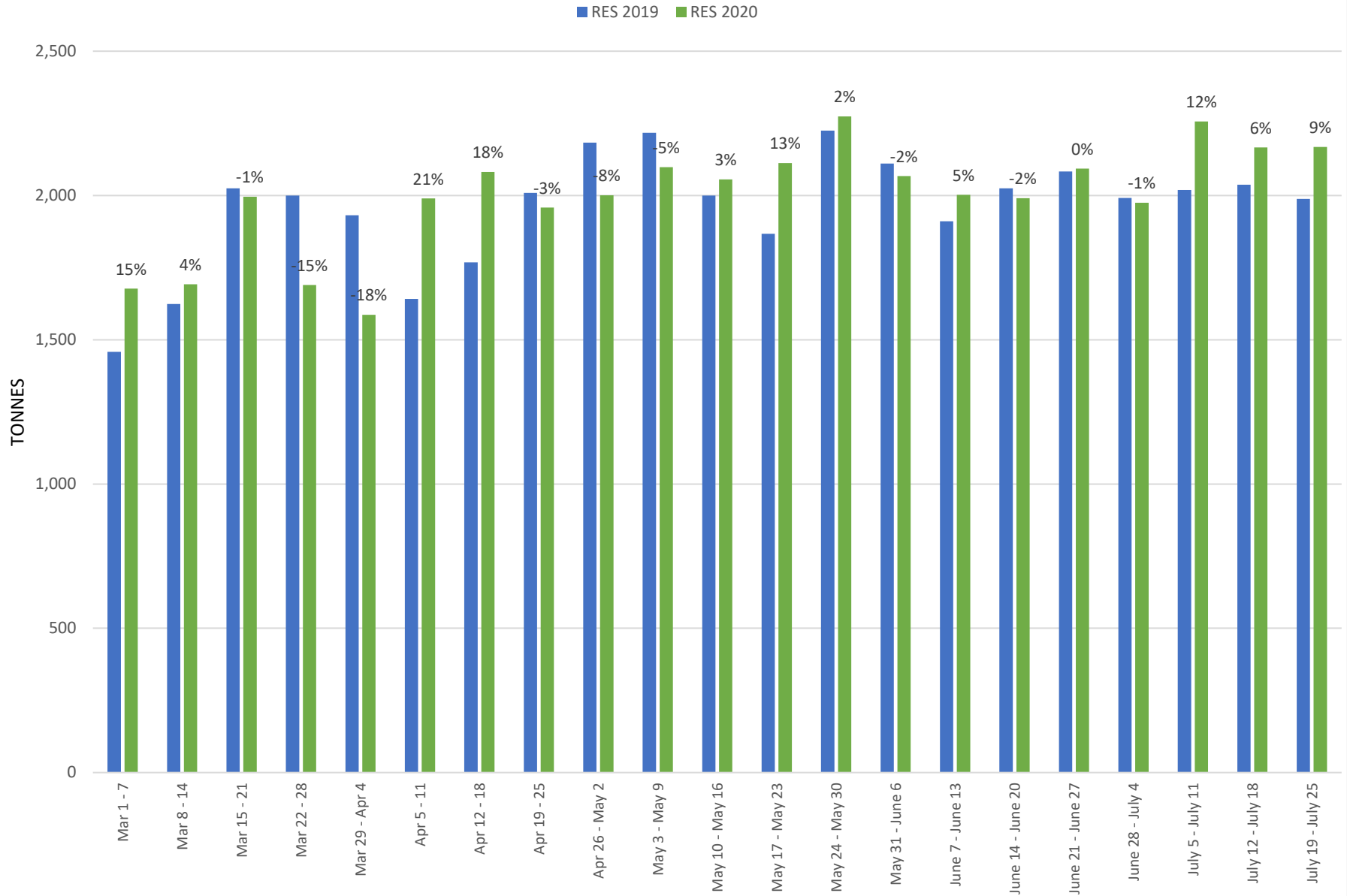
* Metro Vancouver July data not reconciled to date

Metro Vancouver Commercial (Account) Customer Waste Quantities*



*Coquitlam, Surrey, North Shore Transfer Stations & the Waste-to-Energy Facility

Metro Vancouver Non-Account Customer Waste Quantities*

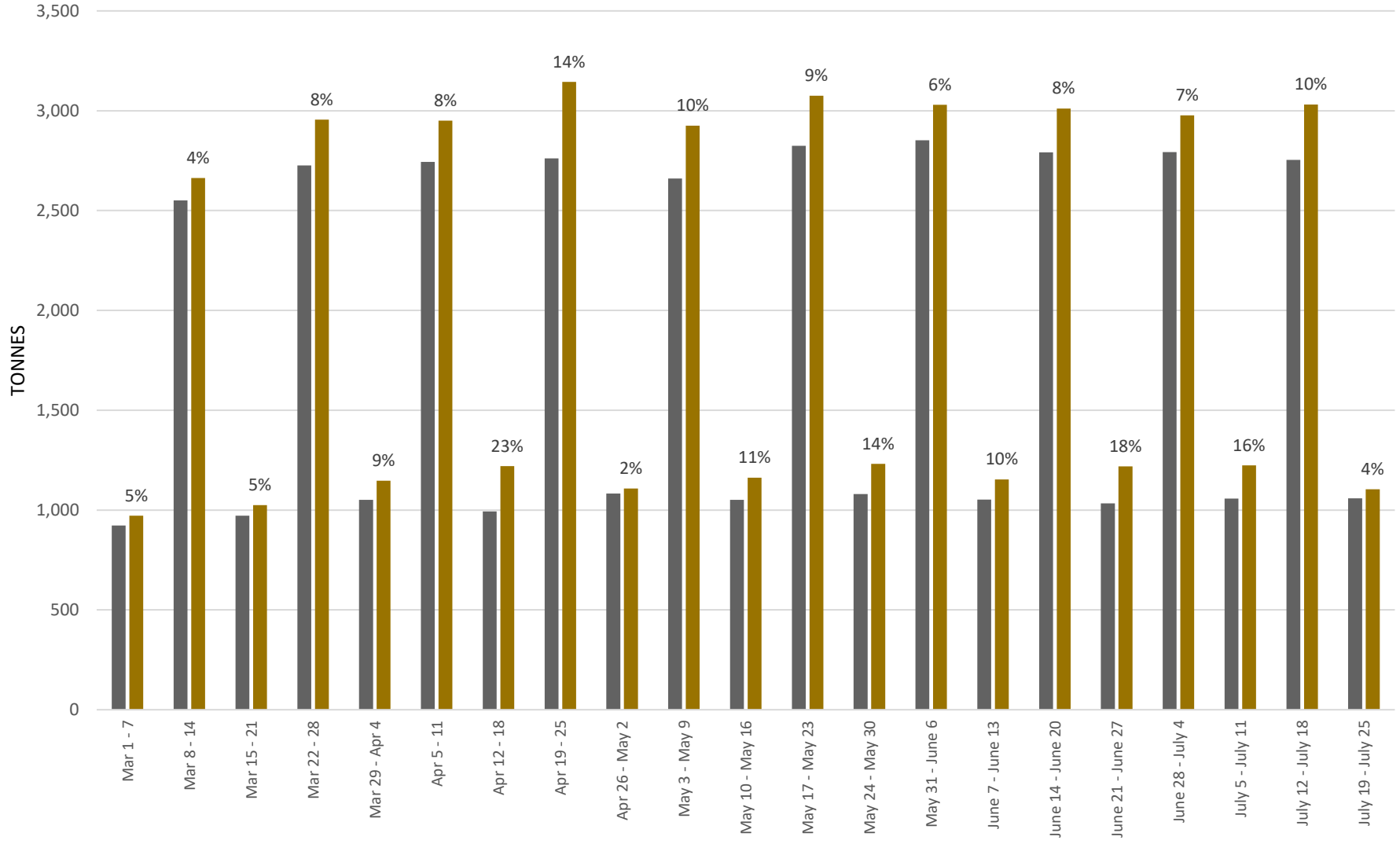


*All Metro Vancouver Transfer Stations (excludes Waste-to-Energy Facility)

Metro Vancouver Single Family Curbside Waste Quantities*

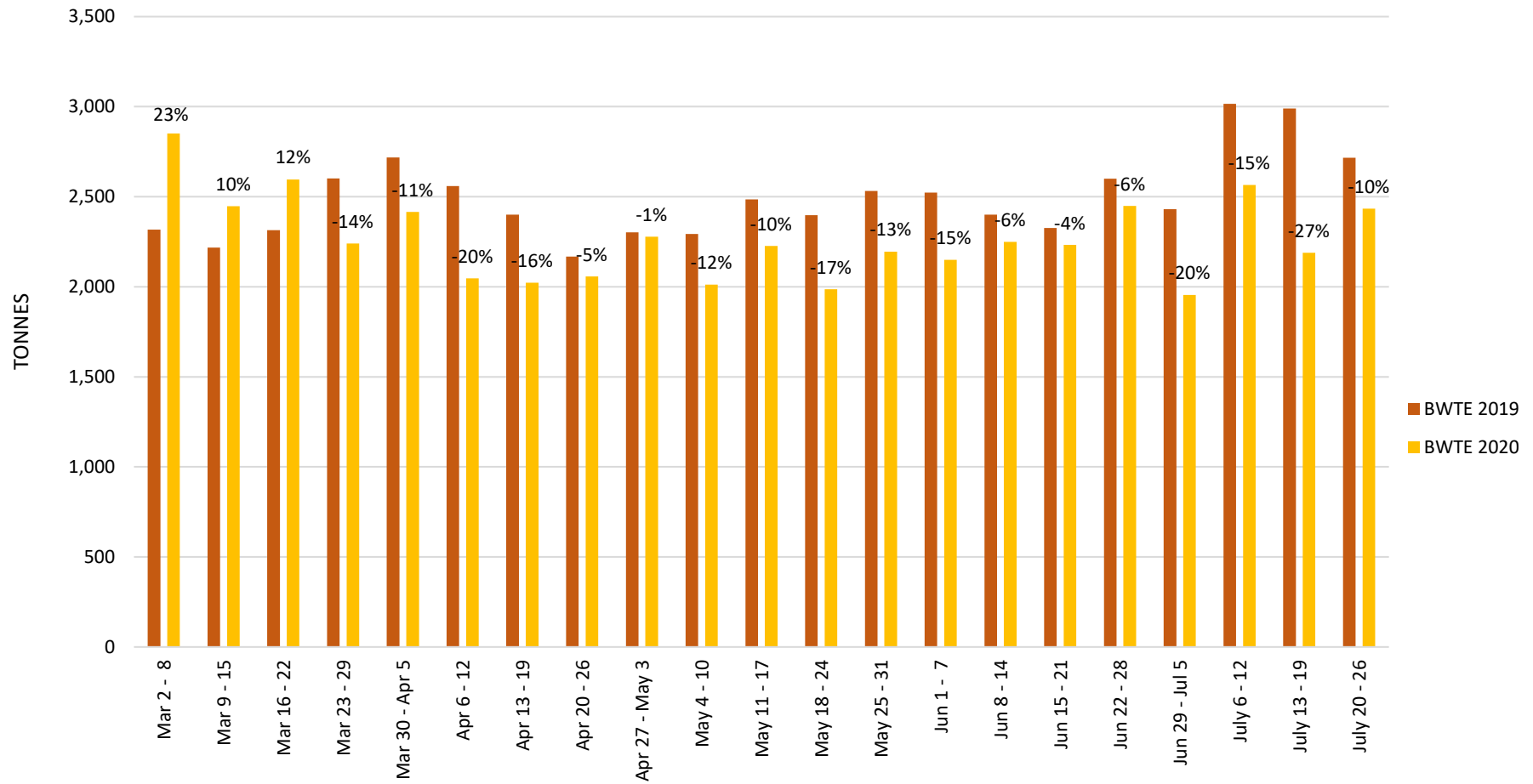
■ MUN - Curbside 2019 ■ MUN - Curbside 2020

*Hauled by Commercial & Municipal vehicles



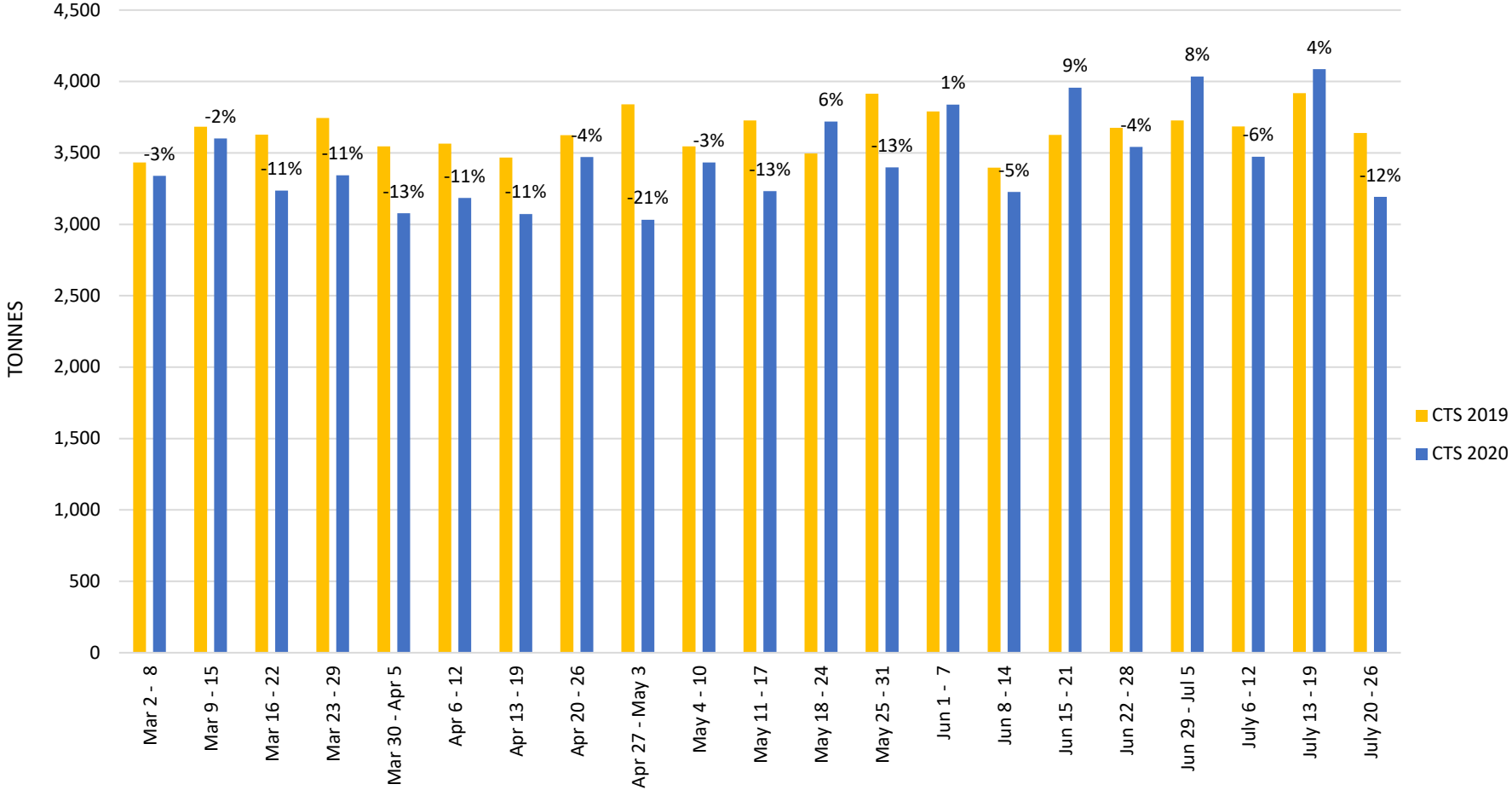
*Coquitlam, Surrey, North Shore Transfer Stations & the Waste-to-Energy Facility

Waste-to-Energy Facility Waste Quantities 2019 vs 2020*



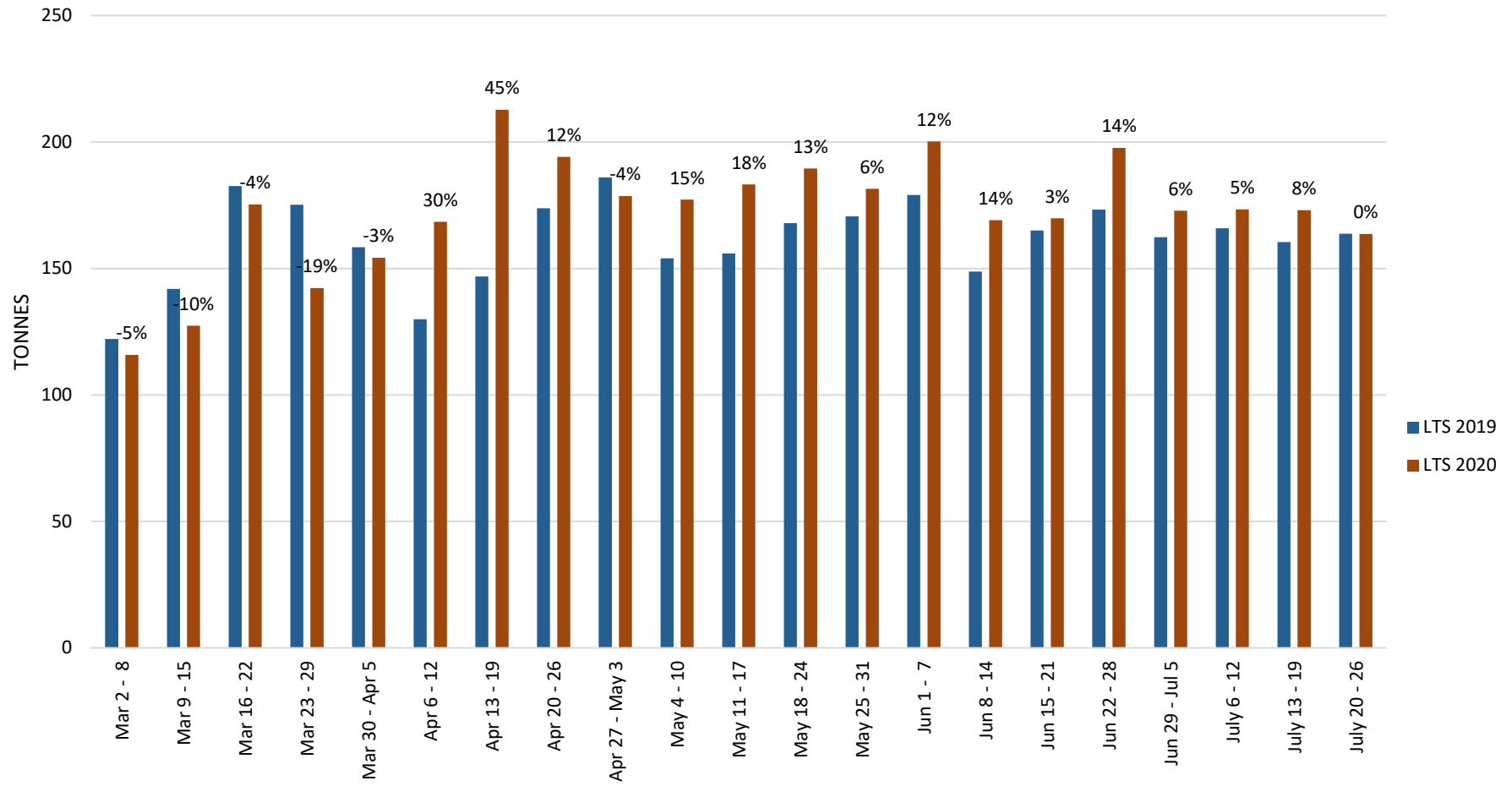
*July data not reconciled to date

Coquitlam Transfer Station Waste Quantities 2019 vs 2020*



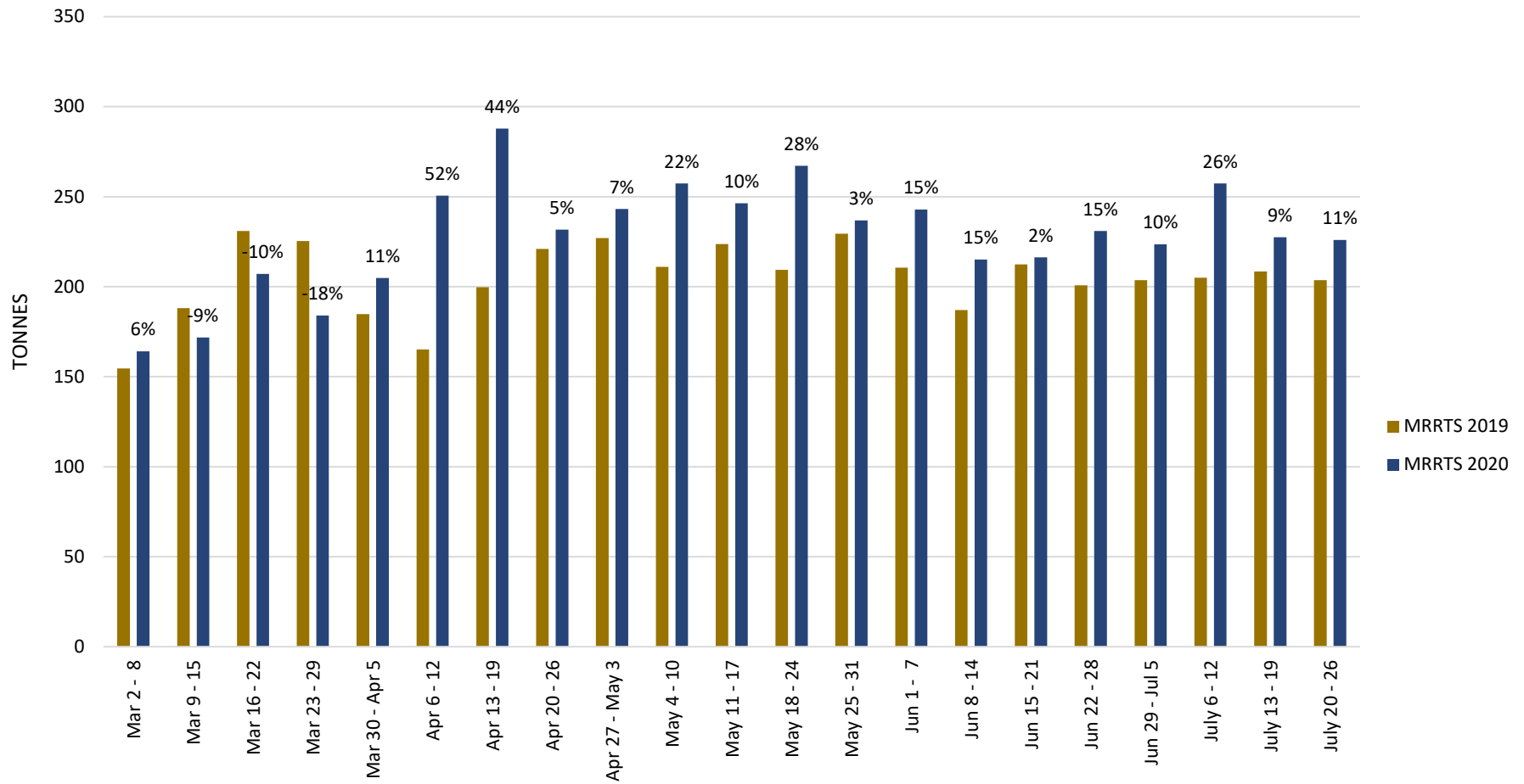
*July data not reconciled to date

Langley Transfer Station Waste Quantities 2019 vs 2020*



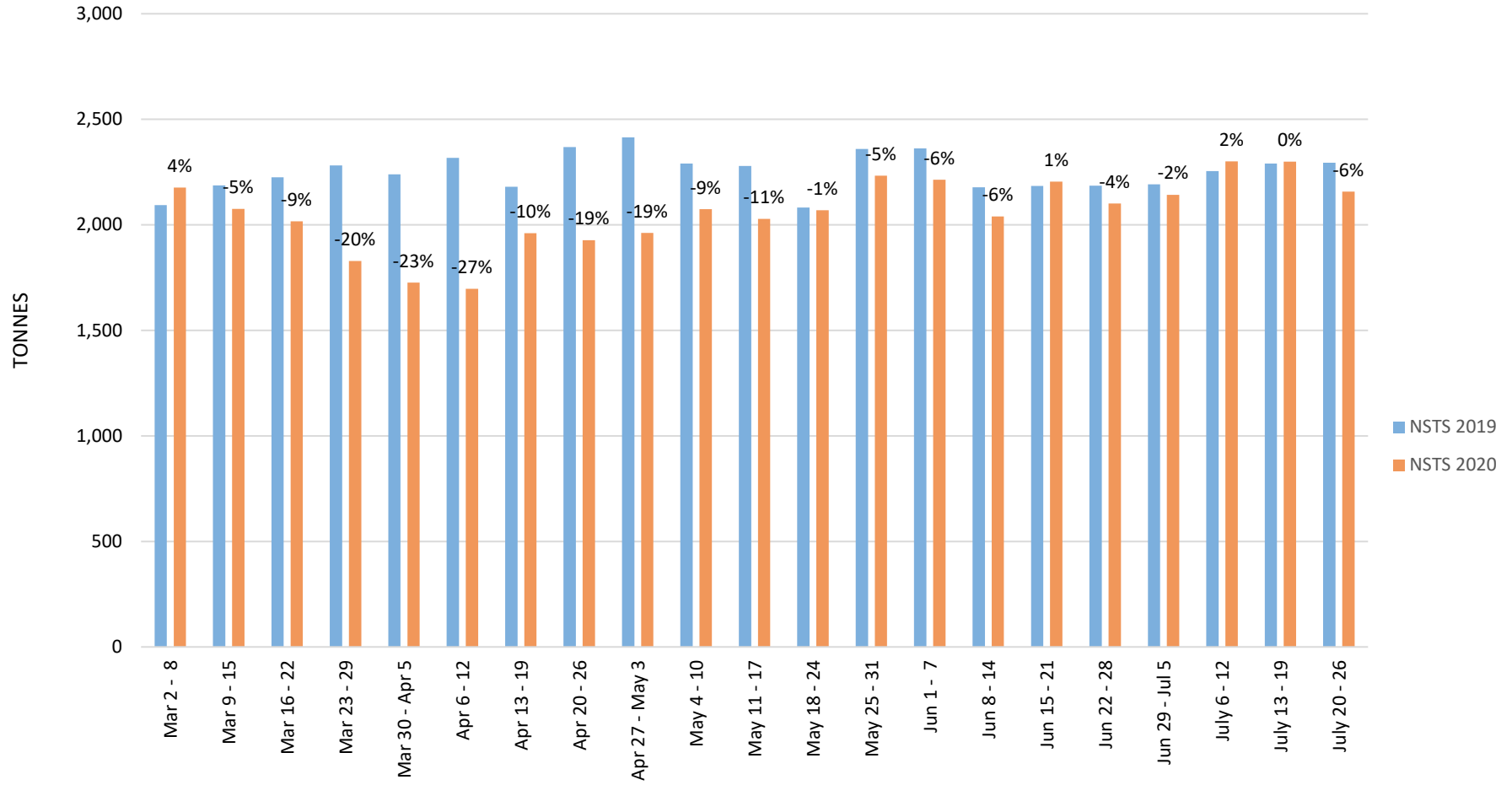
*July data not reconciled to date

Maple Ridge Transfer Station Waste Quantities 2019 vs 2020*



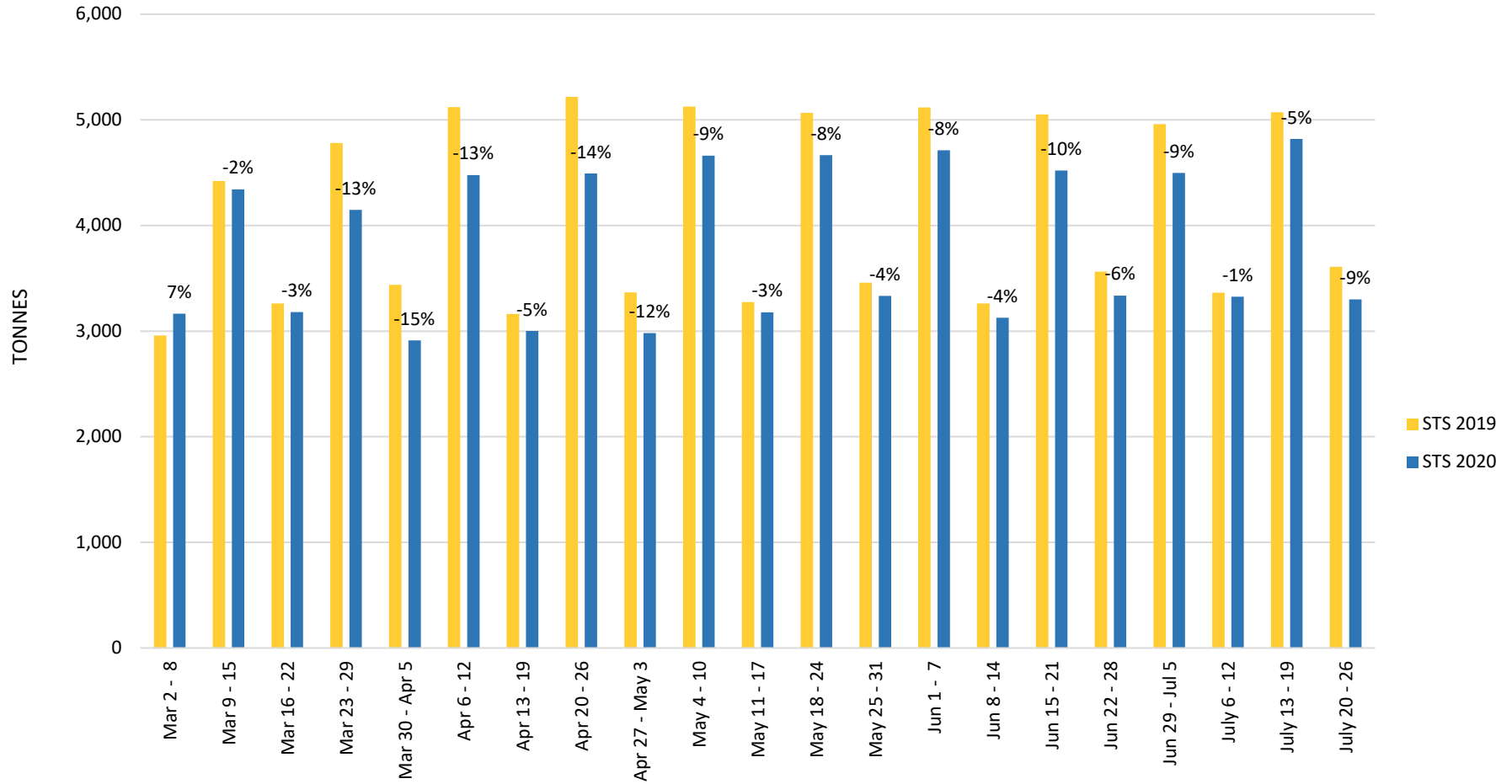
*July data not reconciled to date

North Shore Transfer Station Waste Quantities 2019 vs 2020*



*July data not reconciled to date

Surrey Transfer Station Waste Quantities 2019 vs 2020*



*July data not reconciled to date

WMABC – Metro Vancouver – Vancouver – Surrey Discussion

Thursday, July 30, 2020

3:30 am – 4:30 am

ZOOM meeting – Online/Phone

Attendees

WMABC: Lori Bryan, Grant Hankins, David Millman, Josh JansenVandorn, Noel Massey

City of Vancouver: Albert Shames, Chris Underwood, Lynn Belanger

City of Surrey: Harry Janda

Metro Vancouver: Paul Henderson, Chris Allan, Sarah Evanetz, Stephanie Liu

AGENDA

1. MV Facility Operational Updates

a. Waste-to-Energy Facility Turnaround Times (Attachment 1)

b. Disposal ban surcharge data (Attachment 2)

- Action: Moving forward: Show last 4-5 weeks data and just condense the previous – or actually just go to monthly data instead of weekly (makes sense if we're doing a monthly meeting)
- Action: Work with major haulers to provide them regular disposal ban surcharge reports on a monthly basis – Chris' team has been working on it and hope to have something ready to go next month. Next month can try to show the template.

c. Waste flows (Attachment 3)

- Do we just start posting waste flow data on our website so Lori can link to it and distribute to their members? It's a lot of info. Lori says it's more for info sharing.
 - o we do have a covid site where we just have one number.
 - o We could do it.. we share data monthly on our website (stuff that was requested by wmabc a couple years ago)
 - o Remove the current inbound/inbound reports:
<http://www.metrovancover.org/services/solid-waste/garbage-recycling/commercial-accounts/Pages/default.aspx>
 - o Action: we can send the current reports to Lori and they can circle back with us to let us know what info is actually useful for them. Lori can find out who is looking at it and if any questions at meetings as well. We can also run web stats to see how often the reports are viewed – can share
 - o that info with Lori too



- Maybe we can post 3 monthly waste flow charts or something like that. Might just include the overall system data once a month. Could be interesting for haulers

-

- Question about royal Columbian and when the stuff will start coming back to the transfer stations? have we talked to Tracy lately? Chris said he'd follow up but he thinks it's been resolved → Chris will follow up

2. City of Vancouver Operational Updates

3. Curbside Collection Program Updates

Contact database updates

- We will be sending out the email tomorrow or next week.

Hours have been updated:

- Noel asked why are we going back to winter in September.
- Noel says he's anticipating that people will stay home more and more as people get sick. And then there will be more waste and they need the wider range of hours again.
- We will relook at this – maybe we can see if it makes sense to go to the end of October instead? We'll also look at the data now on whether or not the extra hour from 5-6pm is being used now, and keep tracking as we get closer to September.

Summary of action items:

- Disposal ban surcharge data – in future, show monthly data instead of weekly
- Work toward providing larger haulers with monthly disposal ban surcharge reports. Aim to show WMABC the template at the next meeting
- Run web statistics on the current inbound/outbound material reports posted on our website, and share with Lori to provide feedback on whether this data should continue to be posted. Explore possibility of posting overall system waste flow data once a month.
- Look at whether it makes sense to extend 'summer' hours beyond September 30th. Monitor traffic at transfer stations from 5-6pm from now until September, as well as historical data.

Next Meeting: To be confirmed – in approximately 1 month

Reconvene early September – Sept 9th in the afternoon

Attachments:

1. Waste-to-Energy Facility Turnaround Times
2. Disposal Ban Surcharge Data
3. Waste Flows

WMABC – Metro Vancouver – Vancouver – Surrey Discussion

Wednesday, September 9, 2020

3:00 pm – 4:00 pm

ZOOM meeting – Online/Phone

Attendees

WMABC: Lori Bryan, Grant Hankins, David Millman, Josh JansenVandorn, Noel Massey

City of Vancouver: Albert Shames, Chris Underwood, Lynn Belanger

City of Surrey: Harry Janda

Metro Vancouver: Paul Henderson, Chris Allan, Sarah Evanez, Stephanie Liu, Nanette van Doorn

AGENDA

1. MV Facility Operational Updates

a. Waste-to-Energy Facility Turnaround Times (Attachment 1)

- Outages: Grant Hankins asking about whether we track reason for the service interruptions
 - o SMS is only sent for unexpected closures. Planned closures are sent via email
 - o Do we report it in the annual report? – yes we publish interruptions along with causes
 - o We have the information and the data around the root cause. But that doesn't always tie to hauler availability. Plant availability is just operational hours. But almost always available to haulers even if a boiler is down for example
 - o We're not reporting out specifically on when the facility isn't available to haulers.
 - o PH: we should report BOTH maintenance incidences (as we do now), and also report out availability of the facility to users at WTEF AND our transfer stations (Jerry asked us to start reporting this), as well as drivers for that availability. Start with the WTEF.
- Noel is talking about Surrey Transfer Station not being safe for trucks. Pit is so full that there is insufficient room for the trucks to go in safely to dump the load safely, causing truck damage. Requesting more accountability and reporting on not being able to safely accept more loads if that is the case.
 - o Paul: we do track inventory every day – how much waste is in the transfer station. Track it every day. We do work closely with emterra to keep it well managed.
 - o Noel wants an alert sent out when the facilities are backed up etc. including at the transfer stations – can then message our guys and delay sending them there.
 - o We will find out what we can do to improve the situation and/or the communication of these scenarios

b. Disposal ban surcharge data (Attachment 2)

- Similar trends to before.



- Electronics still a bit high
- Noel: heavier black bags usually have a surprise in there that the customer is hiding
- Dave: some haulers out there are throwing everything in one bin. How is that impacting the customers.
 - o PH: we've anecdotally been out in the community looking at services provided and for the most part seeing (anecdotally) that most places have full set of bins
 - Working on a study with consultant to see what's visible w.r.t. services provided

c. Waste flows (Attachment 3)

- Waste flow similar or up a bit
- Vancouver system remains down 30ish percent from last year
- Vancouver transfer station has leveled off but the VLF still... residuals from C&D facilities aren't coming to the VLF in 2020 compared to 2019. Not impacted by residential/commercial
- [had to leave to tend to evelyn]
- Action: post the process of receiving out-of-region waste somewhere on our website and include the higher rate information, application process, and rules
- Extended hours: North shore is getting virtually no use after 5pm; Coquitlam is used after 5 but we do keep 6pm all the time anyway. Perhaps look into keeping 6pm for Surrey transfer station only, for an extra month beyond our usual summer hours....so keep summer hours to the end of October M-F closing at 6pm (wouldn't extend the Saturday summer hours)
 - o Lori will let Noel know that's what we're thinking and MV will confirm within the next week.
 - o What we see is the traffic drops off once it becomes dark after 5pm.
 - o Coquitlam is good because many of the companies are based there so they dump as they're coming in to their company headquarters
 - o MV will keep monitoring and revisit if there seems to still be lots of use of the extra hour throughout October
- Lori: haulers are noticing record-level residential curbside waste and recycling pick-up

2. City of Vancouver Operational Updates

- Lynn had an update and I totally missed it. Something about a text thing? In process?
 - o I think it was looking at accepting cash at COV facilities.
- At transfer station -- RFID issues -- not reading the tag a lot of time; gate not going up 20 percent of the time also. Start with our own transfer trucks. Once we iron out the kinks do it at VLF now... and could open up to commercial trucks that are consistent on material type.
-
-

3. Curbside Collection Program Updates

4. Commercial Organics Engagement

- Market sounding previously was reported out to ZWC. Whether we receive commercial organics at transfer stations

- Plan to start engagement this fall, checking in with whether what we heard in the market sounding is accurate. And if we delivered the service, how could it work.
- Primary question: is WMABC interested in engagement specific to their members? To do direct engagement if that's an interest.
- Lori will bring it up to the board and get back to us.
- We have some options, looking for feedback around those options. That will all be considered as we go to the Board with a recommendation.

Hand washing stations: question from Lori whether we're keeping them

- No plans to remove them yet
- They are getting good use.
- Chris to check whether the handwashing stations freeze if it gets cold. Are there other options that work better in the winter? We need to figure out a way to do it in winter.
 - o Lori said portapotties have issue with hand sanitizer being stolen, so having a hard time replacing that. Would suggest sanitizer in winger but depends on the availability of the stuff at that time
 - o There are still gas stations that don't want folks using their washrooms, and as cases rise who knows.
 - o Over 20,000 views for our washroom map – there's def a real need for publicly accessible washroom.

GFL Fire:

- Municipal level: service has continued normally and the depots are operating as normal
- Any feedback from Haulers?
- Lori: fire was only on product in the yard. Not their building or infrastructure. Had some back-ups to be able to stay open. Haven't seen any service interruption.

Next Meeting: To be confirmed – in approximately 1 month – early October – will propose a date offline

Summary of Action Items:

- Will confirm the possibility of maintaining the 6pm closing time at Surrey Transfer Station on Weekdays, until the end of October. Will continue monitoring the use of the facility past 5pm in October. Put on our website at the same time as posting the monthly waste flows. "Surrey Transfer Station will be open until 6:00pm, Monday-Friday until October 30, 2020." – then email Lori to let her know
- MV will investigate what could be done to improve operations and/or communications in scenarios where transfer station waste inventory is impacting hauler/user experience and potentially safety. Specifically the Surrey Transfer Station. – Answer is that we need to either

be open or closed. Facility operator needs to ensure the facility is fully safe if we are open. If there is an unexpected closure for any reason, then yes we would issue notifications.

- Will begin reporting out on the availability of the Waste-to-Energy Facility to users. In near future also will look at reporting on facility availability at Metro Vancouver transfer stations
- Handwashing stations – Chris to talk to operations team and Emterra to discuss how to maintain this service into the winter. Possible adaptations required.
- Website:
 - o Post the process of receiving out-of-region waste, including the higher rate, application process, and rules
 - o Post monthly waste flows (from last meeting) – need to discuss internally which graphs to post. – Just post overall monthly waste flows (similar to what is provided to Tri-Partite) – month-to-month data over the last 3-4 years. Include both a chart and a table with the precise numbers. Lynne will send me the charts for posting.
 - o We will keep the weekly waste flow reports for the WMABC meetings
- Lori will check with WMABC Board and let MV know if WMABC would like to have dedicated engagement (presentation and opportunity for feedback) on commercial organics.
- From last meeting: Provide template for monthly surcharge reports to individual haulers, and start reporting surcharges monthly rather than weekly.
- Provide update at next meeting about the contact database updates
- Agenda item for Oct 9 meeting: Weigh Scale System Upgrades RFP –
 - o List new features anticipated and ask how they want us to check in with their members
 - o How do we engage all account customers (not just WMABC) on new features of the weigh scale system.
- Next meeting: Suggesting Friday, October 9th at 10am. – does this work for us?

Attachments:

1. Waste-to-Energy Facility Turnaround Times
2. Disposal Ban Surcharge Data
3. Waste Flows

WMABC – Metro Vancouver – Vancouver – Surrey Discussion

Friday, October 9, 2020

10:00 am – 11:00 am

ZOOM meeting – Online/Phone

Attendees

WMABC: Lori Bryan, Grant Hankins, David Millman, Josh JansenVandorn, Noel Massey

City of Vancouver: Albert Shames, Chris Underwood, Lynn Belanger

City of Surrey: Harry Janda

Metro Vancouver: Paul Henderson, Chris Allan, Sarah Evanez, Stephanie Liu

AGENDA

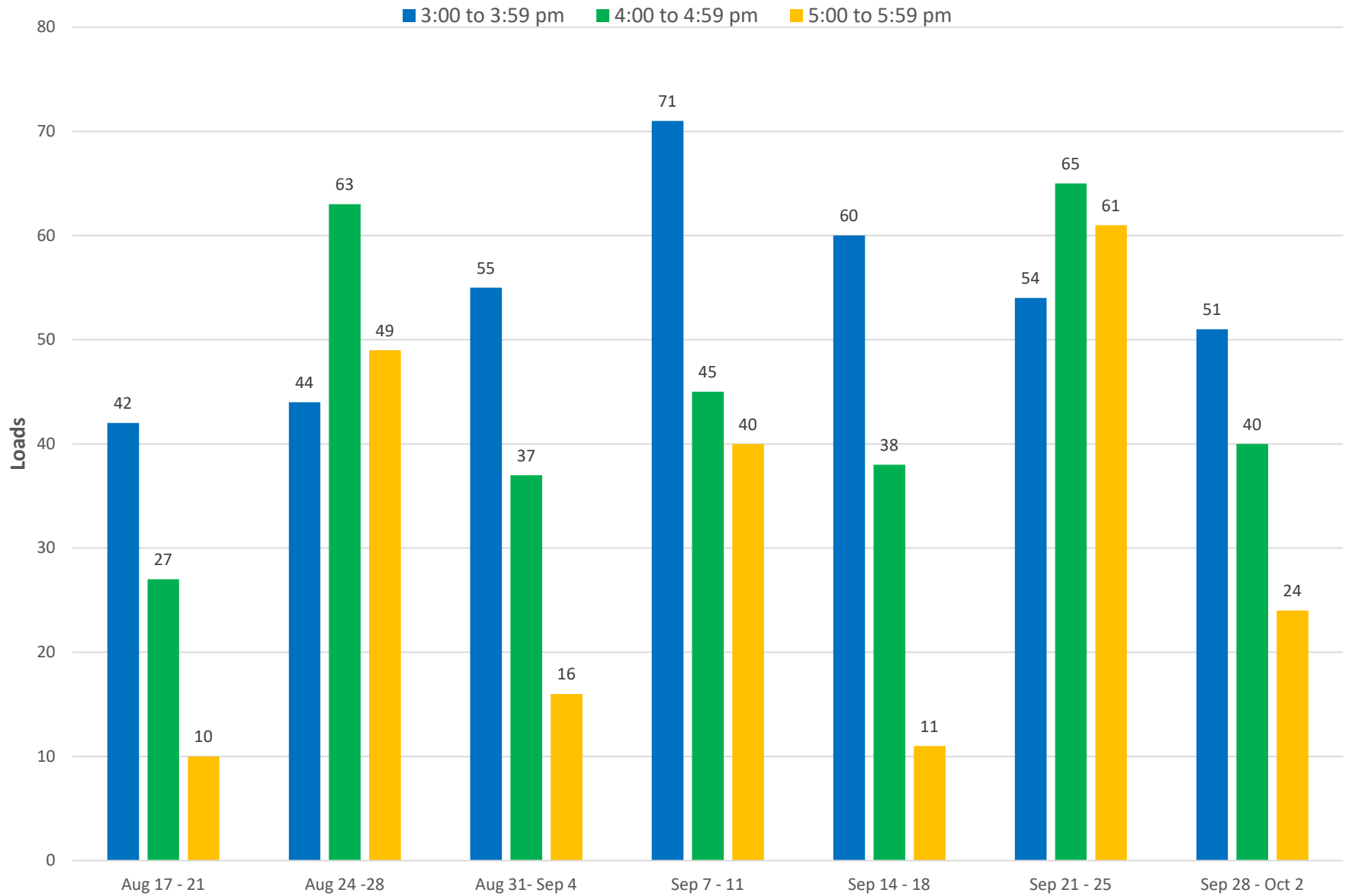
1. Metro Vancouver Facility Operational Updates
 - a. Hours of operation at Surrey Transfer Station (Attachment 1)
 - b. Surrey Transfer Station operations / waste inventory
 - c. Handwashing stations
 - d. Waste-to-Energy Facility Availability Report
 - e. Waste-to-Energy Facility Turnaround Times (Attachment 2)
 - f. Disposal ban surcharge data (Attachments 3 and 4)
 - g. Waste flows (Attachment 5)
 - h. Weigh Scale System Upgrades RFP – anticipated features, customer engagement (Attachment 6)
2. City of Vancouver Operational Updates
3. Curbside Collection Program Updates
4. Commercial Organics Engagement
5. Contact database updates
6. Batteries and electronics – new social media communications materials (Attachment 7)
7. Website updates – out of region waste and waste flows

Next Meeting: To be confirmed – Suggestions: Monday Nov 9, Tuesday Nov 10 afternoon

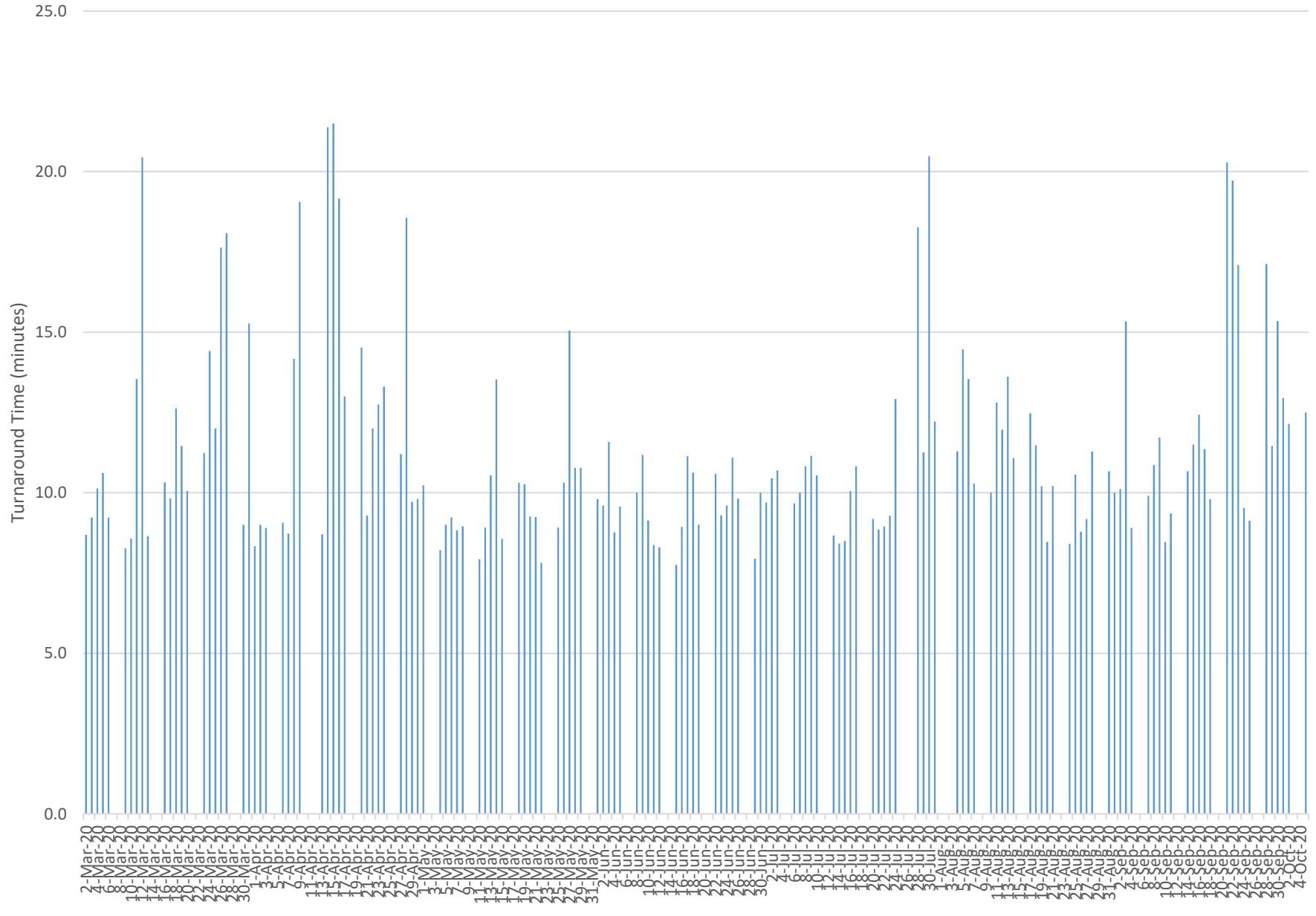
Attachments:

1. Surrey Transfer Station Weekday Inbound Loads
2. Waste-to-Energy Facility Turnaround Times
3. Disposal Ban Surcharge Data
4. Example Monthly Disposal Ban Report
5. Waste Flows
6. Weigh Scale System Functionality Improvements – anticipated features
7. Batteries and electronics social media communications materials

STS Weekday Inbound Loads Commercial Accounts



WTEF Turnaround Time (10 am - 3 pm)



Metro Vancouver Monthly Disposal Ban Program Data

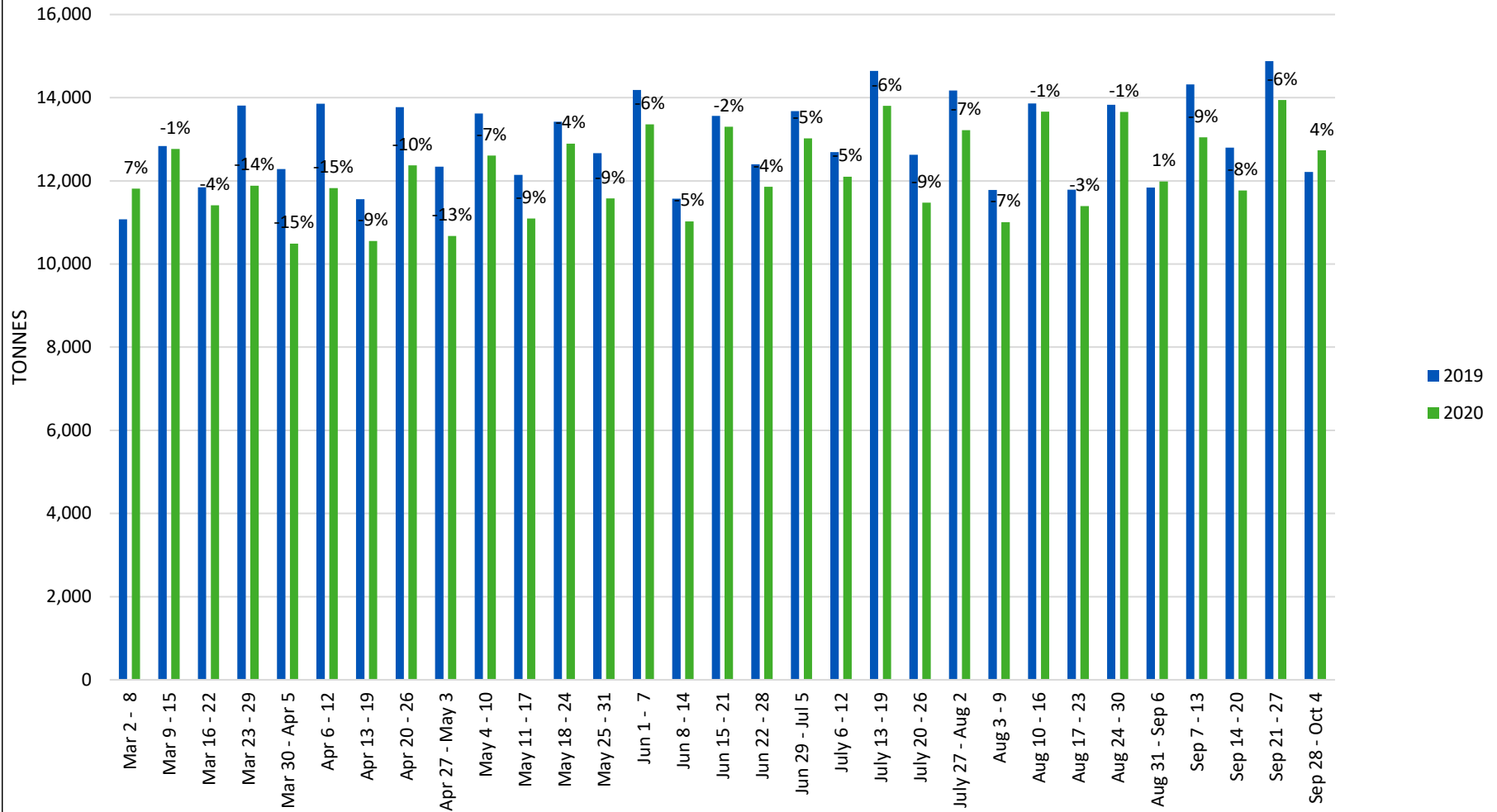
2020 Monthly Surcharges*										
	Jan (Commercial Loads in brackets)	Feb (Commercial Loads in brackets)	Mar (Commercial Loads in brackets)	Apr (Commercial Loads in brackets)	May (Commercial Loads in brackets)	Jun (Commercial Loads in brackets)	Jul (Commercial Loads in brackets)	Aug (Commercial Loads in brackets)	Sep (Commercial Loads in brackets)	Total (Commercial Loads in brackets)
Banned Materials										
Antifreeze & Containers	0 (0)	1 (1)	0 (0)	0 (0)	0 (0)	1 (1)	0 (0)	1 (0)	0 (0)	3 (2)
Automobile Waste	2 (2)	0 (0)	1 (1)	0 (0)	2 (2)	0 (0)	0 (0)	0 (0)	0 (0)	5 (5)
Battery(ies)	0 (0)	0 (0)	0 (0)	0 (0)	0 (0)	0 (0)	0 (0)	1 (0)	1 (1)	2 (1)
Beverage Containers >5%	0 (0)	0 (0)	0 (0)	0 (0)	0 (0)	1 (1)	0 (0)	0 (0)	0 (0)	1 (1)
Clean Wood >5%	19 (14)	23 (19)	14 (8)	10 (8)	22 (15)	23 (12)	22 (17)	26 (19)	13 (8)	172 (120)
Corrugated Cardboard > 5%	89 (82)	78 (76)	91 (88)	116 (109)	81 (74)	95 (78)	96 (89)	107 (94)	88 (83)	841 (773)
Cresosote Wood	0 (0)	0 (0)	0 (0)	0 (0)	0 (0)	0 (0)	1 (1)	0 (0)	0 (0)	1 (1)
Dusty Loads	4 (4)	4 (4)	4 (4)	4 (4)	7 (7)	21 (18)	7 (6)	4 (4)	5 (5)	60 (56)
Electronics	194 (175)	199 (172)	135 (119)	192 (175)	218 (175)	251 (212)	241 (206)	202 (157)	178 (154)	1810 (1545)
EPS (Polystyrene Packaging) >20%	15 (15)	14 (14)	9 (8)	2 (1)	7 (5)	13 (8)	9 (7)	13 (13)	11 (10)	93 (81)
Excrement	0 (0)	0 (0)	0 (0)	0 (0)	0 (0)	0 (0)	0 (0)	0 (0)	1 (1)	1 (1)
Food Waste >25%	12 (12)	16 (16)	15 (15)	16 (16)	14 (14)	23 (23)	30 (29)	13 (13)	24 (24)	163 (162)
Gasoline	0 (0)	0 (0)	0 (0)	1 (0)	0 (0)	0 (0)	0 (0)	0 (0)	0 (0)	1 (0)
Green Waste >5%	0 (0)	3 (2)	4 (1)	5 (3)	7 (3)	11 (5)	6 (1)	5 (1)	6 (1)	47 (17)
Gypsum	2 (1)	10 (6)	14 (7)	13 (11)	22 (16)	17 (11)	20 (15)	19 (14)	21 (13)	138 (94)
Hazardous Waste	0 (0)	1 (1)	0 (0)	0 (0)	1 (1)	3 (3)	1 (1)	0 (0)	1 (1)	7 (7)
Inert Filled	2 (1)	0 (0)	3 (2)	6 (1)	5 (0)	8 (1)	8 (0)	6 (1)	1 (1)	39 (7)
Large Containers >205L	2 (2)	2 (1)	1 (1)	2 (2)	0 (0)	3 (3)	6 (5)	3 (3)	3 (3)	22 (20)
Liquids or Sludge	2 (1)	0 (0)	2 (2)	6 (6)	2 (2)	6 (5)	1 (1)	1 (0)	1 (1)	21 (18)
Mattress(es)	32 (23)	47 (35)	66 (46)	47 (35)	59 (44)	65 (48)	60 (45)	40 (32)	38 (38)	454 (346)
Mixed Recyclable Materials >5%	3 (3)	5 (5)	0 (0)	13 (12)	14 (14)	25 (25)	31 (31)	25 (24)	25 (25)	141 (139)
Oil, Oil Filters, and Oil Containers	3 (3)	3 (2)	7 (7)	4 (3)	8 (7)	9 (6)	6 (6)	12 (8)	6 (5)	58 (47)
Other Recyclable Containers >5%	1 (1)	0 (0)	0 (0)	0 (0)	0 (0)	1 (1)	0 (0)	0 (0)	0 (0)	2 (2)
Oversized Object	26 (23)	38 (31)	39 (34)	47 (39)	67 (63)	96 (85)	65 (49)	72 (60)	92 (80)	542 (464)
Paint or Paint Containers	12 (9)	12 (10)	14 (8)	29 (20)	32 (22)	28 (19)	26 (23)	37 (24)	34 (22)	224 (157)
Pharmaceuticals	0 (0)	0 (0)	0 (0)	0 (0)	0 (0)	0 (0)	0 (0)	1 (1)	0 (0)	1 (1)
Propane Tanks	3 (2)	2 (2)	4 (3)	4 (1)	7 (6)	6 (4)	5 (5)	4 (3)	6 (4)	41 (30)
Recyclable Paper	0 (0)	0 (0)	0 (0)	1 (1)	4 (4)	3 (2)	3 (3)	0 (0)	3 (2)	14 (12)
Recyclable Paper >5%	1 (0)	0 (0)	0 (0)	1 (1)	2 (2)	1 (1)	4 (2)	3 (3)	2 (0)	14 (9)
Tires	13 (12)	16 (15)	16 (14)	27 (26)	15 (14)	19 (15)	20 (20)	14 (14)	16 (14)	156 (144)
Wire, Hosing, Rope, or Cable >1m	6 (5)	8 (8)	4 (4)	7 (6)	7 (6)	20 (16)	34 (27)	12 (8)	23 (21)	121 (101)
Worksafe Hazard Material	0 (0)	0 (0)	0 (0)	0 (0)	1 (1)	1 (1)	1 (1)	0 (0)	1 (0)	4 (3)
Monthly Total	443 (390)	482 (420)	443 (372)	553 (480)	604 (497)	750 (604)	703 (590)	621 (496)	600 (517)	5199 (4366)

* Data has not been reconciled.

Date	Site	Ticket No.	Net Weight	Hauler Name	Bill To Name	Vehicle Type	Licence No.	Product Name	Mattress Fee	\$65 Surcharge	50% Surcharge	100% Surcharge	Transaction Fee	Unsecure Fee	Fee Cost	Net Cost	Total Cost
2-Jul-20	CRRP	1234567	8,130	Waste Hauler Name	Waste Hauler Bill To Name	Roll Off	ABC123	Garbage	\$0.00	\$65.00	\$0.00	\$0.00	\$5.00	\$0.00	\$70.00	\$891.00	\$961.00
2-Jul-20	CRRP	1234568	7,835	Waste Hauler Name	Waste Hauler Bill To Name	Front End Loader	DEF456	Garbage	\$15.00	\$65.00	\$0.00	\$0.00	\$5.00	\$0.00	\$85.00	\$891.00	\$976.00
2-Jul-20	CRRP	1234569	7,750	Waste Hauler Name	Waste Hauler Bill To Name	Side Loader	GHI789	Garbage	\$0.00	\$65.00	\$0.00	\$0.00	\$5.00	\$0.00	\$70.00	\$891.00	\$961.00
2-Jul-20	CRRP	1234570	6,660	Waste Hauler Name	Waste Hauler Bill To Name	Roll Off	ABC123	Garbage	\$15.00	\$65.00	\$0.00	\$0.00	\$5.00	\$0.00	\$85.00	\$832.50	\$917.50
2-Jul-20	CRRP	1234571	8,635	Waste Hauler Name	Waste Hauler Bill To Name	Front End Loader	DEF456	Garbage	\$0.00	\$65.00	\$0.00	\$0.00	\$5.00	\$0.00	\$70.00	\$891.00	\$961.00
2-Jul-20	CRRP	1234572	5,080	Waste Hauler Name	Waste Hauler Bill To Name	Side Loader	GHI789	Garbage	\$0.00	\$65.00	\$0.00	\$0.00	\$5.00	\$0.00	\$70.00	\$635.00	\$705.00
2-Jul-20	CRRP	1234573	7,950	Waste Hauler Name	Waste Hauler Bill To Name	Roll Off	ABC123	Garbage	\$0.00	\$65.00	\$0.00	\$0.00	\$5.00	\$0.00	\$70.00	\$891.00	\$961.00
3-Jul-20	CRRP	1234574	6,460	Waste Hauler Name	Waste Hauler Bill To Name	Front End Loader	DEF456	Garbage	\$0.00	\$65.00	\$0.00	\$0.00	\$5.00	\$0.00	\$70.00	\$807.50	\$877.50
7-Jul-20	CRRP	1234575	6,595	Waste Hauler Name	Waste Hauler Bill To Name	Side Loader	GHI789	Garbage	\$0.00	\$65.00	\$0.00	\$0.00	\$5.00	\$0.00	\$70.00	\$824.38	\$894.38
7-Jul-20	CRRP	1234576	4,580	Waste Hauler Name	Waste Hauler Bill To Name	Roll Off	ABC123	Garbage	\$15.00	\$65.00	\$0.00	\$0.00	\$5.00	\$0.00	\$85.00	\$572.50	\$657.50
7-Jul-20	CRRP	1234577	9,530	Waste Hauler Name	Waste Hauler Bill To Name	Front End Loader	DEF456	Garbage	\$0.00	\$65.00	\$0.00	\$0.00	\$5.00	\$0.00	\$70.00	\$943.47	\$1,013.47
7-Jul-20	CRRP	1234578	5,455	Waste Hauler Name	Waste Hauler Bill To Name	Side Loader	GHI789	Garbage	\$0.00	\$65.00	\$0.00	\$0.00	\$5.00	\$0.00	\$70.00	\$681.88	\$751.88
8-Jul-20	CRRP	1234579	6,100	Waste Hauler Name	Waste Hauler Bill To Name	Roll Off	ABC123	Garbage	\$0.00	\$65.00	\$0.00	\$0.00	\$5.00	\$0.00	\$70.00	\$762.50	\$832.50
8-Jul-20	CRRP	1234580	9,985	Waste Hauler Name	Waste Hauler Bill To Name	Front End Loader	DEF456	Garbage	\$15.00	\$65.00	\$0.00	\$0.00	\$5.00	\$0.00	\$85.00	\$988.52	\$1,073.52
8-Jul-20	CRRP	1234581	5,080	Waste Hauler Name	Waste Hauler Bill To Name	Side Loader	GHI789	Garbage	\$0.00	\$65.00	\$0.00	\$0.00	\$5.00	\$0.00	\$70.00	\$635.00	\$705.00
8-Jul-20	CRRP	1234582	4,660	Waste Hauler Name	Waste Hauler Bill To Name	Roll Off	ABC123	Garbage	\$0.00	\$65.00	\$0.00	\$0.00	\$5.00	\$0.00	\$70.00	\$582.50	\$652.50
8-Jul-20	CRRP	1234583	6,360	Waste Hauler Name	Waste Hauler Bill To Name	Front End Loader	DEF456	Garbage	\$0.00	\$65.00	\$0.00	\$0.00	\$5.00	\$0.00	\$70.00	\$795.00	\$865.00
9-Jul-20	CRRP	1234584	5,225	Waste Hauler Name	Waste Hauler Bill To Name	Side Loader	GHI789	Garbage	\$0.00	\$65.00	\$0.00	\$0.00	\$5.00	\$0.00	\$70.00	\$653.13	\$723.13
9-Jul-20	CRRP	1234585	1,390	Waste Hauler Name	Waste Hauler Bill To Name	Roll Off	ABC123	Garbage	\$0.00	\$65.00	\$0.00	\$0.00	\$5.00	\$0.00	\$70.00	\$173.75	\$243.75
12-Jul-20	CRRP	1234586	4,425	Waste Hauler Name	Waste Hauler Bill To Name	Front End Loader	DEF456	Garbage	\$0.00	\$65.00	\$0.00	\$0.00	\$5.00	\$0.00	\$70.00	\$553.13	\$623.13
14-Jul-20	CRRP	1234587	5,290	Waste Hauler Name	Waste Hauler Bill To Name	Side Loader	GHI789	Garbage	\$0.00	\$65.00	\$0.00	\$0.00	\$5.00	\$0.00	\$70.00	\$661.25	\$731.25
14-Jul-20	CRRP	1234588	10,960	Waste Hauler Name	Waste Hauler Bill To Name	Roll Off	ABC123	Garbage	\$0.00	\$65.00	\$0.00	\$0.00	\$5.00	\$0.00	\$70.00	\$1,085.04	\$1,155.04
14-Jul-20	CRRP	1234589	6,970	Waste Hauler Name	Waste Hauler Bill To Name	Front End Loader	DEF456	Garbage	\$0.00	\$65.00	\$0.00	\$0.00	\$5.00	\$0.00	\$70.00	\$871.25	\$941.25
14-Jul-20	CRRP	1234590	9,460	Waste Hauler Name	Waste Hauler Bill To Name	Side Loader	GHI789	Garbage	\$0.00	\$65.00	\$0.00	\$0.00	\$5.00	\$0.00	\$70.00	\$936.54	\$1,006.54
14-Jul-20	CRRP	1234591	6,850	Waste Hauler Name	Waste Hauler Bill To Name	Roll Off	ABC123	Garbage	\$0.00	\$65.00	\$0.00	\$0.00	\$5.00	\$0.00	\$70.00	\$856.25	\$926.25
15-Jul-20	CRRP	1234592	7,005	Waste Hauler Name	Waste Hauler Bill To Name	Front End Loader	DEF456	Garbage	\$0.00	\$65.00	\$0.00	\$0.00	\$5.00	\$0.00	\$70.00	\$875.63	\$945.63
15-Jul-20	CRRP	1234593	6,490	Waste Hauler Name	Waste Hauler Bill To Name	Side Loader	GHI789	Garbage	\$0.00	\$65.00	\$0.00	\$0.00	\$5.00	\$0.00	\$70.00	\$811.25	\$881.25
16-Jul-20	CRRP	1234594	5,250	Waste Hauler Name	Waste Hauler Bill To Name	Roll Off	ABC123	Garbage	\$0.00	\$65.00	\$0.00	\$0.00	\$5.00	\$0.00	\$70.00	\$656.25	\$726.25
16-Jul-20	CRRP	1234595	8,115	Waste Hauler Name	Waste Hauler Bill To Name	Front End Loader	DEF456	Garbage	\$0.00	\$65.00	\$0.00	\$0.00	\$5.00	\$0.00	\$70.00	\$891.00	\$961.00
16-Jul-20	CRRP	1234596	7,930	Waste Hauler Name	Waste Hauler Bill To Name	Side Loader	GHI789	Garbage	\$0.00	\$65.00	\$0.00	\$0.00	\$5.00	\$0.00	\$70.00	\$891.00	\$961.00
17-Jul-20	CRRP	1234597	9,985	Waste Hauler Name	Waste Hauler Bill To Name	Roll Off	ABC123	Garbage	\$0.00	\$65.00	\$0.00	\$0.00	\$5.00	\$0.00	\$70.00	\$988.52	\$1,058.52
18-Jul-20	CRRP	1234598	4,410	Waste Hauler Name	Waste Hauler Bill To Name	Front End Loader	DEF456	Garbage	\$0.00	\$65.00	\$0.00	\$0.00	\$5.00	\$0.00	\$70.00	\$551.25	\$621.25
18-Jul-20	CRRP	1234599	7,705	Waste Hauler Name	Waste Hauler Bill To Name	Side Loader	GHI789	Garbage	\$0.00	\$65.00	\$0.00	\$0.00	\$5.00	\$0.00	\$70.00	\$891.00	\$961.00
20-Jul-20	CRRP	1234600	1,500	Waste Hauler Name	Waste Hauler Bill To Name	Roll Off	ABC123	Garbage	\$15.00	\$65.00	\$0.00	\$0.00	\$5.00	\$0.00	\$85.00	\$187.50	\$272.50
21-Jul-20	CRRP	1234601	5,160	Waste Hauler Name	Waste Hauler Bill To Name	Front End Loader	DEF456	Garbage	\$0.00	\$65.00	\$0.00	\$0.00	\$5.00	\$0.00	\$70.00	\$645.00	\$715.00
21-Jul-20	CRRP	1234602	1,070	Waste Hauler Name	Waste Hauler Bill To Name	Side Loader	GHI789	Garbage	\$0.00	\$65.00	\$0.00	\$0.00	\$5.00	\$0.00	\$70.00	\$133.75	\$203.75
22-Jul-20	CRRP	1234603	6,060	Waste Hauler Name	Waste Hauler Bill To Name	Roll Off	ABC123	Garbage	\$0.00	\$65.00	\$0.00	\$0.00	\$5.00	\$0.00	\$70.00	\$757.50	\$827.50
22-Jul-20	CRRP	1234604	8,475	Waste Hauler Name	Waste Hauler Bill To Name	Front End Loader	DEF456	Garbage	\$0.00	\$65.00	\$0.00	\$0.00	\$5.00	\$0.00	\$70.00	\$891.00	\$961.00
23-Jul-20	CRRP	1234605	1,390	Waste Hauler Name	Waste Hauler Bill To Name	Side Loader	GHI789	Garbage	\$0.00	\$65.00	\$0.00	\$0.00	\$5.00	\$0.00	\$70.00	\$173.75	\$243.75
28-Jul-20	CRRP	1234606	4,210	Waste Hauler Name	Waste Hauler Bill To Name	Roll Off	ABC123	Garbage	\$15.00	\$65.00	\$0.00	\$0.00	\$5.00	\$0.00	\$85.00	\$526.25	\$611.25
29-Jul-20	CRRP	1234607	6,650	Waste Hauler Name	Waste Hauler Bill To Name	Front End Loader	DEF456	Garbage	\$0.00	\$65.00	\$0.00	\$0.00	\$5.00	\$0.00	\$70.00	\$831.25	\$901.25
1-Aug-20	CRRP	1234608	11,585	Waste Hauler Name	Waste Hauler Bill To Name	Side Loader	GHI789	Garbage	\$0.00	\$65.00	\$0.00	\$0.00	\$5.00	\$0.00	\$70.00	\$1,146.92	\$1,216.92
4-Aug-20	CRRP	1234609	11,785	Waste Hauler Name	Waste Hauler Bill To Name	Roll Off	ABC123	Garbage	\$0.00	\$65.00	\$0.00	\$0.00	\$5.00	\$0.00	\$70.00	\$1,166.72	\$1,236.72
4-Aug-20	CRRP	1234610	9,265	Waste Hauler Name	Waste Hauler Bill To Name	Front End Loader	DEF456	Garbage	\$0.00	\$65.00	\$0.00	\$0.00	\$5.00	\$0.00	\$70.00	\$917.24	\$987.24
4-Aug-20	CRRP	1234611	6,640	Waste Hauler Name	Waste Hauler Bill To Name	Side Loader	GHI789	Garbage	\$0.00	\$65.00	\$0.00	\$0.00	\$5.00	\$0.00	\$70.00	\$830.00	\$900.00
4-Aug-20	CRRP	1234612	9,345	Waste Hauler Name	Waste Hauler Bill To Name	Roll Off	ABC123	Garbage	\$0.00	\$65.00	\$0.00	\$0.00	\$5.00	\$0.00	\$70.00	\$925.16	\$995.16
8-Aug-20	CRRP	1234613	5,840	Waste Hauler Name	Waste Hauler Bill To Name	Front End Loader	DEF456	Garbage	\$0.00	\$65.00	\$0.00	\$0.00	\$5.00	\$0.00	\$70.00	\$730.00	\$800.00
8-Aug-20	CRRP	1234614	11,425	Waste Hauler Name	Waste Hauler Bill To Name	Side Loader	GHI789	Garbage	\$0.00	\$65.00	\$0.00	\$0.00	\$5.00	\$0.00	\$70.00	\$1,131.08	\$1,201.08
11-Aug-20	CRRP	1234615	12,465	Waste Hauler Name	Waste Hauler Bill To Name	Roll Off	ABC123	Garbage	\$0.00	\$65.00	\$0.00	\$0.00	\$5.00	\$0.00	\$70.00	\$1,234.04	\$1,304.04
12-Aug-20	CRRP	1234616	11,485	Waste Hauler Name	Waste Hauler Bill To Name	Front End Loader	DEF456	Garbage	\$0.00	\$65.00	\$0.00	\$0.00	\$5.00	\$0.00	\$70.00	\$1,137.02	\$1,207.02
12-Aug-20	CRRP	1234617	4,325	Waste Hauler Name	Waste Hauler Bill To Name	Side Loader	GHI789	Garbage	\$0.00	\$65.00	\$0.00	\$0.00	\$5.00	\$0.00	\$70.00	\$540.63	\$610.63
14-Aug-20	CRRP	1234618	3,240	Waste Hauler Name	Waste Hauler Bill To Name	Roll Off	ABC123	Garbage	\$0.00	\$65.00	\$0.00	\$0.00	\$5.00	\$0.00	\$70.00	\$405.00	\$475.00
14-Aug-20	CRRP	1234619	2,660	Waste Hauler Name	Waste Hauler Bill To Name	Front End Loader	DEF456	Garbage	\$0.00	\$65.00	\$0.00	\$0.00	\$5.00	\$0.00	\$70.00	\$332.50	\$402.50
14-Aug-20	CRRP	1234620	7,170	Waste Hauler Name	Waste Hauler Bill To Name	Side Loader	GHI789	Garbage	\$0.00	\$65.00	\$0.00	\$0.00	\$5.00	\$0.00	\$70.00	\$891.00	\$961.00
17-Aug-20	CRRP	1234621	2,150	Waste Hauler Name	Waste Hauler Bill To Name	Roll Off	ABC123	Garbage	\$90.00	\$65.00	\$0.00	\$0.00	\$5.00	\$0.00	\$160.00	\$268.75	\$428.75
19-Aug-20	CRRP	1234622	9,345	Waste Hauler Name	Waste Hauler Bill To Name	Front End Loader	DEF456	Garbage	\$0.00	\$65.00	\$0.00	\$0.00	\$5.00	\$0.00	\$70.00	\$925.16	\$995.16
20-Aug-20	CRRP	1234623	4,190	Waste Hauler Name	Waste Hauler Bill To Name	Side Loader	GHI789	Garbage	\$0.00	\$65.00	\$0.00	\$0.00	\$5.00	\$0.00	\$70.00	\$523.75	\$593.75
20-Aug-20	CRRP	1234624	9,165	Waste Hauler Name	Waste Hauler Bill To Name	Roll Off	ABC123	Garbage	\$0.00	\$65.00	\$0.00	\$0.00	\$5.00	\$0.00	\$70.00	\$907.34	\$977.34
20-Aug-20	CRRP	1234625	1,450	Waste Hauler Name	Waste Hauler Bill To Name	Front End Loader	DEF456	Garbage	\$0.00	\$65.00	\$0.00	\$0.00	\$5.00	\$0.00	\$70.00	\$181.25	\$251.25
20-Aug-20	CRRP	1234626	8,345	Waste Hauler Name	Waste Hauler Bill To Name	Side Loader	GHI789	Garbage	\$0.00	\$65.00	\$0.00	\$0.00	\$5.00	\$0.00	\$70.00	\$891.00	\$961.00

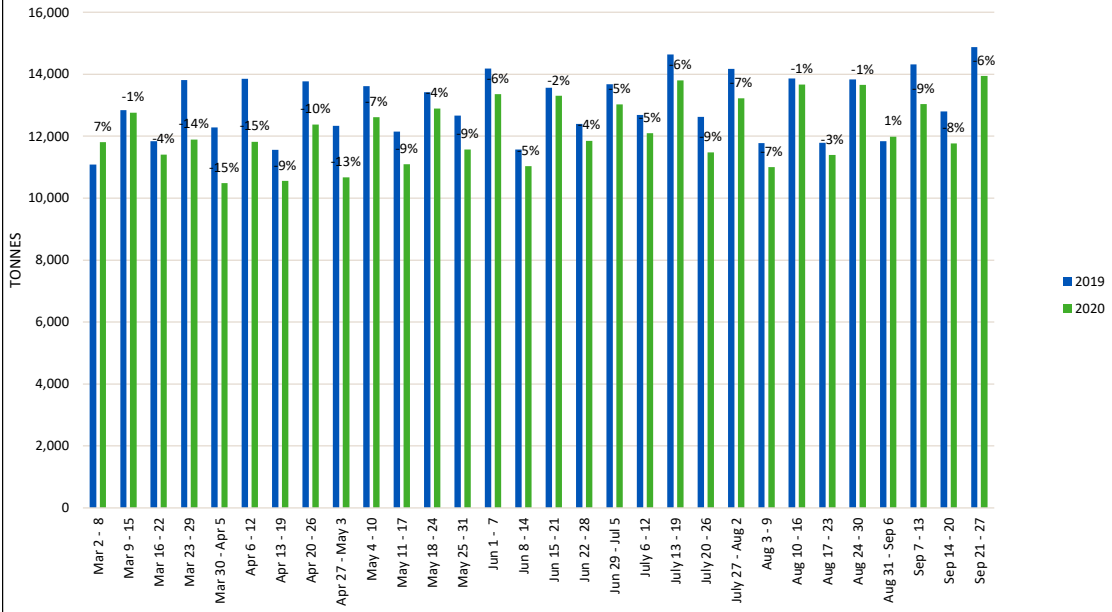
Metro Vancouver Waste Quantities*

2019 vs 2020**



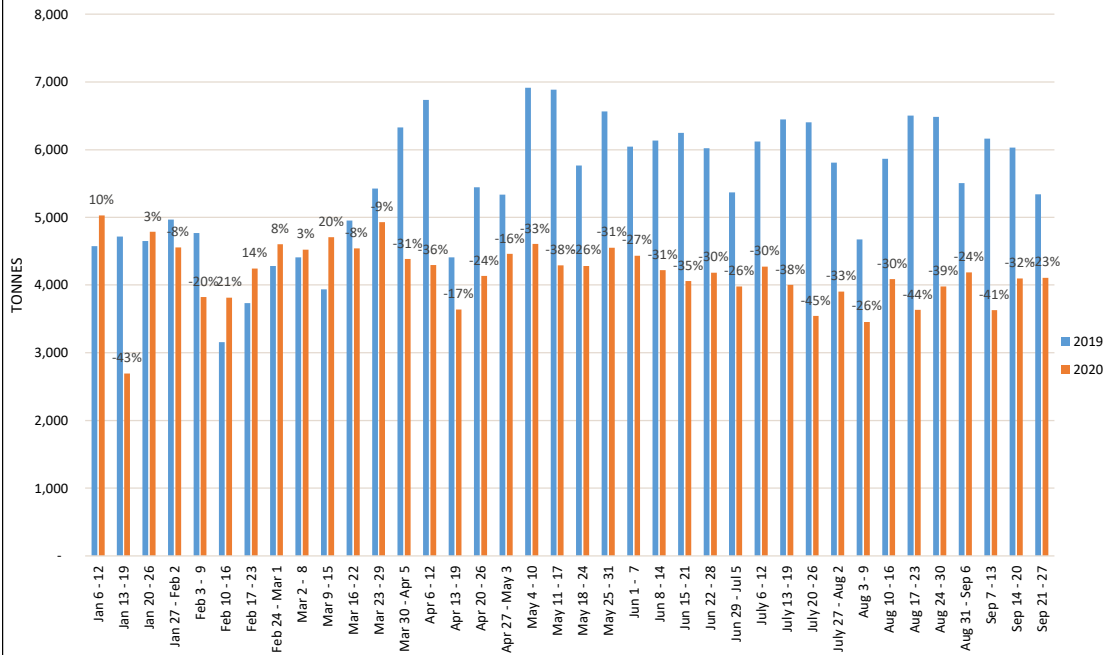
*Metro Vancouver's Five Transfer Stations & the Waste-to-Energy Facility
 **Sep data not reconciled to date

Metro Vancouver Waste Quantities* 2019 vs 2020**



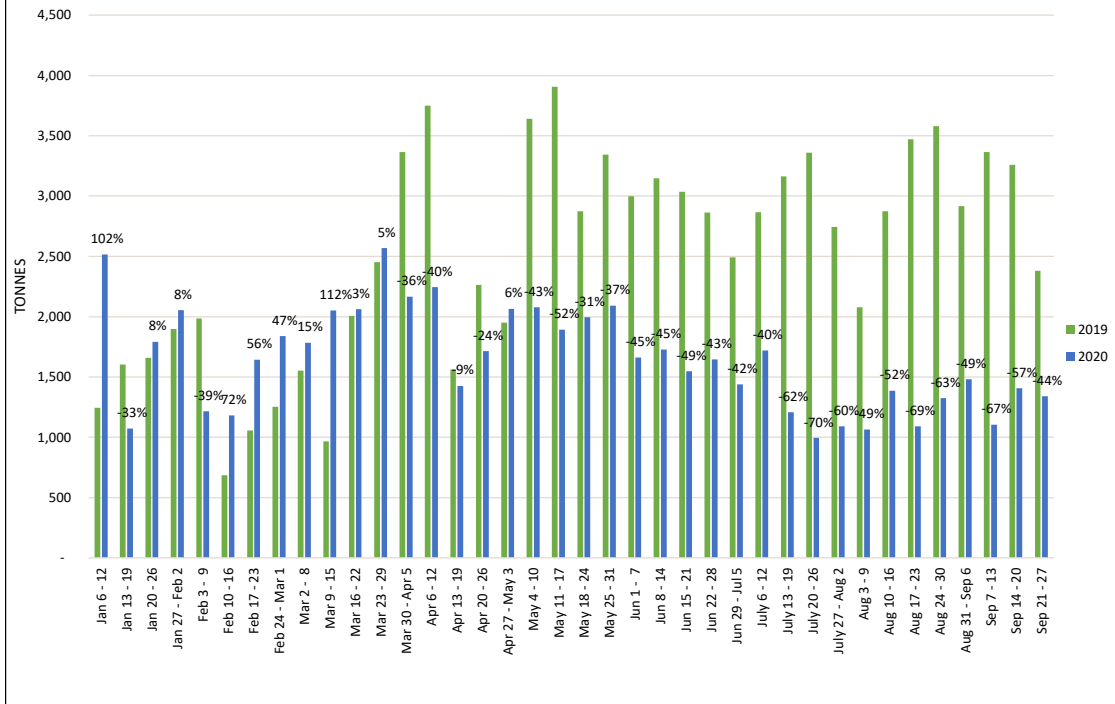
*Metro Vancouver's Five Transfer Stations & the Waste-to-Energy Facility
**Sep data not reconciled to date

City of Vancouver Waste Quantities* 2019 vs 2020

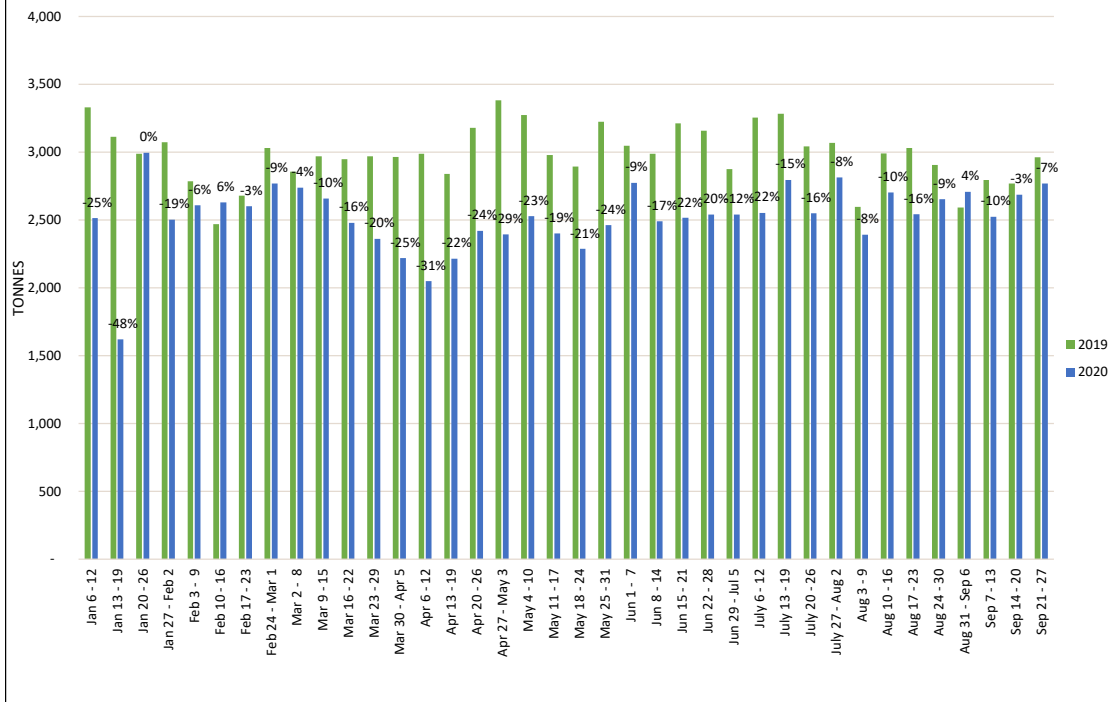


*Vancouver Landfill & Vancouver South Transfer Station

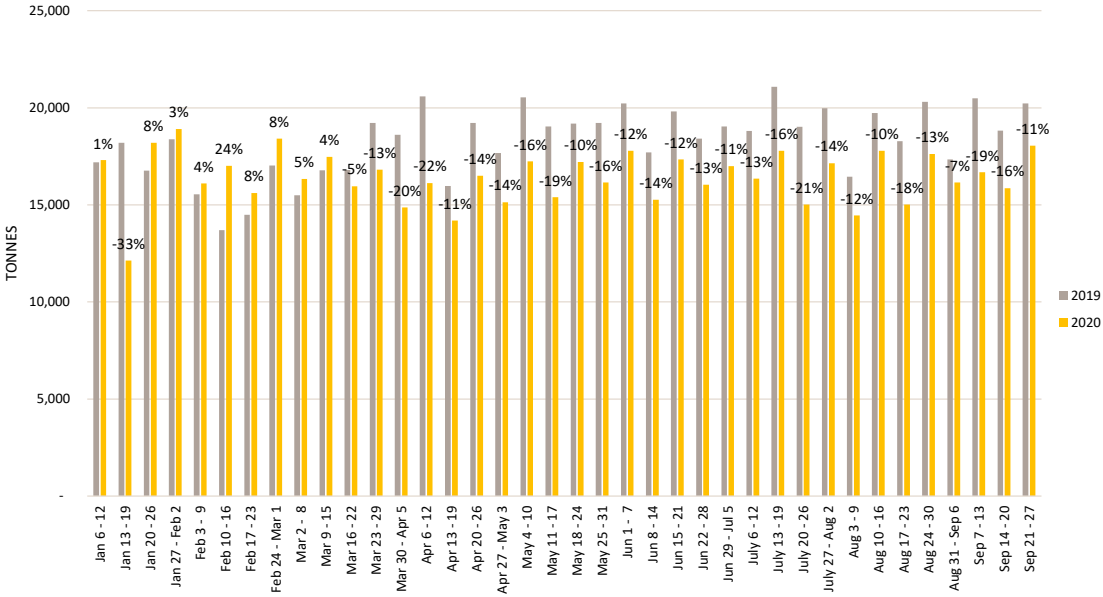
Vancouver Landfill Waste Quantities 2019 vs 2020



Vancouver South Transfer Station Waste Quantities 2019 vs 2020



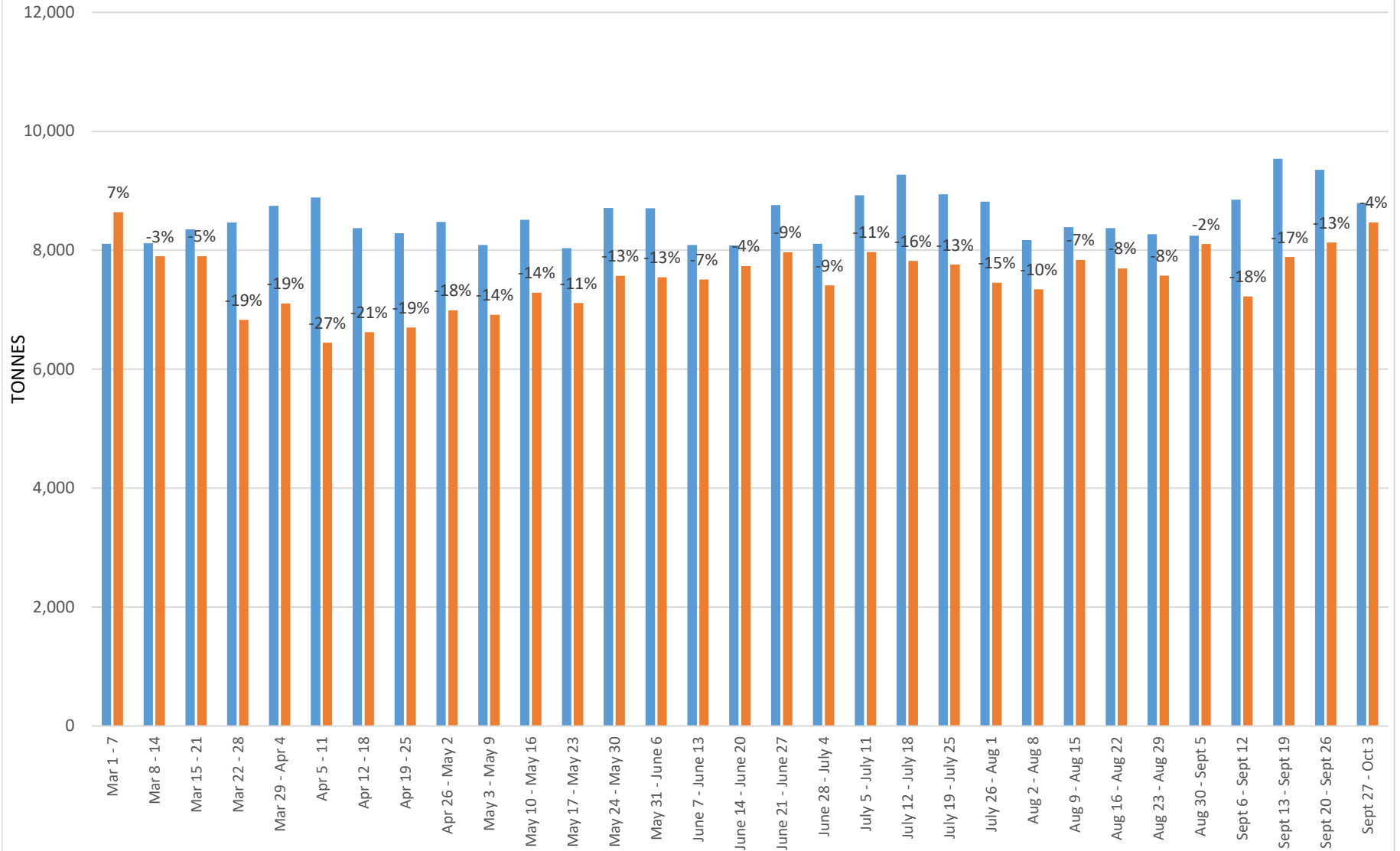
Metro Vancouver and City of Vancouver Waste Quantities 2019 vs 2020*



* Metro Vancouver Sep data not reconciled to date

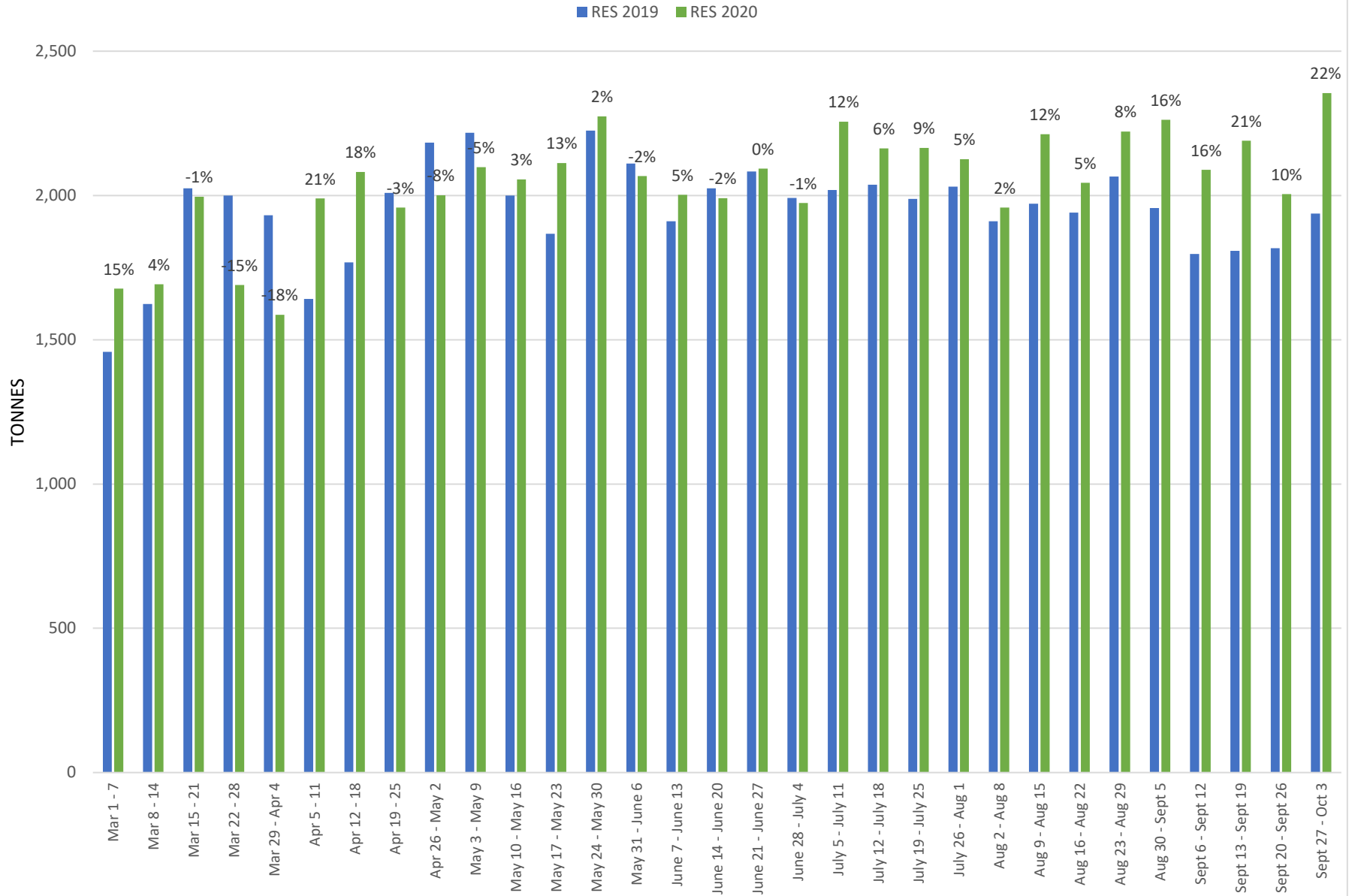
Metro Vancouver Commercial (Account) Customer Waste Quantities*

COM 2019 COM 2020



*Coquitlam, Surrey, North Shore Transfer Stations & the Waste-to-Energy Facility

Metro Vancouver Non-Account Customer Waste Quantities*

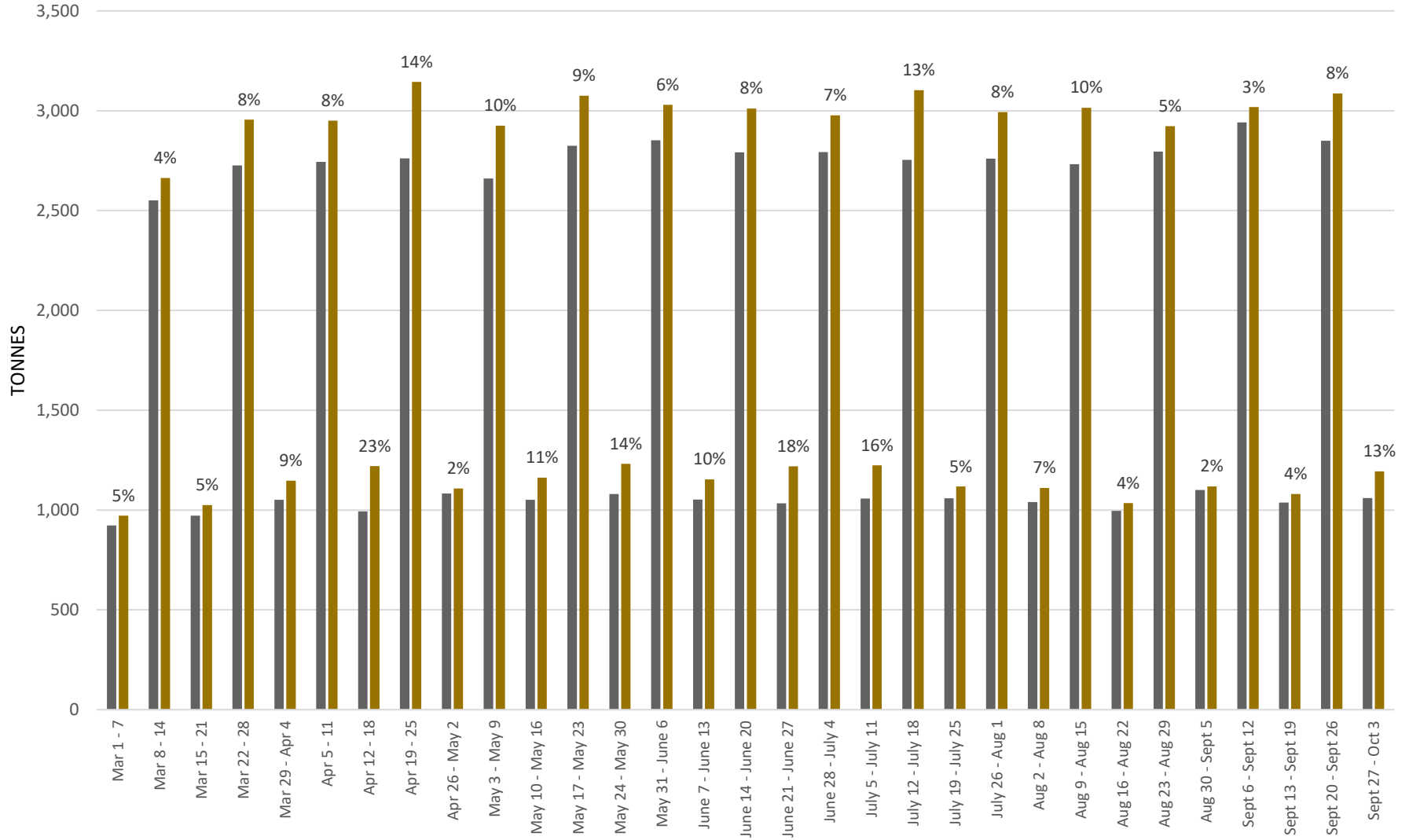


*All Metro Vancouver Transfer Stations (excludes Waste-to-Energy Facility)

Metro Vancouver Single Family Curbside Waste Quantities*

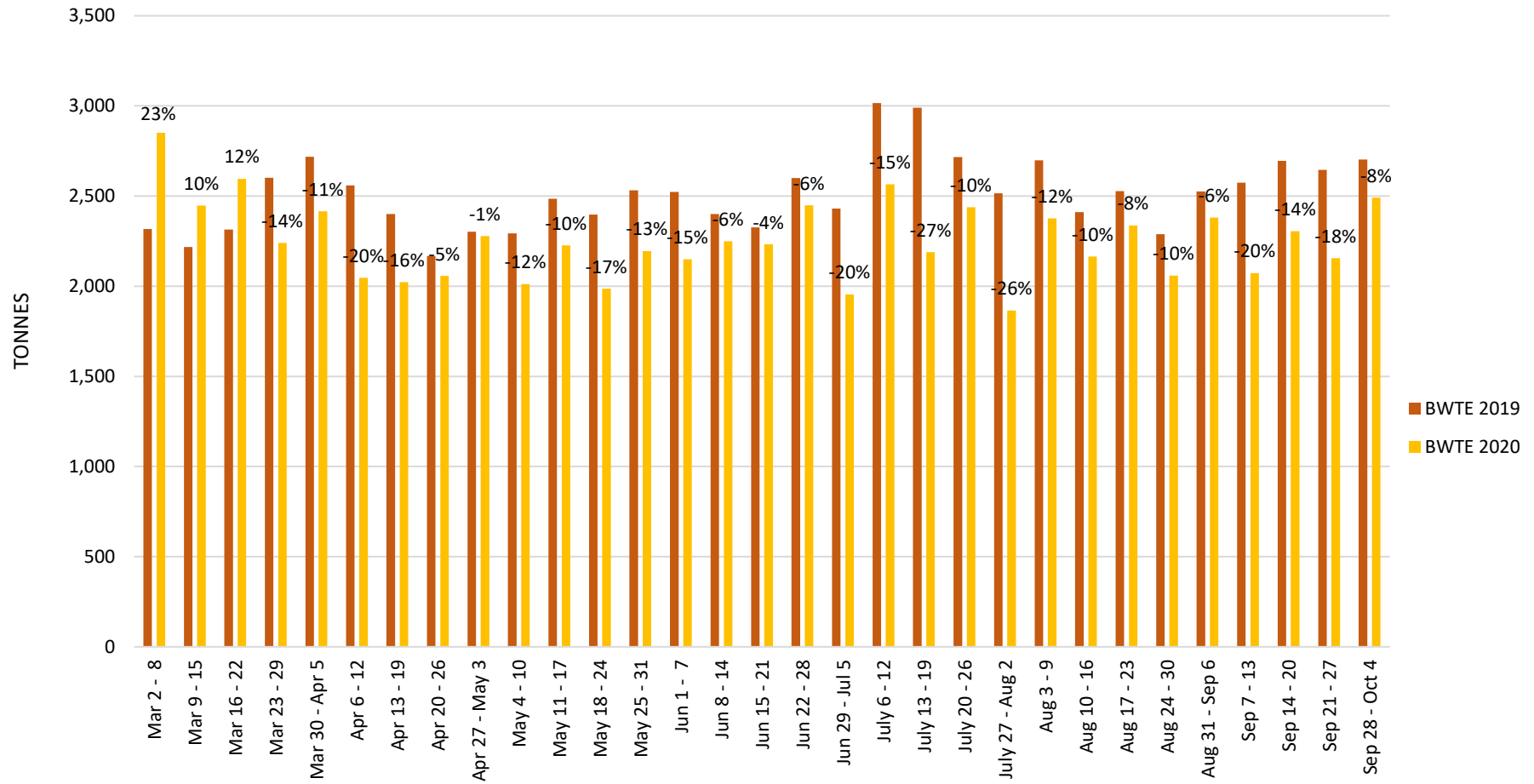
■ MUN - Curbside 2019 ■ MUN - Curbside 2020

*Hauled by Commercial & Municipal vehicles



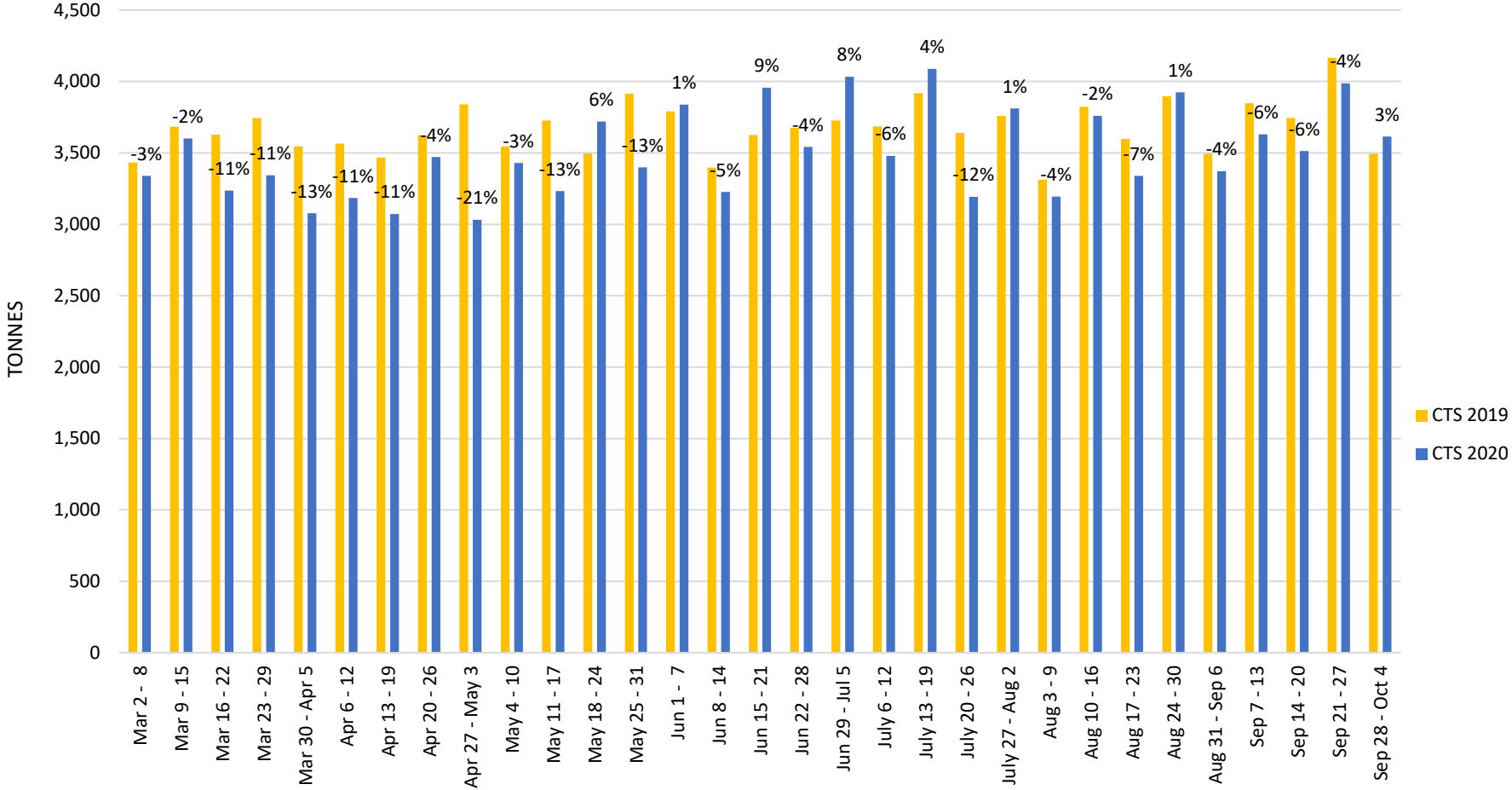
*Coquitlam, Surrey, North Shore Transfer Stations & the Waste-to-Energy Facility

Waste-to-Energy Facility Waste Quantities 2019 vs 2020*



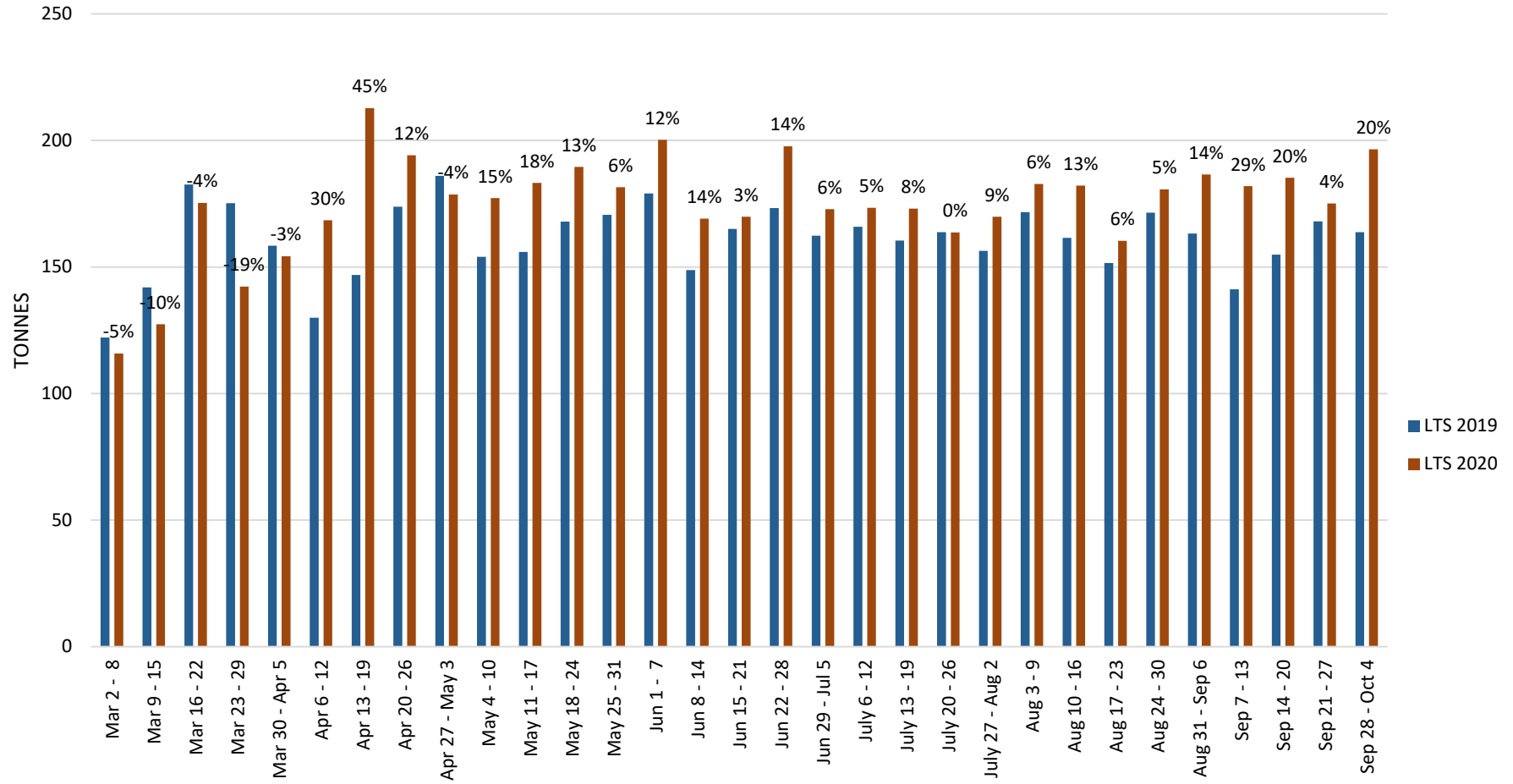
*July data not reconciled to date

Coquitlam Transfer Station Waste Quantities 2019 vs 2020*



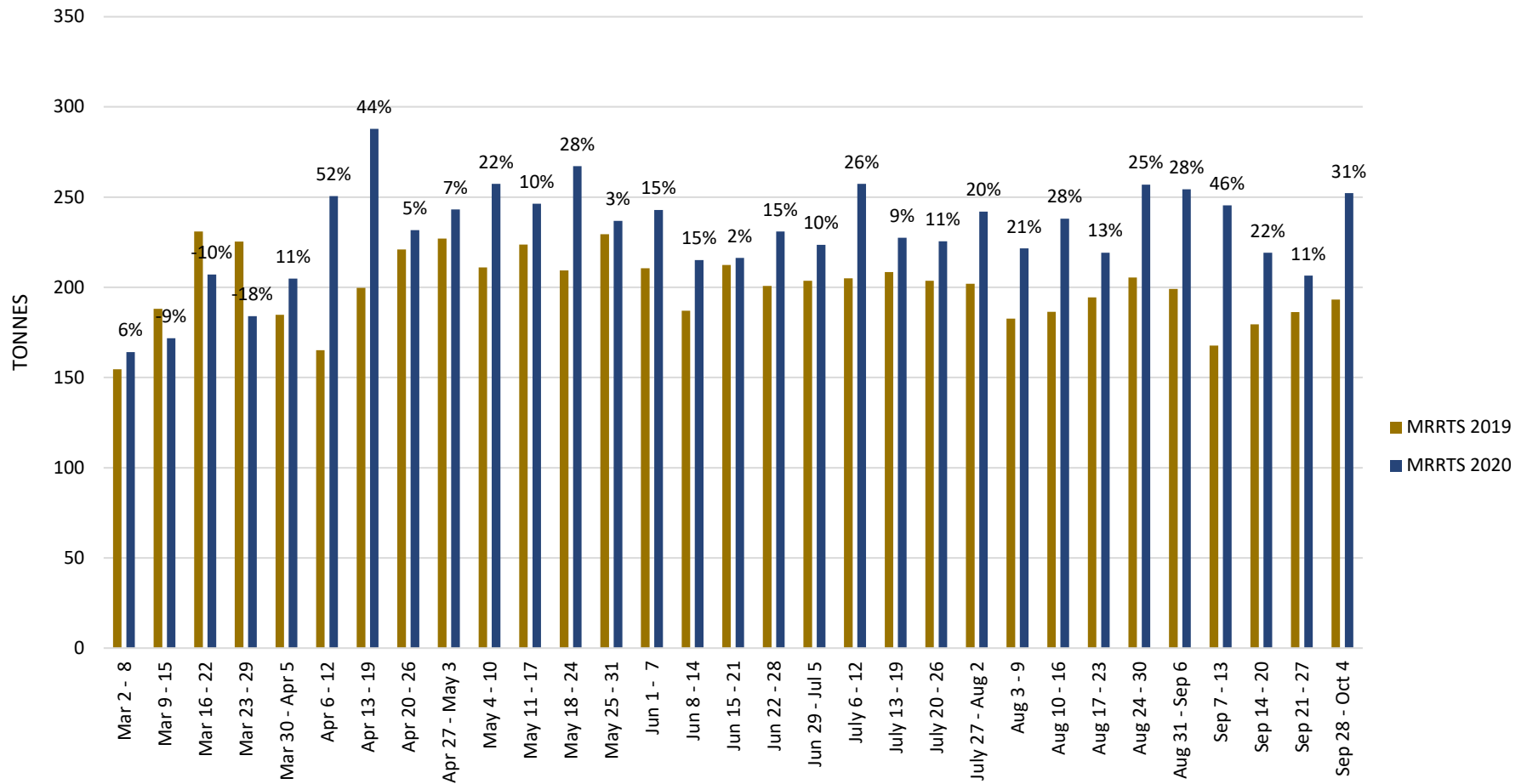
*July data not reconciled to date

Langley Transfer Station Waste Quantities 2019 vs 2020*



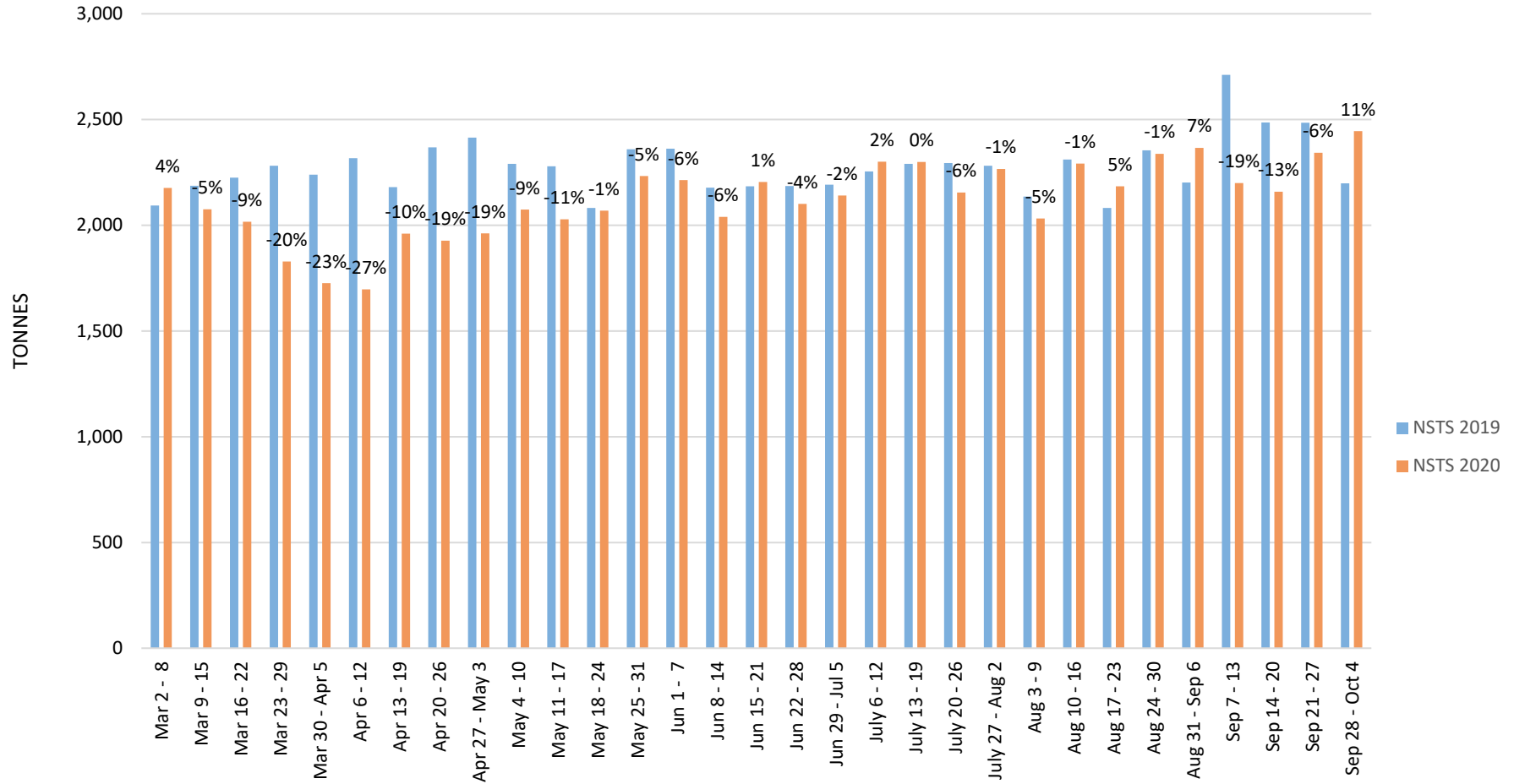
*July data not reconciled to date

Maple Ridge Transfer Station Waste Quantities 2019 vs 2020*



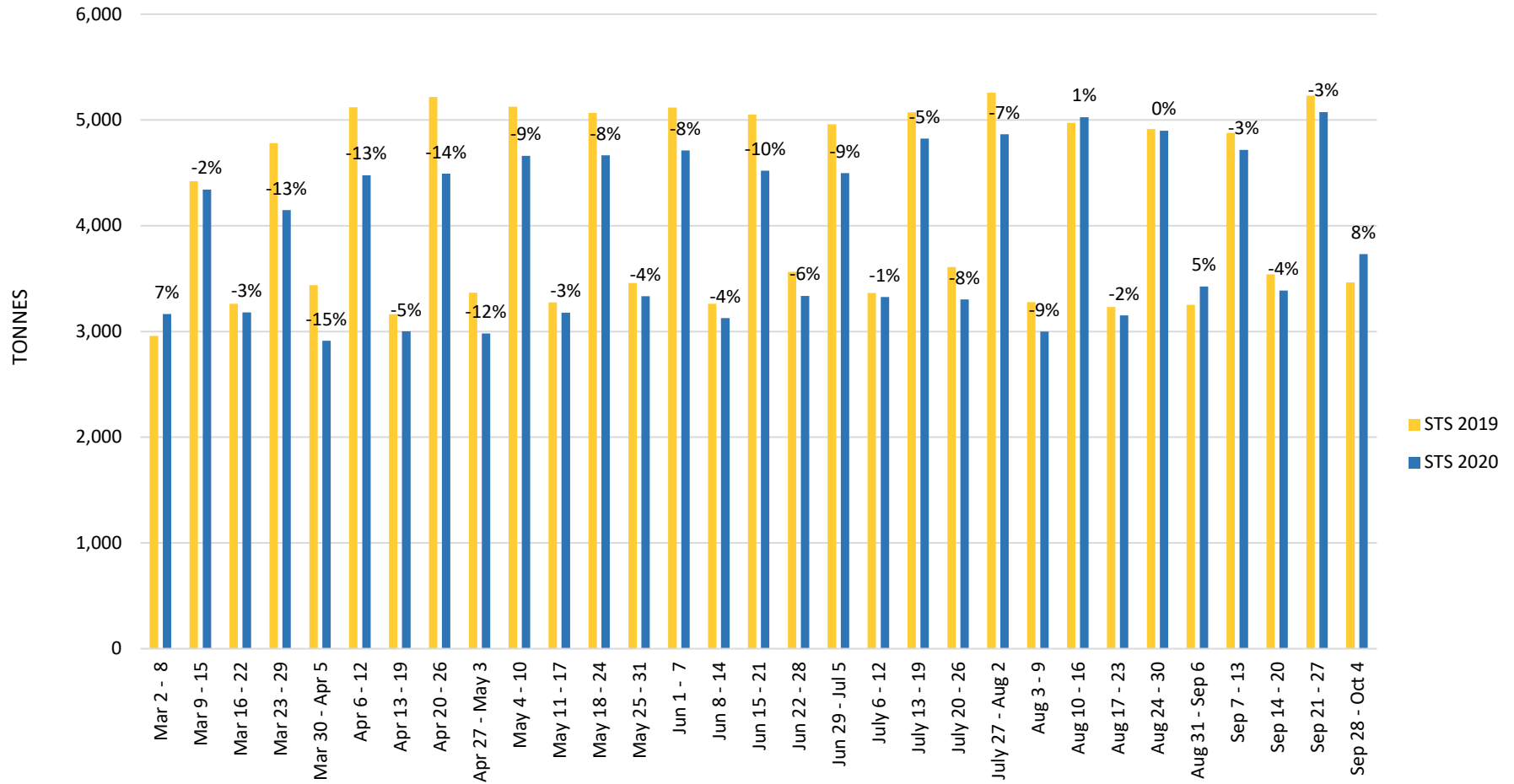
*July data not reconciled to date

North Shore Transfer Station Waste Quantities 2019 vs 2020*



*July data not reconciled to date

Surrey Transfer Station Waste Quantities 2019 vs 2020*



*July data not reconciled to date

Weigh Scale System Upgrade Potential Functionality Improvements

1. Automated license plate recognition for both attended and non-attended scales supporting the elimination of signature pads.
2. Potential for use of phones instead of cards for unattended scales (using QR codes).
3. Ability to email scale receipts rather than printed for driver (expect to be optional functionality with the ability for printed receipts if desired).
4. Disposal ban monthly reports including photos.
5. Weigh scale attendant no longer required to enter payment into the Moneris system for credit card transactions.

metrovancouver

Gold

Silver

Lithium

Copper

Aluminum

Tin

Magnesium

More than meets the eye

metrovancouver

Give used batteries a new life

metrovancouver

Give used electronics a new life

WMABC – Metro Vancouver – Vancouver – Surrey Discussion

Friday, October 9, 2020

10:00 am – 11:00 am

ZOOM meeting – Online/Phone

Attendees

WMABC: Lori Bryan, Grant Hankins, David Millman, Josh JansenVandorn, Noel Massey

City of Vancouver: Albert Shames, Chris Underwood, Lynn Belanger

City of Surrey: Harry Janda

Metro Vancouver: Paul Henderson, Chris Allan, Sarah Evanetz, Stephanie Liu

AGENDA

1. Metro Vancouver Facility Operational Updates
 - a. Hours of operation at Surrey Transfer Station (Attachment 1)
 - Pretty consistent use through August and September in the last hour of opening from 5-6pm. ... but less use than earlier in the afternoon as expected
 - Will keep watching but our plan is revert to 5pm closing as of November 1
 - Time change will happen and 6pm will be a lot darker than it is now, so will probably impact use.
 - Will look at the Spring timing, and also next fall whether to stay open late to November 1 in future as well.
 - Will continue to monitor usage. See if it warrants a contract change with Emterra.
 - b. Surrey Transfer Station operations / waste inventory
 - Issue with getting sufficient equipment?
 - Another hauler has been hired to help with trucking side. Were issues with availability on trucking side. – either mechanical difficulties or not enough drivers / drivers calling in sick
 - Also added a new machine at Surrey. Will work over the weekend and next week to try to get the inventory gone
 - Noel: that still doesn't help day to day operations as we don't know those answers. We made a call to STS when my first driver got stuck in the lineup. After the scale he waited 45 mins, on Tuesday. Then had to turn my guys around and said don't go into the line. The line-up camera doesn't tell me there's a major problem inside the facility.
 - MV: If facilities aren't safe we need to shut them down - we're either operational or not. We won't say "facility is open but don't come here".
 - Lori's suggestion: maybe an alert that there is a delay at a certain facility, for 45min or 1 hr etc, so maybe haulers can reroute their guys or take their lunch at that time, etc.



- MV will discuss internally – on how this is possible and how transient the current conditions are and if a text notice would work.
- Will look at if there are situations where there's no visible line up but there is still delay at the facility.
- We were at one point hoping to get a system where we report on wait times at all times, but it's not as predictable as say the border... because there are different queue lanes, unloading times, different material categories you're dropping off, etc.
-
- c. Handwashing stations
 - Portable toilets remaining; ensure handwashing will remain through the winter until the spring, then reevaluate.
 - Relatively low cost service to provide and are well used currently
- d. Waste-to-Energy Facility Availability Report
 - We didn't provide an update on this?
 - Chris said we can bring it up at next meeting
- e. Waste-to-Energy Facility Turnaround Times (Attachment 2)
 - No planned maintenance until April, at this point.
- f. Disposal ban surcharge data (Attachments 3 and 4)

Attached is the monthly disposal ban program data from January to September. The inspection and surcharge rates are consistent with the previous weekly reports. Surcharges on oversized object is higher with mostly wooden pellets identified at the WTEF. There appears to be an increasing trend in the number of commercial surcharges issued for food waste, gypsum, mixed recyclable materials, oversized object, and rope & cable over 1m in the last three months compared to the first six months of this year.

 - Oversized object is anything over the 1.5m restriction at TS and 1m restriction at WTEF
 - Attachment 4 – wait til next meeting when Dave Millman is on the call
- g. Waste flows (Attachment 5)
- h. Weigh Scale System Upgrades RFP – anticipated features, customer engagement (Attachment 6)
 - Want feedback on these improvements from a customer perspective
 - Interested in getting feedback from WMABC members and all customers wrt this functionality. How can we best get this feedback.
 - Do we want to build this into the upcoming WMABC session on commercial organics?
 - The Commercial organics webinar is 1.5hrs for the open webinar. But really it's 10min presentation so depends on level of engagement for the group.
 - 1.5hrs have been set aside for 29th with WMABC o enough time to discuss other items at that meeting → send invitation link to Lori to forward to her members
 - In addition: send out an email with a poll/survey to our customer leads on this (Lori could also distribute this to WMABC members)? Do we communicate directly with all our account customers and operational contacts – those who deal with billing system day by day will have feedback on how this works for them. Ask them questions wrt weigh scale system specifically and anything they'd like to see wrt improvements

2. City of Vancouver Operational Updates

- Nothing really has changed operationally
- Curbside collection is as is
- Lori: said she saw there was a detour until next week. They're putting a culvert across the main road. Traffic control is on site and it's flowing well, but there is just a longer drive for ppl to go on the detour. Lynne will send out any revisions if the project is delayed to complete

3. Curbside Collection Program Updates

4. Commercial Organics Engagement

5. Contact database updates

- Send out updated educational materials. To specific contacts for sales guys to take out to various customers to operations contacts specifically?
 - o Grant Hankins: usually the Ops manager or District manager at the bigger companies.
 - Finance would be accounting manager and controller
 - Planning: general manager and district manager
 - General manager or district manager is probably the first point of contact - -so ops and planning contacts. More contacts you can reach the better – internally they can sort out on their end.
 - Also flag the new out of region waste content and link to website – do I tin the next couple of weeks, along with the next announcement/notice we are giving
- If you send it to billing it'll only get to billing, and
- More educational materials we can provide across the board the better

6. Batteries and electronics – new social media communications materials (Attachment 7)

- Have we been able to send out updated educational materials
- Send the link to Lori and Operational contracts once the content is up on our website
 7. The new creative will be shared on MV Social Media channels
 8. There is some budget to boost these posts
 9. Want to get these into market ideally next week and will do a big push during Waste Reduction Week (Oct 19-25)
 10. EPR Program reps are reviewing the draft social posts now and have until Oct. 2 to share feedback
 11. Some EPR Programs offered to 'like' and 'share' the MV posts
 12. For all social media posts the call to action is mvrecycles.org
 13. The EPR Programs and RCBC are also doing their own marketing and education initiatives during this fall / back to school time

Lori brought up:

- Payment deferral program ends at the end of the year
- Not sure who has taken advantage of it
- An update would be useful at the next meeting
- Anticipating second wave, some businesses may be shutting down. Is there any thought on extending the payment deferral program?

- We will find out and get back to you

14. Website updates – out of region waste and waste flows

Next Meeting: To be confirmed – Suggestions: Monday Nov 9, Tuesday Nov 10 afternoon

→ Lori good with any of these dates.

Will share a draft agenda to the Oct 29th workshop a week ahead. They can let us know if anything to add

Summary of Action Items:

- MV will continue to monitor use at Surrey Transfer Station from 5-6pm. Plan is to revert to winter hours on November 1 unless usage indicates a need to reevaluate. Will also review the timing of the summer and winter hours in 2021.
- MV will review and consider WMABC's suggestion of text/email alerts when there are delays at facilities that may not result in line-ups ahead of the scale (i.e. not visible on the web cam footage posted on the website)
- Waste-to-Energy Facility Availability report – revisit at next meeting as we didn't go over it at this meeting.
- Example Monthly Disposal Ban Report for haulers – deferred to next meeting, to discuss with Dave Millman present
- MV to provide update on status of the payment deferral program and any potential for extension (discuss at next meeting)
- MV to send Lori an invitation to the October 29th workshop for distribution to WMABC members; and send Lori a draft agenda the week prior to the workshop for feedback
- MV to send out an email to hauler contact database with the following information:
 - o Survey of account customers (accounts and operations contacts) on proposed weigh scale system functionality improvements.
 - o Link to updated Electronics and Batteries social media communications materials
 - o Mention new out of region waste information on the website
- Schedule next meeting for Tuesday, November 10, afternoon

Attachments:

1. Surrey Transfer Station Weekday Inbound Loads
2. Waste-to-Energy Facility Turnaround Times
3. Disposal Ban Surcharge Data
4. Example Monthly Disposal Ban Report
5. Waste Flows
6. Weigh Scale System Functionality Improvements – anticipated features
7. Batteries and electronics social media communications materials

WMABC – Metro Vancouver – Vancouver – Surrey Discussion

Tuesday, November 10, 2020

2:00 pm – 3:00 pm

ZOOM meeting – Online/Phone

Attendees

WMABC: Lori Bryan, Grant Hankins, David Millman, Josh JansenVandorn, Noel Massey

City of Vancouver: Albert Shames, Chris Underwood, Lynn Belanger

City of Surrey: Harry Janda

Metro Vancouver: Paul Henderson, Chris Allan, Sarah Evanetz, Stephanie Liu

AGENDA

1. Metro Vancouver Facility Operational Updates
 - a. Hours of operation at North Surrey Recycling and Waste Centre (Attachment 1)
 - b. North Surrey Recycling and Waste Centre operations / waste inventory - update
 - c. Solid Waste Facility Availability to Customers – Metrics (Attachment 2)
 - d. Waste-to-Energy Facility Turnaround Times (Attachment 3)
 - e. Disposal ban surcharge data (Attachments 4 and 5)
 - f. Waste flows (Attachment 6)
 - g. Weigh Scale System Upgrades RFP – preliminary survey results
 - h. Solid waste facility names
2. City of Vancouver Operational Updates
3. Curbside Collection Program Updates
4. Facility Tours:
 - North Surrey Recycling and Waste Centre
 - United Boulevard Recycling and Waste Centre – January?
5. Commercial Organics Engagement – webinar recording and presentation available on the [website](#)
6. 2021 Tipping Fees
7. Payment Deferral Program

Next Meeting: To be confirmed – Suggestions: Wednesday, Dec 9, after 1pm; Thursday Dec 10, 3:30pm

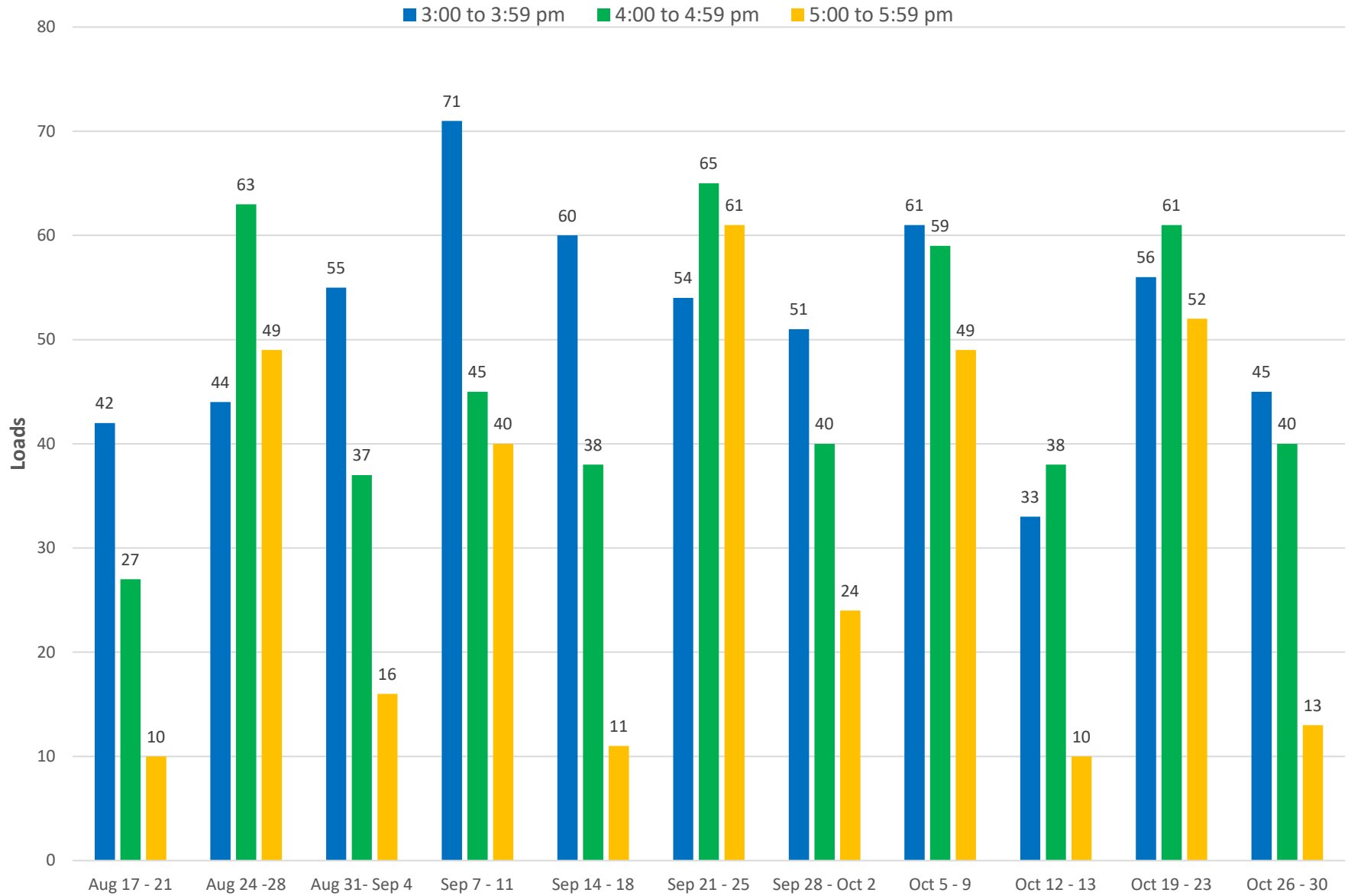


Attachments:

1. North Surrey Recycling and Waste Centre Weekday Inbound Loads
2. Solid Waste Facility Availability to Customers
3. Waste-to-Energy Facility Turnaround Times
4. Disposal Ban Surcharge Data
5. Example Monthly Disposal Ban Report
6. Waste Flows

42070573

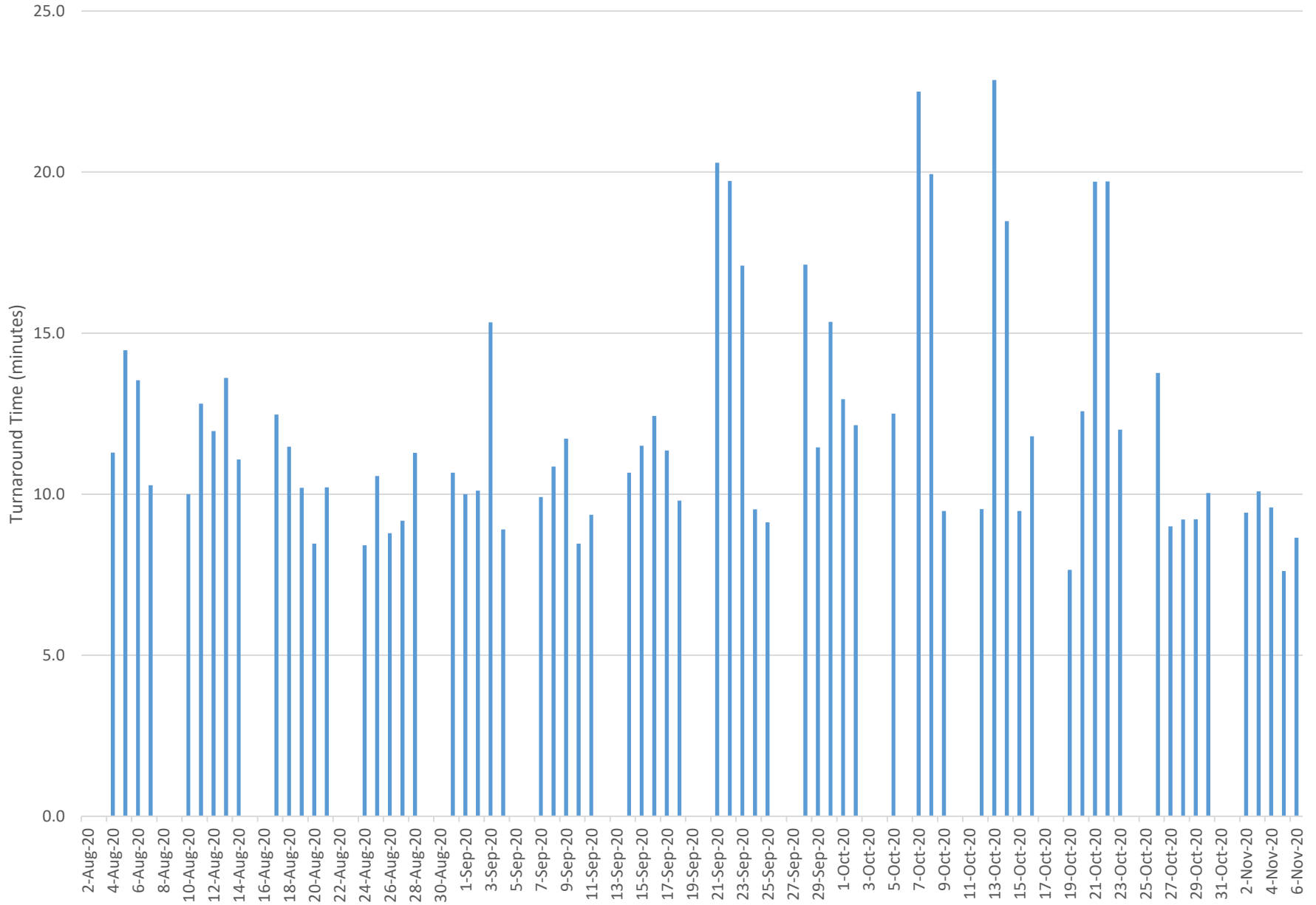
STS Weekday Inbound Loads Commercial Accounts



Solid Waste Facility Availability to Customers

Indicator	Historical and/or industry benchmark	Current performance	2021 performance objective
Customer availability for the Waste- to-Energy Facility	99%	projected: 98.5%	99.0%
Customer availability for the Transfer Stations	2017: 99.9% 2018: 99.9% 2019: 99.9%	projected: 99.9%	99.9%

WTEF Turnaround Time (10 am - 3 pm)



Metro Vancouver Monthly Disposal Ban Program Data

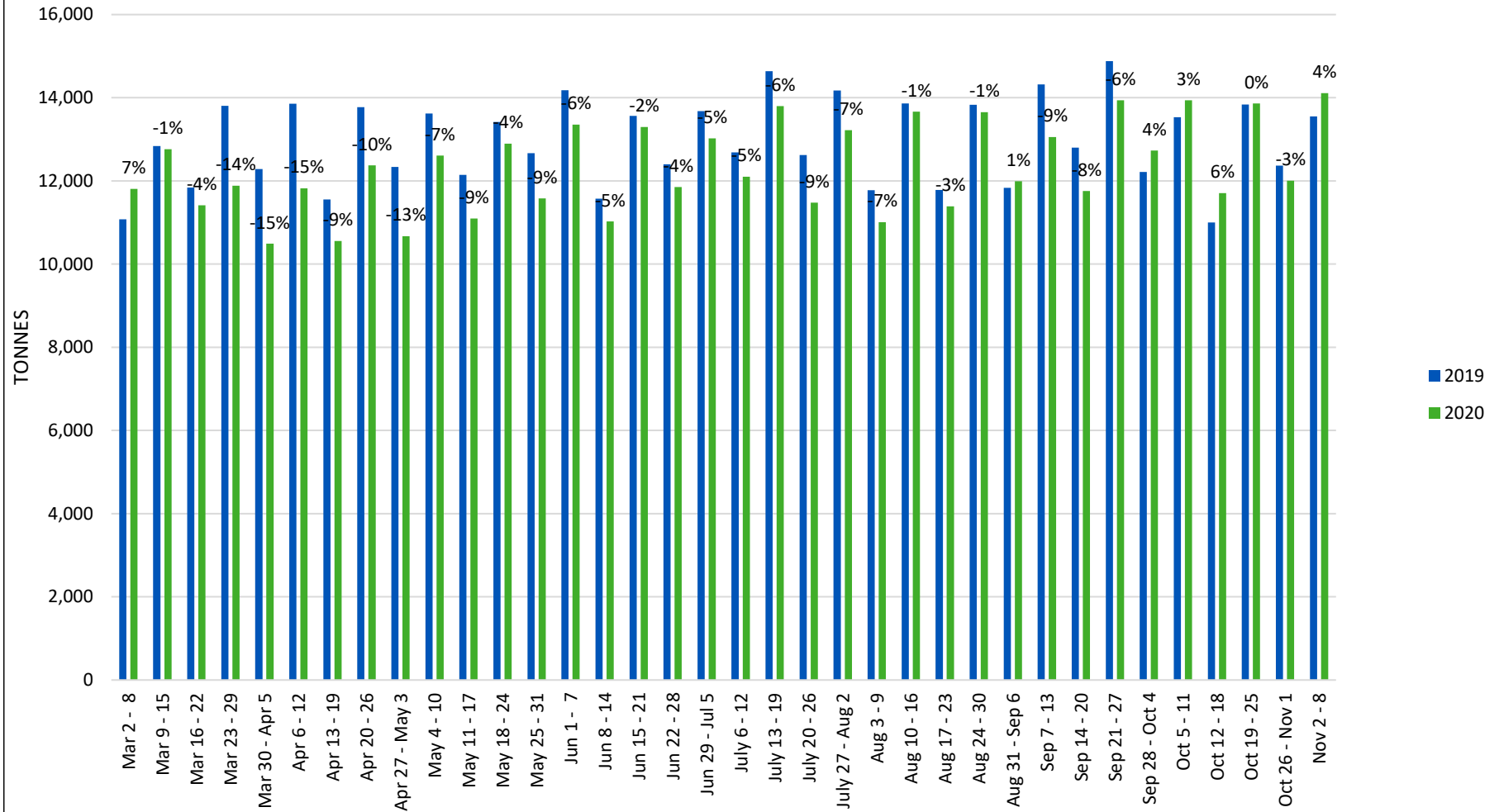
2020 Monthly Surcharges*											
	Jan (Commercial Loads in brackets)	Feb (Commercial Loads in brackets)	Mar (Commercial Loads in brackets)	Apr (Commercial Loads in brackets)	May (Commercial Loads in brackets)	Jun (Commercial Loads in brackets)	Jul (Commercial Loads in brackets)	Aug (Commercial Loads in brackets)	Sep (Commercial Loads in brackets)	Oct (Commercial Loads in brackets)	Total (Commercial Loads in brackets)
Banned Materials											
Antifreeze & Containers	0 (0)	1 (1)	0 (0)	0 (0)	0 (0)	1 (1)	0 (0)	1 (0)	0 (0)	0 (0)	3 (2)
Automobile Waste	2 (2)	0 (0)	1 (1)	0 (0)	2 (2)	0 (0)	0 (0)	0 (0)	0 (0)	0 (0)	5 (5)
Battery(ies)	0 (0)	0 (0)	0 (0)	0 (0)	0 (0)	0 (0)	0 (0)	1 (0)	1 (1)	0 (0)	2 (1)
Beverage Containers >5%	0 (0)	0 (0)	0 (0)	0 (0)	0 (0)	1 (1)	0 (0)	0 (0)	0 (0)	0 (0)	1 (1)
Clean Wood >5%	19 (14)	23 (19)	14 (8)	10 (8)	22 (15)	23 (12)	22 (17)	26 (19)	13 (8)	15 (10)	187 (130)
Corrugated Cardboard > 5%	89 (82)	78 (76)	91 (88)	116 (109)	81 (74)	95 (78)	96 (89)	107 (94)	88 (83)	102 (93)	943 (866)
Cresosote Wood	0 (0)	0 (0)	0 (0)	0 (0)	0 (0)	0 (0)	1 (1)	0 (0)	0 (0)	0 (0)	1 (1)
Dusty Loads	4 (4)	4 (4)	4 (4)	4 (4)	7 (7)	21 (18)	7 (6)	4 (4)	5 (5)	5 (5)	65 (61)
Electronics	194 (175)	199 (172)	135 (119)	192 (175)	218 (175)	251 (212)	241 (206)	202 (157)	178 (154)	141 (129)	1951 (1674)
EPS (Polystyrene Packaging) >20%	15 (15)	14 (14)	9 (8)	2 (1)	7 (5)	13 (8)	9 (7)	13 (13)	11 (10)	13 (12)	106 (93)
Excrement	0 (0)	0 (0)	0 (0)	0 (0)	0 (0)	0 (0)	0 (0)	0 (0)	1 (1)	0 (0)	1 (1)
Food Waste >25%	12 (12)	16 (16)	15 (15)	16 (16)	14 (14)	23 (23)	30 (29)	13 (13)	24 (24)	22 (22)	185 (184)
Gasoline	0 (0)	0 (0)	0 (0)	1 (0)	0 (0)	0 (0)	0 (0)	0 (0)	0 (0)	0 (0)	1 (0)
Green Waste >5%	0 (0)	3 (2)	4 (1)	5 (3)	7 (3)	11 (5)	6 (1)	5 (1)	6 (1)	4 (2)	51 (19)
Gypsum	2 (1)	10 (6)	14 (7)	13 (11)	22 (16)	17 (11)	20 (15)	19 (14)	21 (13)	20 (15)	158 (109)
Hazardous Waste	0 (0)	1 (1)	0 (0)	0 (0)	1 (1)	3 (3)	1 (1)	0 (0)	1 (1)	0 (0)	7 (7)
Inert Filled	2 (1)	0 (0)	3 (2)	6 (1)	5 (0)	8 (1)	8 (0)	6 (1)	1 (1)	1 (0)	40 (7)
Large Containers >205L	2 (2)	2 (1)	1 (1)	2 (2)	0 (0)	3 (3)	6 (5)	3 (3)	3 (3)	3 (3)	25 (23)
Liquids or Sludge	2 (1)	0 (0)	2 (2)	6 (6)	2 (2)	6 (5)	1 (1)	1 (0)	1 (1)	1 (1)	22 (19)
Mattress(es)	32 (23)	47 (35)	66 (46)	47 (35)	59 (44)	65 (48)	60 (45)	40 (32)	38 (38)	35 (32)	489 (378)
Mixed Recyclable Materials >5%	3 (3)	5 (5)	0 (0)	13 (12)	14 (14)	25 (25)	31 (31)	25 (24)	25 (25)	30 (30)	171 (169)
Oil, Oil Filters, and Oil Containers	3 (3)	3 (2)	7 (7)	4 (3)	8 (7)	9 (6)	6 (6)	12 (8)	6 (5)	10 (9)	68 (56)
Other Recyclable Containers >5%	1 (1)	0 (0)	0 (0)	0 (0)	0 (0)	1 (1)	0 (0)	0 (0)	0 (0)	0 (0)	2 (2)
Oversized Object	26 (23)	38 (31)	39 (34)	47 (39)	67 (63)	96 (85)	65 (49)	72 (60)	92 (80)	67 (60)	609 (524)
Paint or Paint Containers	12 (9)	12 (10)	14 (8)	29 (20)	32 (22)	28 (19)	26 (23)	37 (24)	34 (22)	23 (17)	247 (174)
Pharmaceuticals	0 (0)	0 (0)	0 (0)	0 (0)	0 (0)	0 (0)	0 (0)	1 (1)	0 (0)	0 (0)	1 (1)
Propane Tanks	3 (2)	2 (2)	4 (3)	4 (1)	7 (6)	6 (4)	5 (5)	4 (3)	6 (4)	5 (4)	46 (34)
Recyclable Paper	0 (0)	0 (0)	0 (0)	1 (1)	4 (4)	3 (2)	3 (3)	0 (0)	3 (2)	1 (1)	15 (13)
Recyclable Paper >5%	1 (0)	0 (0)	0 (0)	1 (1)	2 (2)	1 (1)	4 (2)	3 (3)	2 (0)	0 (0)	14 (9)
Tires	13 (12)	16 (15)	16 (14)	27 (26)	15 (14)	19 (15)	20 (20)	14 (14)	16 (14)	13 (13)	169 (157)
Wire, Hosing, Rope, or Cable >1m	6 (5)	8 (8)	4 (4)	7 (6)	7 (6)	20 (16)	34 (27)	12 (8)	23 (21)	2 (2)	123 (103)
Worksafe Hazard Material	0 (0)	0 (0)	0 (0)	0 (0)	1 (1)	1 (1)	1 (1)	0 (0)	1 (0)	0 (0)	4 (3)
Monthly Total	443 (390)	482 (420)	443 (372)	553 (480)	604 (497)	750 (604)	703 (590)	621 (496)	600 (517)	513 (460)	5199 (4366)

* Data has not been reconciled.

Date	Site	Ticket No.	Net Weight	Hauler Name	Bill To Name	Vehicle Type	Licence No.	Product Name	Mattress Fee	\$65 Surcharge	50% Surcharge	100% Surcharge	Transaction Fee	Insecure Fee	Fee Cost	Net Cost	Total Cost
2-Jul-20	CRRP	1234567	8,130	Waste Hauler Name	Waste Hauler Bill To Name	Roll Off	ABC123	Garbage	\$0.00	\$65.00	\$0.00	\$0.00	\$5.00	\$0.00	\$70.00	\$891.00	\$961.00
2-Jul-20	CRRP	1234568	7,835	Waste Hauler Name	Waste Hauler Bill To Name	Front End Loader	DEF456	Garbage	\$15.00	\$65.00	\$0.00	\$0.00	\$5.00	\$0.00	\$85.00	\$891.00	\$976.00
2-Jul-20	CRRP	1234569	7,750	Waste Hauler Name	Waste Hauler Bill To Name	Side Loader	GHI789	Garbage	\$0.00	\$65.00	\$0.00	\$0.00	\$5.00	\$0.00	\$70.00	\$891.00	\$961.00
2-Jul-20	CRRP	1234570	6,660	Waste Hauler Name	Waste Hauler Bill To Name	Roll Off	ABC123	Garbage	\$15.00	\$65.00	\$0.00	\$0.00	\$5.00	\$0.00	\$85.00	\$832.50	\$917.50
2-Jul-20	CRRP	1234571	8,635	Waste Hauler Name	Waste Hauler Bill To Name	Front End Loader	DEF456	Garbage	\$0.00	\$65.00	\$0.00	\$0.00	\$5.00	\$0.00	\$70.00	\$891.00	\$961.00
2-Jul-20	CRRP	1234572	5,080	Waste Hauler Name	Waste Hauler Bill To Name	Side Loader	GHI789	Garbage	\$0.00	\$65.00	\$0.00	\$0.00	\$5.00	\$0.00	\$70.00	\$635.00	\$705.00
2-Jul-20	CRRP	1234573	7,950	Waste Hauler Name	Waste Hauler Bill To Name	Roll Off	ABC123	Garbage	\$0.00	\$65.00	\$0.00	\$0.00	\$5.00	\$0.00	\$70.00	\$891.00	\$961.00
3-Jul-20	CRRP	1234574	6,460	Waste Hauler Name	Waste Hauler Bill To Name	Front End Loader	DEF456	Garbage	\$0.00	\$65.00	\$0.00	\$0.00	\$5.00	\$0.00	\$70.00	\$807.50	\$877.50
7-Jul-20	CRRP	1234575	6,595	Waste Hauler Name	Waste Hauler Bill To Name	Side Loader	GHI789	Garbage	\$0.00	\$65.00	\$0.00	\$0.00	\$5.00	\$0.00	\$70.00	\$824.38	\$894.38
7-Jul-20	CRRP	1234576	4,580	Waste Hauler Name	Waste Hauler Bill To Name	Roll Off	ABC123	Garbage	\$15.00	\$65.00	\$0.00	\$0.00	\$5.00	\$0.00	\$85.00	\$572.50	\$657.50
7-Jul-20	CRRP	1234577	9,530	Waste Hauler Name	Waste Hauler Bill To Name	Front End Loader	DEF456	Garbage	\$0.00	\$65.00	\$0.00	\$0.00	\$5.00	\$0.00	\$70.00	\$943.47	\$1,013.47
7-Jul-20	CRRP	1234578	5,455	Waste Hauler Name	Waste Hauler Bill To Name	Side Loader	GHI789	Garbage	\$0.00	\$65.00	\$0.00	\$0.00	\$5.00	\$0.00	\$70.00	\$681.88	\$751.88
8-Jul-20	CRRP	1234579	6,100	Waste Hauler Name	Waste Hauler Bill To Name	Roll Off	ABC123	Garbage	\$0.00	\$65.00	\$0.00	\$0.00	\$5.00	\$0.00	\$70.00	\$762.50	\$832.50
8-Jul-20	CRRP	1234580	9,985	Waste Hauler Name	Waste Hauler Bill To Name	Front End Loader	DEF456	Garbage	\$15.00	\$65.00	\$0.00	\$0.00	\$5.00	\$0.00	\$85.00	\$988.52	\$1,073.52
8-Jul-20	CRRP	1234581	5,080	Waste Hauler Name	Waste Hauler Bill To Name	Side Loader	GHI789	Garbage	\$0.00	\$65.00	\$0.00	\$0.00	\$5.00	\$0.00	\$70.00	\$635.00	\$705.00
8-Jul-20	CRRP	1234582	4,660	Waste Hauler Name	Waste Hauler Bill To Name	Roll Off	ABC123	Garbage	\$0.00	\$65.00	\$0.00	\$0.00	\$5.00	\$0.00	\$70.00	\$582.50	\$652.50
8-Jul-20	CRRP	1234583	6,360	Waste Hauler Name	Waste Hauler Bill To Name	Front End Loader	DEF456	Garbage	\$0.00	\$65.00	\$0.00	\$0.00	\$5.00	\$0.00	\$70.00	\$795.00	\$865.00
9-Jul-20	CRRP	1234584	5,225	Waste Hauler Name	Waste Hauler Bill To Name	Side Loader	GHI789	Garbage	\$0.00	\$65.00	\$0.00	\$0.00	\$5.00	\$0.00	\$70.00	\$653.13	\$723.13
9-Jul-20	CRRP	1234585	1,390	Waste Hauler Name	Waste Hauler Bill To Name	Roll Off	ABC123	Garbage	\$0.00	\$65.00	\$0.00	\$0.00	\$5.00	\$0.00	\$70.00	\$173.75	\$243.75
12-Jul-20	CRRP	1234586	4,425	Waste Hauler Name	Waste Hauler Bill To Name	Front End Loader	DEF456	Garbage	\$0.00	\$65.00	\$0.00	\$0.00	\$5.00	\$0.00	\$70.00	\$553.13	\$623.13
14-Jul-20	CRRP	1234587	5,290	Waste Hauler Name	Waste Hauler Bill To Name	Side Loader	GHI789	Garbage	\$0.00	\$65.00	\$0.00	\$0.00	\$5.00	\$0.00	\$70.00	\$661.25	\$731.25
14-Jul-20	CRRP	1234588	10,960	Waste Hauler Name	Waste Hauler Bill To Name	Roll Off	ABC123	Garbage	\$0.00	\$65.00	\$0.00	\$0.00	\$5.00	\$0.00	\$70.00	\$1,085.04	\$1,155.04
14-Jul-20	CRRP	1234589	6,970	Waste Hauler Name	Waste Hauler Bill To Name	Front End Loader	DEF456	Garbage	\$0.00	\$65.00	\$0.00	\$0.00	\$5.00	\$0.00	\$70.00	\$871.25	\$941.25
14-Jul-20	CRRP	1234590	9,460	Waste Hauler Name	Waste Hauler Bill To Name	Side Loader	GHI789	Garbage	\$0.00	\$65.00	\$0.00	\$0.00	\$5.00	\$0.00	\$70.00	\$936.54	\$1,006.54
14-Jul-20	CRRP	1234591	6,850	Waste Hauler Name	Waste Hauler Bill To Name	Roll Off	ABC123	Garbage	\$0.00	\$65.00	\$0.00	\$0.00	\$5.00	\$0.00	\$70.00	\$856.25	\$926.25
15-Jul-20	CRRP	1234592	7,005	Waste Hauler Name	Waste Hauler Bill To Name	Front End Loader	DEF456	Garbage	\$0.00	\$65.00	\$0.00	\$0.00	\$5.00	\$0.00	\$70.00	\$875.63	\$945.63
15-Jul-20	CRRP	1234593	6,490	Waste Hauler Name	Waste Hauler Bill To Name	Side Loader	GHI789	Garbage	\$0.00	\$65.00	\$0.00	\$0.00	\$5.00	\$0.00	\$70.00	\$811.25	\$881.25
16-Jul-20	CRRP	1234594	5,250	Waste Hauler Name	Waste Hauler Bill To Name	Roll Off	ABC123	Garbage	\$0.00	\$65.00	\$0.00	\$0.00	\$5.00	\$0.00	\$70.00	\$656.25	\$726.25
16-Jul-20	CRRP	1234595	8,115	Waste Hauler Name	Waste Hauler Bill To Name	Front End Loader	DEF456	Garbage	\$0.00	\$65.00	\$0.00	\$0.00	\$5.00	\$0.00	\$70.00	\$891.00	\$961.00
16-Jul-20	CRRP	1234596	7,930	Waste Hauler Name	Waste Hauler Bill To Name	Side Loader	GHI789	Garbage	\$0.00	\$65.00	\$0.00	\$0.00	\$5.00	\$0.00	\$70.00	\$891.00	\$961.00
17-Jul-20	CRRP	1234597	9,985	Waste Hauler Name	Waste Hauler Bill To Name	Roll Off	ABC123	Garbage	\$0.00	\$65.00	\$0.00	\$0.00	\$5.00	\$0.00	\$70.00	\$988.52	\$1,058.52
18-Jul-20	CRRP	1234598	4,410	Waste Hauler Name	Waste Hauler Bill To Name	Front End Loader	DEF456	Garbage	\$0.00	\$65.00	\$0.00	\$0.00	\$5.00	\$0.00	\$70.00	\$551.25	\$621.25
18-Jul-20	CRRP	1234599	7,705	Waste Hauler Name	Waste Hauler Bill To Name	Side Loader	GHI789	Garbage	\$0.00	\$65.00	\$0.00	\$0.00	\$5.00	\$0.00	\$70.00	\$891.00	\$961.00
20-Jul-20	CRRP	1234600	1,500	Waste Hauler Name	Waste Hauler Bill To Name	Roll Off	ABC123	Garbage	\$15.00	\$65.00	\$0.00	\$0.00	\$5.00	\$0.00	\$85.00	\$187.50	\$272.50
21-Jul-20	CRRP	1234601	5,160	Waste Hauler Name	Waste Hauler Bill To Name	Front End Loader	DEF456	Garbage	\$0.00	\$65.00	\$0.00	\$0.00	\$5.00	\$0.00	\$70.00	\$645.00	\$715.00
21-Jul-20	CRRP	1234602	1,070	Waste Hauler Name	Waste Hauler Bill To Name	Side Loader	GHI789	Garbage	\$0.00	\$65.00	\$0.00	\$0.00	\$5.00	\$0.00	\$70.00	\$133.75	\$203.75
22-Jul-20	CRRP	1234603	6,060	Waste Hauler Name	Waste Hauler Bill To Name	Roll Off	ABC123	Garbage	\$0.00	\$65.00	\$0.00	\$0.00	\$5.00	\$0.00	\$70.00	\$757.50	\$827.50
22-Jul-20	CRRP	1234604	8,475	Waste Hauler Name	Waste Hauler Bill To Name	Front End Loader	DEF456	Garbage	\$0.00	\$65.00	\$0.00	\$0.00	\$5.00	\$0.00	\$70.00	\$891.00	\$961.00
23-Jul-20	CRRP	1234605	1,390	Waste Hauler Name	Waste Hauler Bill To Name	Side Loader	GHI789	Garbage	\$0.00	\$65.00	\$0.00	\$0.00	\$5.00	\$0.00	\$70.00	\$173.75	\$243.75
28-Jul-20	CRRP	1234606	4,210	Waste Hauler Name	Waste Hauler Bill To Name	Roll Off	ABC123	Garbage	\$15.00	\$65.00	\$0.00	\$0.00	\$5.00	\$0.00	\$85.00	\$526.25	\$611.25
29-Jul-20	CRRP	1234607	6,650	Waste Hauler Name	Waste Hauler Bill To Name	Front End Loader	DEF456	Garbage	\$0.00	\$65.00	\$0.00	\$0.00	\$5.00	\$0.00	\$70.00	\$831.25	\$901.25
1-Aug-20	CRRP	1234608	11,585	Waste Hauler Name	Waste Hauler Bill To Name	Side Loader	GHI789	Garbage	\$0.00	\$65.00	\$0.00	\$0.00	\$5.00	\$0.00	\$70.00	\$1,146.92	\$1,216.92
4-Aug-20	CRRP	1234609	11,785	Waste Hauler Name	Waste Hauler Bill To Name	Roll Off	ABC123	Garbage	\$0.00	\$65.00	\$0.00	\$0.00	\$5.00	\$0.00	\$70.00	\$1,166.72	\$1,236.72
4-Aug-20	CRRP	1234610	9,265	Waste Hauler Name	Waste Hauler Bill To Name	Front End Loader	DEF456	Garbage	\$0.00	\$65.00	\$0.00	\$0.00	\$5.00	\$0.00	\$70.00	\$917.24	\$987.24
4-Aug-20	CRRP	1234611	6,640	Waste Hauler Name	Waste Hauler Bill To Name	Side Loader	GHI789	Garbage	\$0.00	\$65.00	\$0.00	\$0.00	\$5.00	\$0.00	\$70.00	\$830.00	\$900.00
4-Aug-20	CRRP	1234612	9,345	Waste Hauler Name	Waste Hauler Bill To Name	Roll Off	ABC123	Garbage	\$0.00	\$65.00	\$0.00	\$0.00	\$5.00	\$0.00	\$70.00	\$925.16	\$995.16
8-Aug-20	CRRP	1234613	5,840	Waste Hauler Name	Waste Hauler Bill To Name	Front End Loader	DEF456	Garbage	\$0.00	\$65.00	\$0.00	\$0.00	\$5.00	\$0.00	\$70.00	\$730.00	\$800.00
8-Aug-20	CRRP	1234614	11,425	Waste Hauler Name	Waste Hauler Bill To Name	Side Loader	GHI789	Garbage	\$0.00	\$65.00	\$0.00	\$0.00	\$5.00	\$0.00	\$70.00	\$1,131.08	\$1,201.08
11-Aug-20	CRRP	1234615	12,465	Waste Hauler Name	Waste Hauler Bill To Name	Roll Off	ABC123	Garbage	\$0.00	\$65.00	\$0.00	\$0.00	\$5.00	\$0.00	\$70.00	\$1,234.04	\$1,304.04
12-Aug-20	CRRP	1234616	11,485	Waste Hauler Name	Waste Hauler Bill To Name	Front End Loader	DEF456	Garbage	\$0.00	\$65.00	\$0.00	\$0.00	\$5.00	\$0.00	\$70.00	\$1,137.02	\$1,207.02
12-Aug-20	CRRP	1234617	4,325	Waste Hauler Name	Waste Hauler Bill To Name	Side Loader	GHI789	Garbage	\$0.00	\$65.00	\$0.00	\$0.00	\$5.00	\$0.00	\$70.00	\$540.63	\$610.63
14-Aug-20	CRRP	1234618	3,240	Waste Hauler Name	Waste Hauler Bill To Name	Roll Off	ABC123	Garbage	\$0.00	\$65.00	\$0.00	\$0.00	\$5.00	\$0.00	\$70.00	\$405.00	\$475.00
14-Aug-20	CRRP	1234619	2,660	Waste Hauler Name	Waste Hauler Bill To Name	Front End Loader	DEF456	Garbage	\$0.00	\$65.00	\$0.00	\$0.00	\$5.00	\$0.00	\$70.00	\$332.50	\$402.50
14-Aug-20	CRRP	1234620	7,170	Waste Hauler Name	Waste Hauler Bill To Name	Side Loader	GHI789	Garbage	\$0.00	\$65.00	\$0.00	\$0.00	\$5.00	\$0.00	\$70.00	\$891.00	\$961.00
17-Aug-20	CRRP	1234621	2,150	Waste Hauler Name	Waste Hauler Bill To Name	Roll Off	ABC123	Garbage	\$90.00	\$65.00	\$0.00	\$0.00	\$5.00	\$0.00	\$160.00	\$268.75	\$428.75
19-Aug-20	CRRP	1234622	9,345	Waste Hauler Name	Waste Hauler Bill To Name	Front End Loader	DEF456	Garbage	\$0.00	\$65.00	\$0.00	\$0.00	\$5.00	\$0.00	\$70.00	\$925.16	\$995.16
20-Aug-20	CRRP	1234623	4,190	Waste Hauler Name	Waste Hauler Bill To Name	Side Loader	GHI789	Garbage	\$0.00	\$65.00	\$0.00	\$0.00	\$5.00	\$0.00	\$70.00	\$523.75	\$593.75
20-Aug-20	CRRP	1234624	9,165	Waste Hauler Name	Waste Hauler Bill To Name	Roll Off	ABC123	Garbage	\$0.00	\$65.00	\$0.00	\$0.00	\$5.00	\$0.00	\$70.00	\$907.34	\$977.34
20-Aug-20	CRRP	1234625	1,450	Waste Hauler Name	Waste Hauler Bill To Name	Front End Loader	DEF456	Garbage	\$0.00	\$65.00	\$0.00	\$0.00	\$5.00	\$0.00	\$70.00	\$181.25	\$251.25
20-Aug-20	CRRP	1234626	8,345	Waste Hauler Name	Waste Hauler Bill To Name	Side Loader	GHI789	Garbage	\$0.00	\$65.00	\$0.00	\$0.00	\$5.00	\$0.00	\$70.00	\$891.00	\$961.00

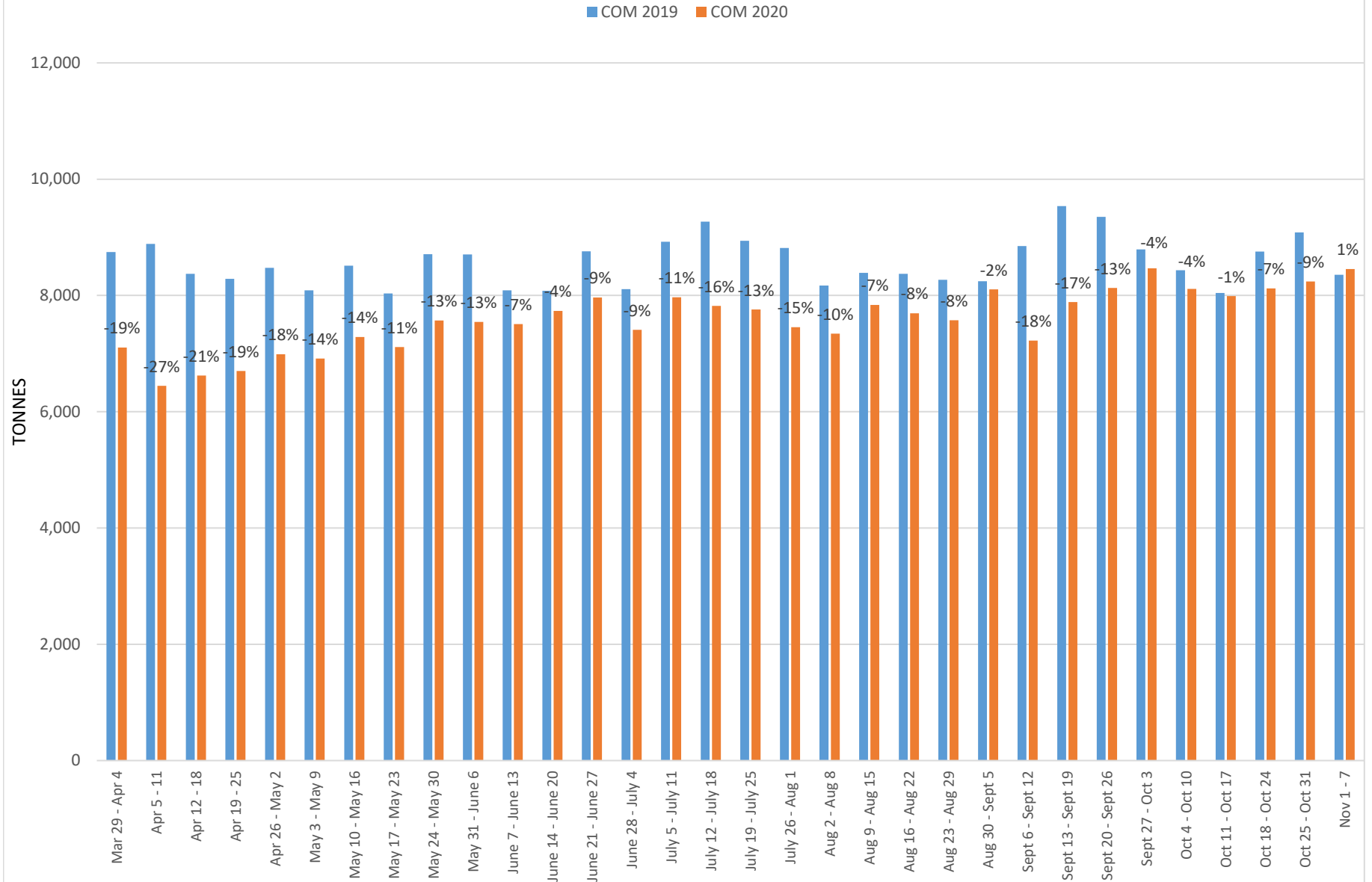
Metro Vancouver Waste Quantities*

2019 vs 2020**



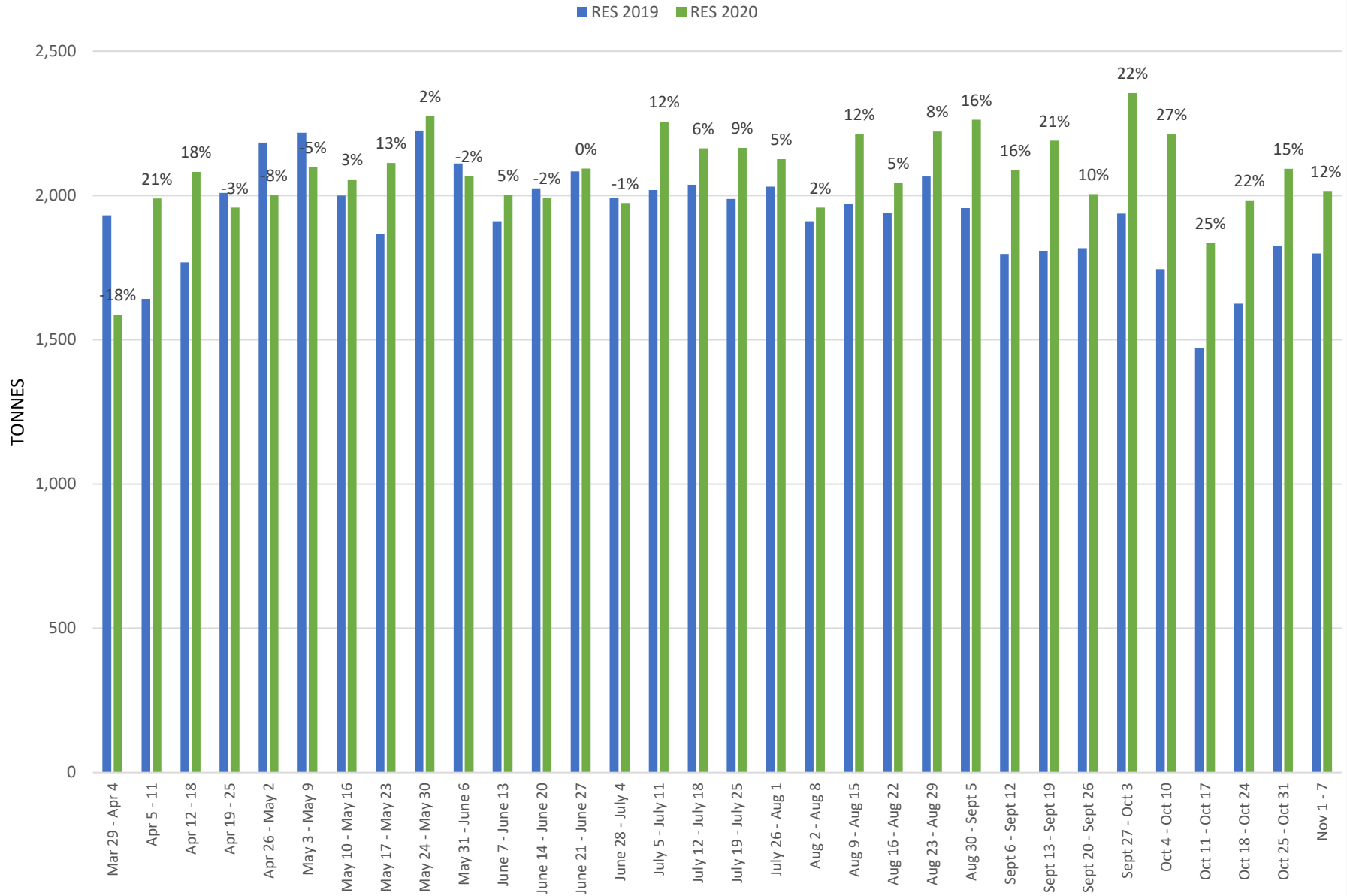
*Metro Vancouver's Five Transfer Stations & the Waste-to-Energy Facility
 **Oct data not reconciled to date

Metro Vancouver Commercial (Account) Customer Waste Quantities*



*Coquitlam, Surrey, North Shore Transfer Stations & the Waste-to-Energy Facility

Metro Vancouver Non-Account Customer Waste Quantities*

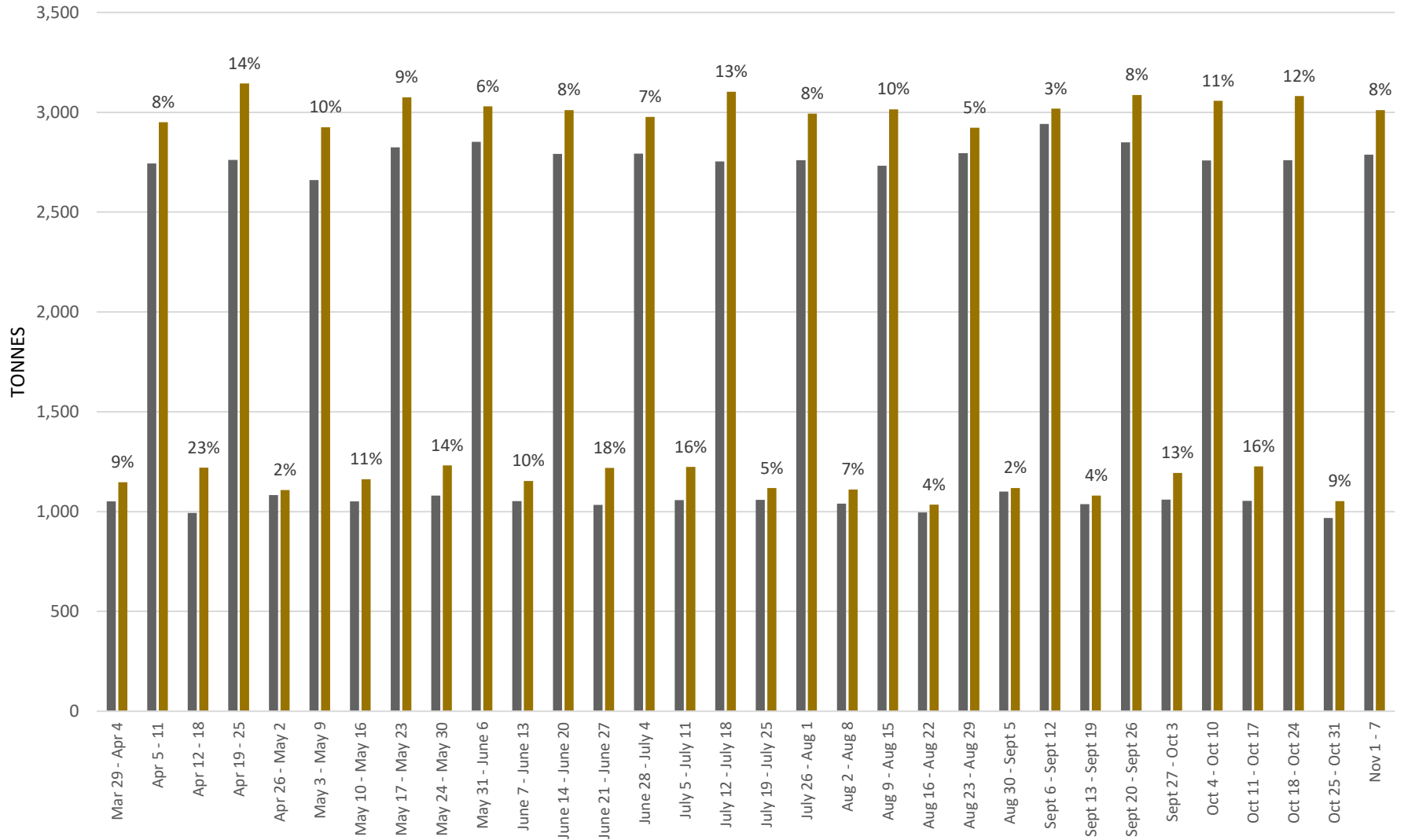


*All Metro Vancouver Transfer Stations (excludes Waste-to-Energy Facility)

Metro Vancouver Single Family Curbside Waste Quantities*

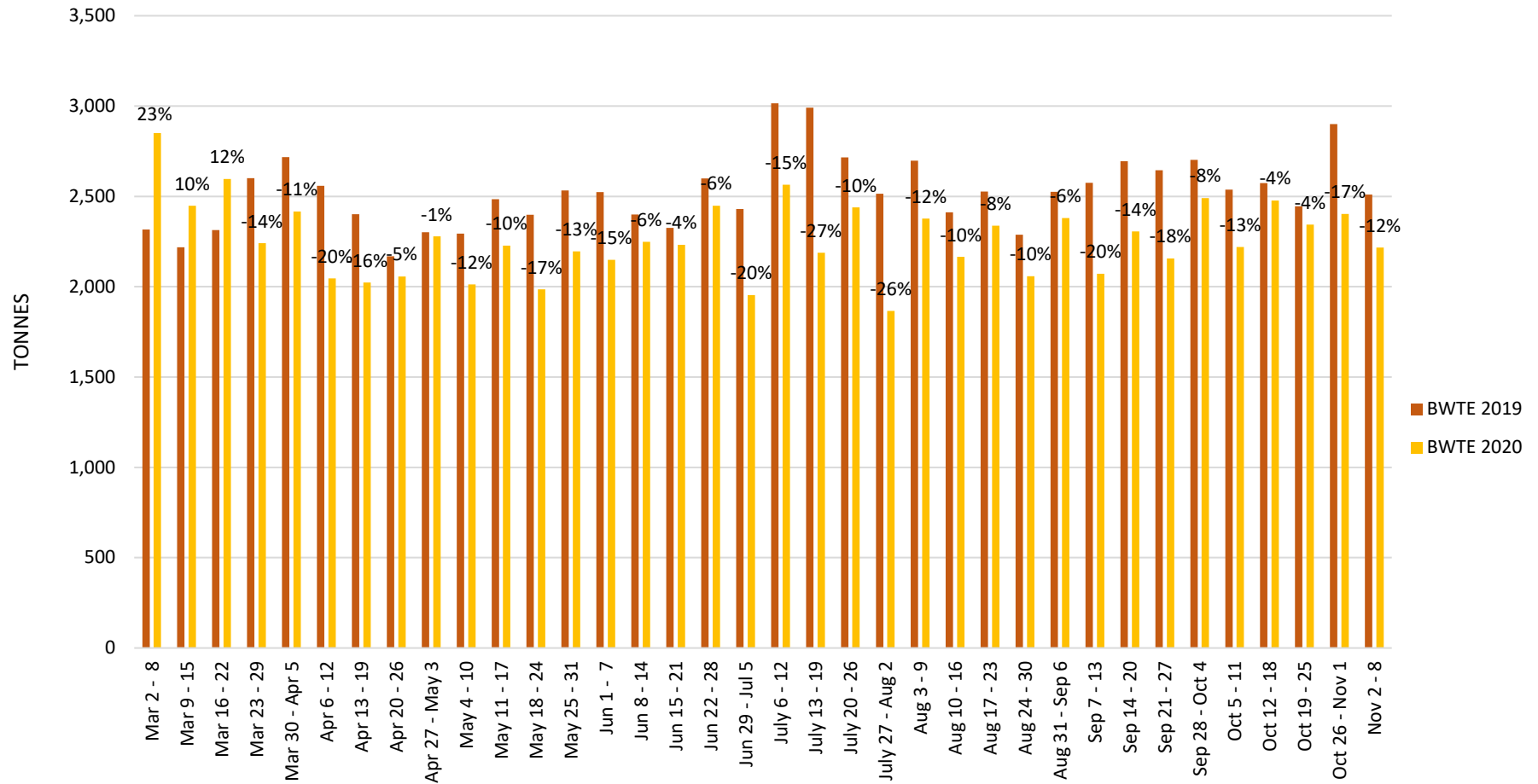
■ MUN - Curbside 2019 ■ MUN - Curbside 2020

*Hauled by Commercial & Municipal vehicles



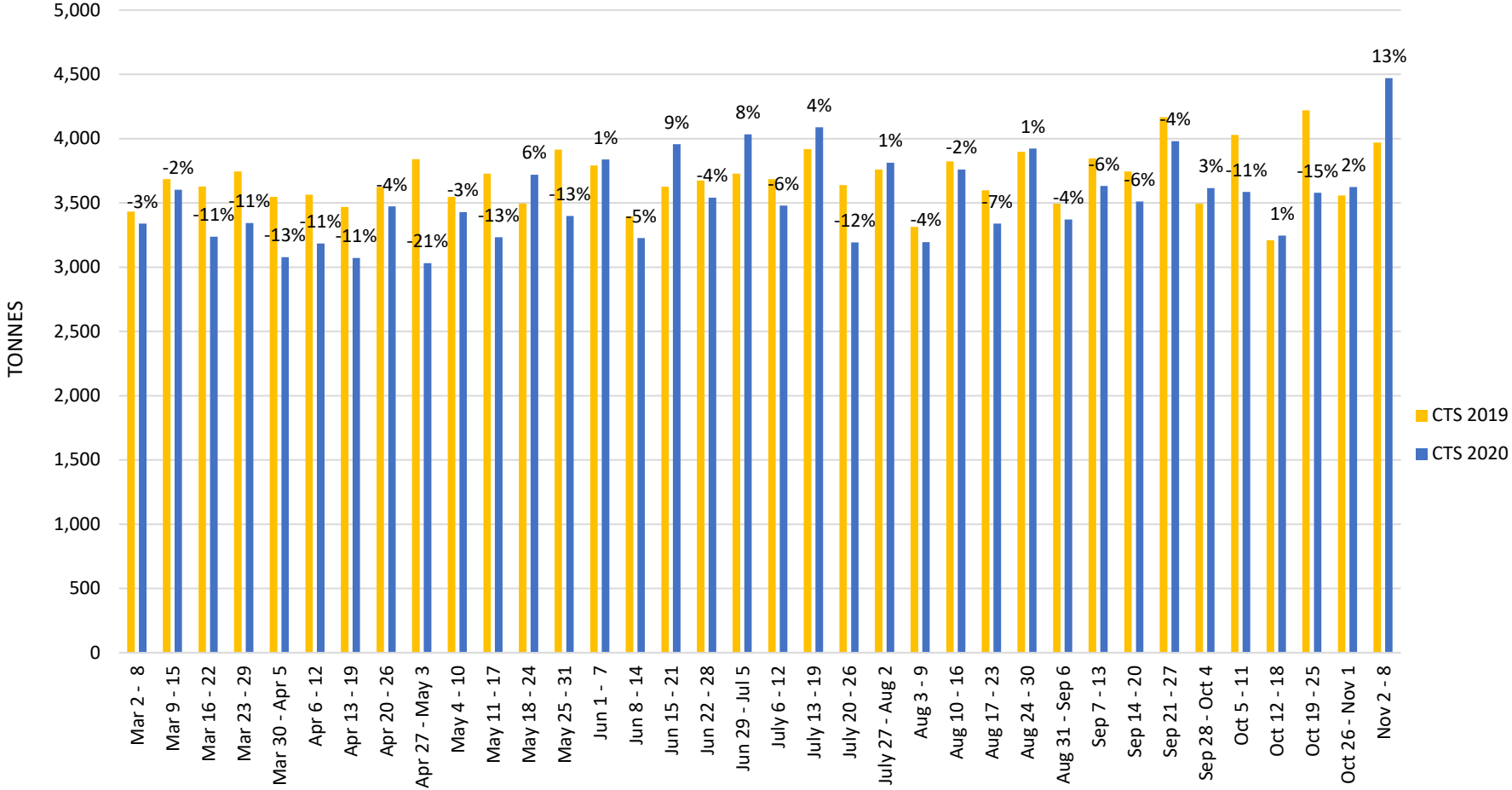
*Coquitlam, Surrey, North Shore Transfer Stations & the Waste-to-Energy Facility

Waste-to-Energy Facility Waste Quantities 2019 vs 2020*



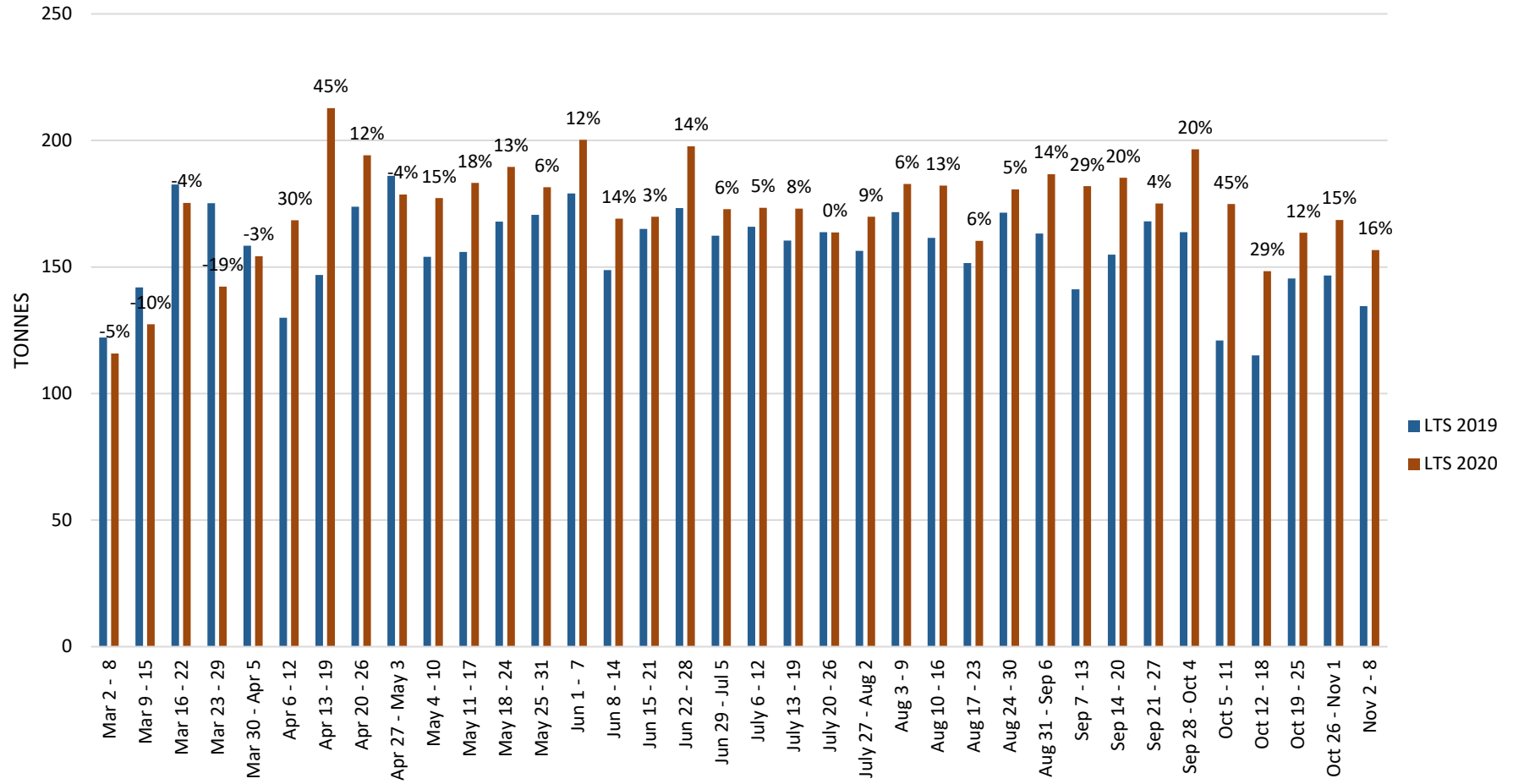
*July data not reconciled to date

Coquitlam Transfer Station Waste Quantities 2019 vs 2020*



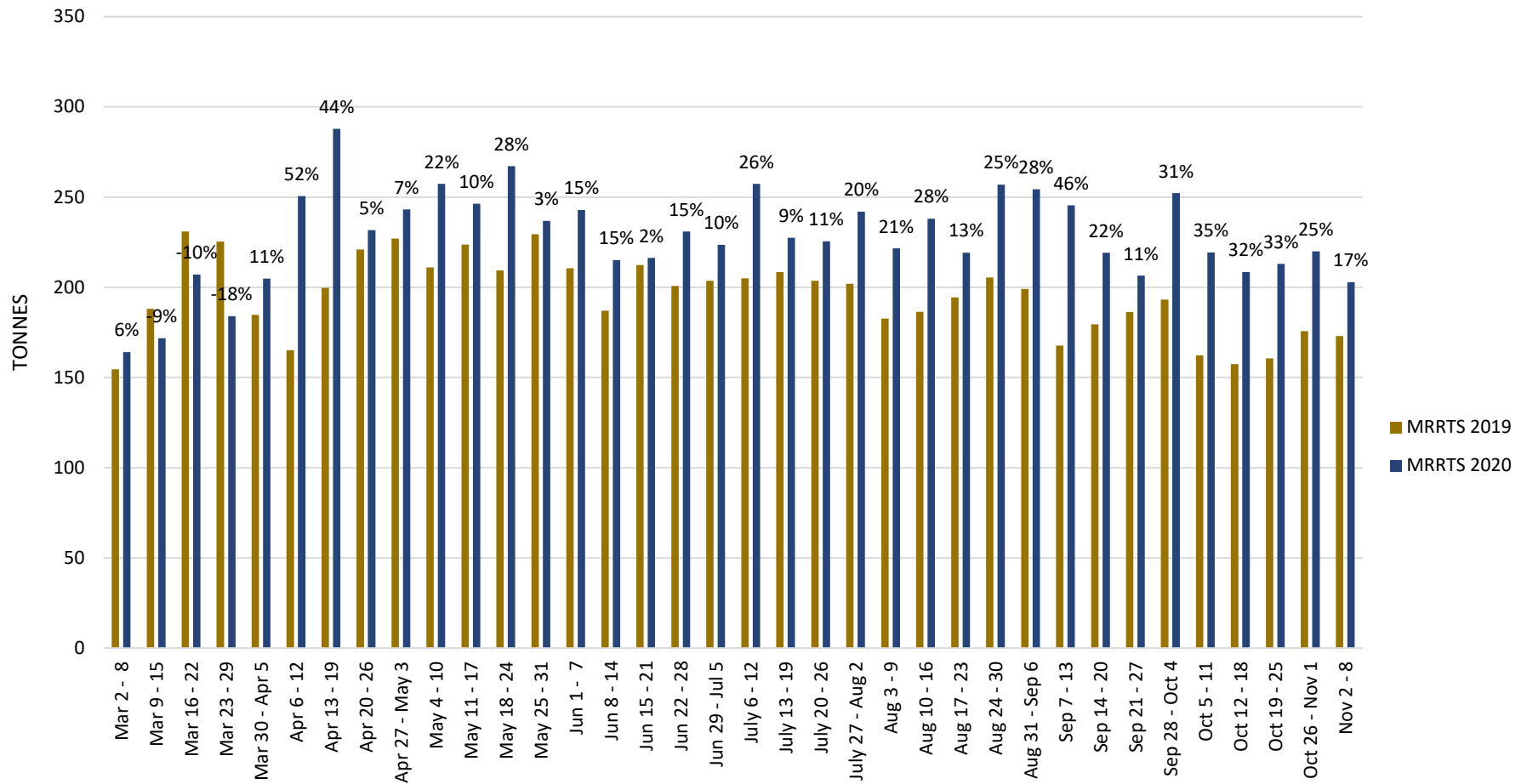
*July data not reconciled to date

Langley Transfer Station Waste Quantities 2019 vs 2020*



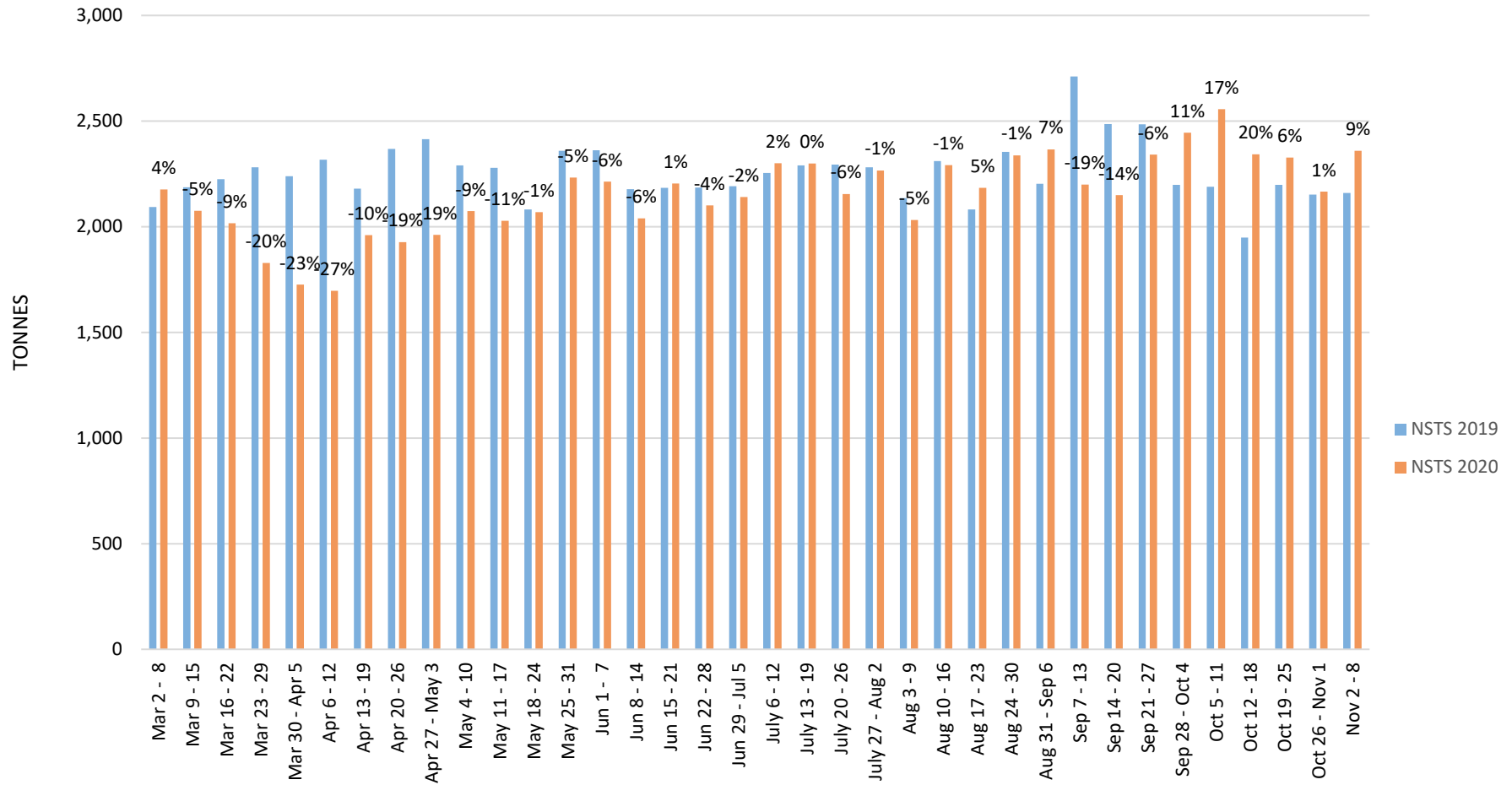
*July data not reconciled to date

Maple Ridge Transfer Station Waste Quantities 2019 vs 2020*



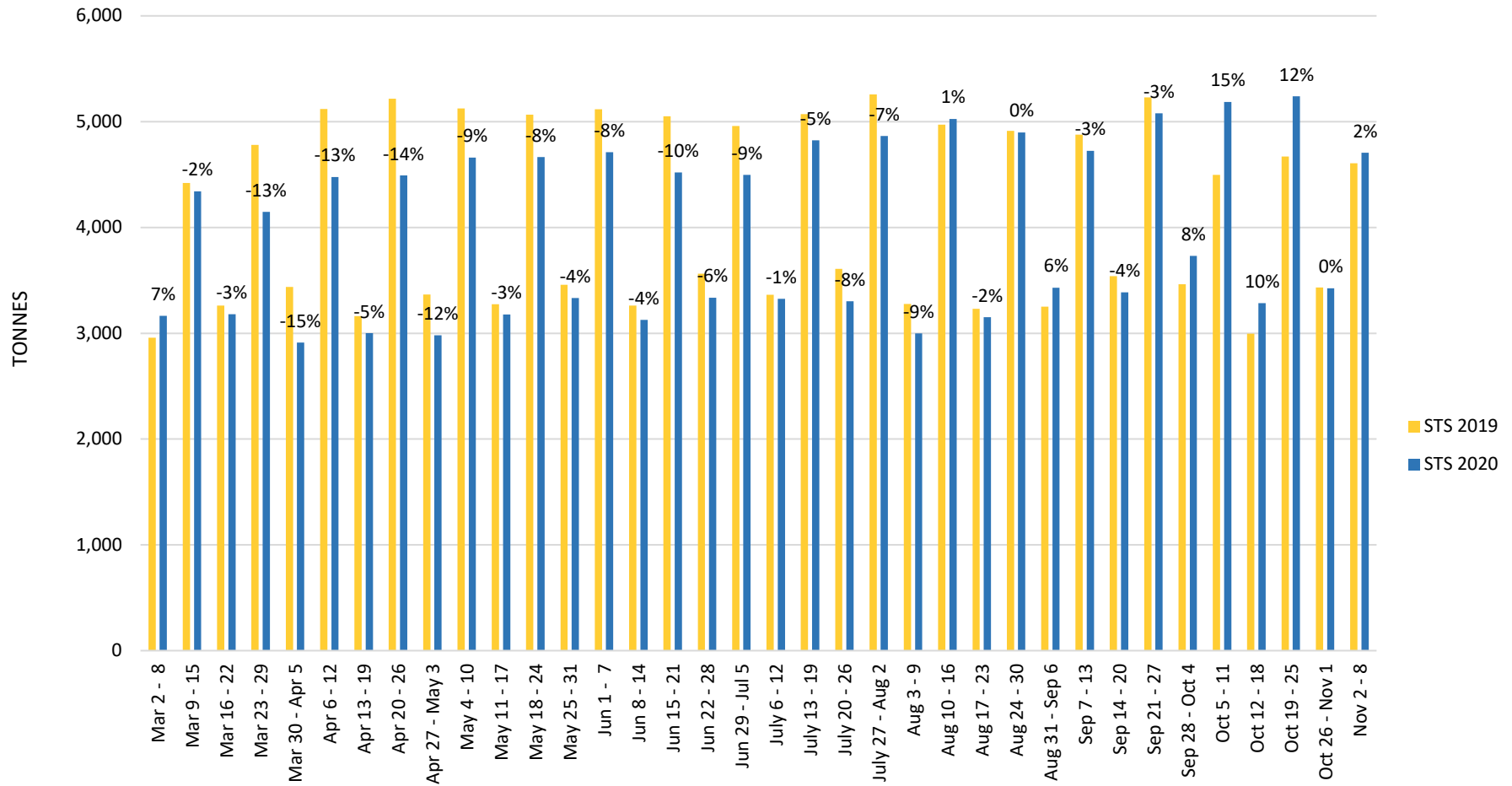
*July data not reconciled to date

North Shore Transfer Station Waste Quantities 2019 vs 2020*



*July data not reconciled to date

Surrey Transfer Station Waste Quantities 2019 vs 2020*



*July data not reconciled to date

WMABC – Metro Vancouver – Vancouver – Surrey Discussion

Tuesday, November 10, 2020

2:00 pm – 3:00 pm

ZOOM meeting – Online/Phone

Attendees

WMABC: Lori Bryan, Grant Hankins, David Millman, Josh JansenVandorn, Noel Massey

City of Vancouver: Albert Shames, Chris Underwood, Lynn Belanger

City of Surrey: Harry Janda

Metro Vancouver: Paul Henderson, Chris Allan, Sarah Evanetz, Stephanie Liu

AGENDA

1. Metro Vancouver Facility Operational Updates

a. Hours of operation at North Surrey Recycling and Waste Centre (Attachment 1)

- Talk to COV about aligning naming with Vancouver facilities (side note)
- Roll-out strategy around names (signage, etc.) as signs are replaced
- Provide a message for Lori's Thursday update to members to say thank you for your feedback on naming – thank you, and here are the new names – Lori can post if she so chooses
- Usage trends seem to be on a biweekly cycle as e.g. waste connections surrey routes on a biweekly basis
- Will review this for next year – possibly extend summer hours to the end of October in future.
- Chris to double check if the data is for only commercial accounts, or if it includes those that are 3rd party billed → Chris will confirm and let us know. → share after the meeting
- Also let them know if there's any congestion happening in the last hour now that we've moved to 5pm close at North Surrey → share after the meeting
- Next meeting: present Allen's municipality/hauler survey results where operating hours were a consideration brought up by haulers?
- jk

b. North Surrey Recycling and Waste Centre operations / waste inventory - update

- Waste volumes under control at Coquitlam and North Surrey
- Surrey – volumes coming up again as we build a pad for top loading temporarily as we have work to do at compactor bay door. There's a support beam/column right by that area and we have some reinforcement work needs to be done in that column – a small disruption until the repair work is complete
- Attempt to ensure there is no impact to haulers, but drivers may notice that it looks like a lot of waste is building up on one end of the building

- Send Lori this information so that she can send it to members – before membership meeting on Thursday evening
- Video shared with ZWC – status of two new construction projects – provide to Lori to show at their members meeting. We'll provide it and they will decide whether to share it or not. Send it TODAY.
-
- c. Solid Waste Facility Availability to Customers – Metrics (Attachment 2)
 - Total hours facilities supposed to be open v.s. when they were actually open = percentage facility availability. Transfer stations have higher availability as there is less complexity with the processing compared to WTEF
 - Dave: percentages are high but when you look at WTEF v.s. historical it's down half a percent. Based on hours, how many hours more is it down compared to historical.
- d. Waste-to-Energy Facility Turnaround Times (Attachment 3)
 - Looking good
 - Out of our last planned shut down period
 - Smooth sailing for next few months
- e. Disposal ban surcharge data (Attachments 4 and 5)
 - Decrease electronics surcharges
 - Increase in cardboard – expect it to increase more as people do more Christmas shopping?
 - As new facilities open, can we create safe procedures for removal of banned materials? Something to look at as the facilities open.
 - o Important for haulers to know what site that is available at – right now, they can do it at Coquitlam and North Shore (?) unless they have tipped right into the pit → Chris to confirm with Brandon and Peter. Who decides if it's safe or not on a particular load at a particular facility? Prime contractor. If it's an individual item vs. a whole bunch of material?
 - o More difficult at Surrey and Maple Ridge
 - New United Boulevard Facility – Grant Hankins asking where we are in looking at if there will be room for haulers to segregate organics, recycling etc. → Paul says once we get operations going first.
 - Monthly reports to top haulers:
 - o example template
 - o are these the categories that should be in the template?
 - o could provide it in Excel so Haulers can sort the data, filter it, compile it, roll it up
 - o need to include a column saying what the surcharge was for, and include the surcharge notice number which links to the ticket number?
 - o update the template and provide to Lori on Thursday morning- in Excel file format
- f. Waste flows (Attachment 6)
 - Record days at CTS last week – waste that would normally go to Surrey.

g. Weigh Scale System Upgrades RFP – preliminary survey results

- Future: individual tickets emailed
- Monthly invoice could become electronic
- Online portal for account customers to access all data
- Dave Millman requesting a chance to review the operations prior to pushing out the new weigh scale system – will continue to engage with Haulers to ensure the functionality works.
- RFP out in 20 days –

h. Solid waste facility names

2. City of Vancouver Operational Updates

- Couple of weigh scale operators tested positive for COVID, at transfer station
- Had to juggle staffing but can stay open for short term by moving some people around (e.g. some landfill staff supporting at the transfer station)
- Dave Millman – WM has an app that staff need to fill out before going into a WM facility for the daily health check.
- Lori: asked Albert about permit fees. Is there any way permit fees will decrease, or not increase? Albert says looking at just increasing by inflation. Trying to keep engineering fees at inflation across the board.

-

3. Curbside Collection Program Updates

4. Facility Tours:

- North Surrey Recycling and Waste Centre –about cleaning out trucks
 - This one is about cleaning out behind the blade (or “mucking out”)
 - Delay to January based on all the new covid restrictions currently
 - It would only be Lori and Dave attending anyway so keep that in mind
 -
- United Boulevard Recycling and Waste Centre – January? – start conversation about disposal ban program/ reloading
 - Talk about disposal ban programs and opportunities for reloading materials
 - Grant should attend this one too

5. Commercial Organics Engagement – webinar recording and presentation available on the [website](#)

- Add one more week to the feedback period – move the date by a week to Nov 20th.

6. 2021 Tipping Fees

- Communications have gone out on this.
- Heard some feedback on keeping fees same, but impact would be a deficit in function for

2021, and so it went ahead

- Grant Hankins: communication has been sent out on 2021 tip fees but feedback was that the communication was not necessarily telling the whole story about the rate increase
 - o Asking MV to look at this – document says rates will increase \$4/tonne which is true, but “on an average of 3%” is accurate for unit rate, but the max load fee goes up to 7% difference (for under 1 tonne loads). The \$99/tonne rate, it’s a 4% increase, but the max load fee goes up for smaller loads.
 - o MV will have a look and get back to WMABC. The large loads are slightly more than 4% increase

7. Payment Deferral Program

- Met on Friday to go through how it will work mechanically
- Board approved payment deferral mechanism to 90days til the end of 2020, giving haulers 6 months to catch up on the deferrals.
- Working on communication to haulers on that implementation
- Will go from 90 days to 30 days for January invoice.
- Then, it’s March when the 6month payback period would start.
- Half our customers are paying based on 90days now. So as of January 1 they would pay on 30days
- Start catching up in March – payback period would start – so it’s 2 months of outstanding invoices paid off over 6 months. No interest charged over the 6 months.
- Probably send the notice early next week.
- Will ask folks if they want to take advantage of the 6 month window – will work out a monthly payment over 6 mos to pay off the 2 mos of outstanding invoices. (if not, the whole thing is due March)

Next Meeting: To be confirmed – Suggestions: **Wednesday, Dec 9, after 1pm; Thursday Dec 10, 3:30pm**

Everyone was good with Dec 9

Attachments:

1. North Surrey Recycling and Waste Centre Weekday Inbound Loads
2. Solid Waste Facility Availability to Customers
3. Waste-to-Energy Facility Turnaround Times
4. Disposal Ban Surcharge Data
5. Example Monthly Disposal Ban Report
6. Waste Flows

42070573

Consolidated Action Items:

Action Items:

- Provide the following to Lori to possibly include in her Thursday update to members or at their Thursday evening membership meeting:
 - o New solid waste facility names:
 - o Upcoming Repair Work at North Surrey Recycling and Waste Centre (formerly Surrey Transfer Station)
 - o Video on status of two new solid waste facilities under construction
 - o Monthly report on surcharges to large haulers – include a column identifying nature of surcharge, and include surcharge number. Updated template to be provided to Lori on Thursday morning in Excel format
- Chris to check if the North Surrey inbound loads by time chart includes only commercial haulers, or also includes 3rd party billing customers. Will also report if there is any traffic congestion on site towards the end of the day now that we've reverted to 5pm closing.
- Consider presenting the municipality/hauler survey results (from Assessment of Solid Waste System Study (at next meeting)
- Chris to confirm with Brandon and Peter the process and criteria for deciding whether a banned item is safe to retrieved after being tipped, to reload onto the vehicle.
- Extend the Commercial Organics Engagement feedback deadline to November 20, 2020 – *website update in progress*
- Metro Vancouver to review the reported 2021 Tipping Fee percentage increase when considering impacts to loads, specifically smaller loads (as opposed to reporting a per-tonne percentage increase)
- Next meeting has been scheduled for December 9, 2020

WMABC – Metro Vancouver – Vancouver

Wednesday, December 9, 2020

2:00 pm – 3:00 pm

ZOOM meeting – Online/Phone

Attendees

WMABC: Lori Bryan, Grant Hankins, David Millman, Josh JansenVandorn, Noel Massey

City of Vancouver: Albert Shames, Chris Underwood, Lynn Belanger

Metro Vancouver: Paul Henderson, Chris Allan, Sarah Evanetz, Stephanie Liu

AGENDA

1. Metro Vancouver Facility Operational Updates
 - a. Hours of operation at North Surrey Recycling and Waste Centre
 - b. Waste-to-Energy Facility Turnaround Times (Attachment 1)
 - c. Disposal ban surcharge data and monthly report template (Attachment 2)
 - d. Waste flows (Attachment 3)
2. City of Vancouver Operational Updates
3. Curbside Collection Program Updates
4. Survey Results – Municipalities and Haulers (Assessment of Solid Waste System Study)
5. E-waste and battery Promotion Results
6. Facility Tours:
 - North Surrey Recycling and Waste Centre (Lori and Dave) – delayed
 - United Boulevard Recycling and Waste Centre
7. Commercial Organics Engagement – update
8. 2021 Tipping Fees – updated messaging
9. Payment Deferral Program

Next Meeting: To be confirmed – Suggestions: Thursday January 14 or Friday January 15.

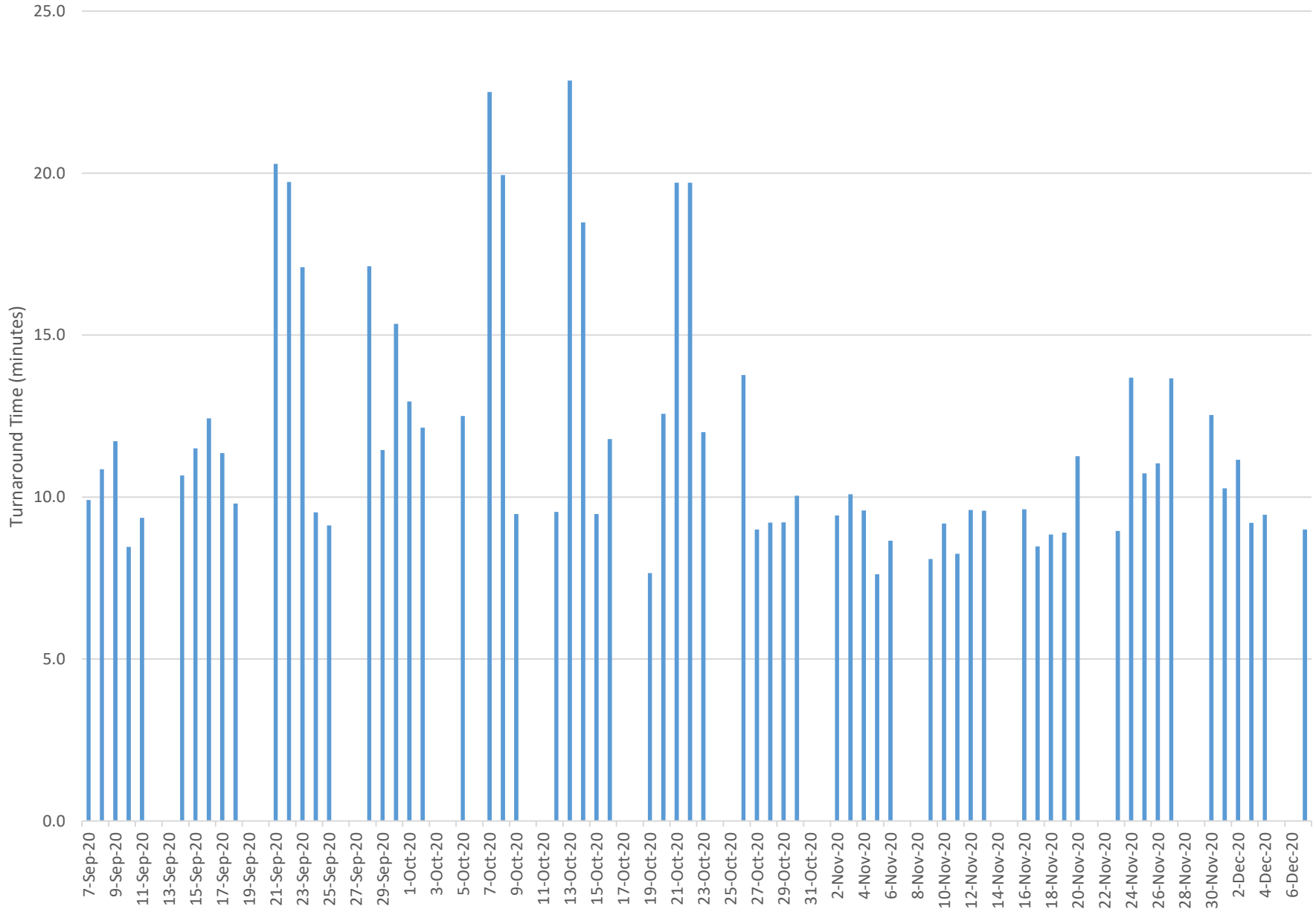
Attachments:

1. Waste-to-Energy Facility Turnaround Times
2. Disposal Ban Surcharge Data
3. Waste Flows

42553354



WTEF Turnaround Time (10 am - 3 pm)

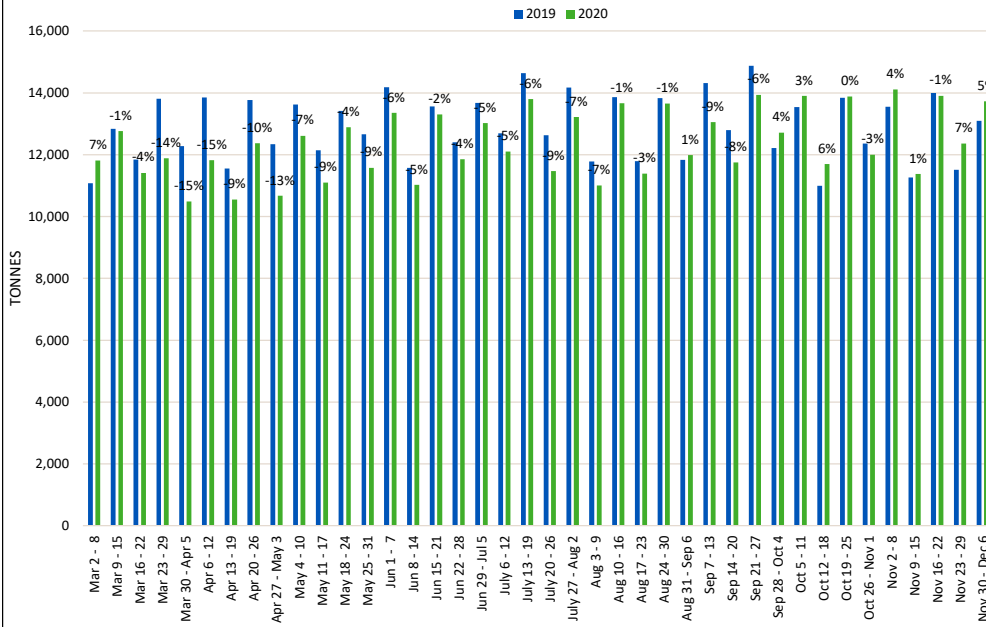


Metro Vancouver Monthly Disposal Ban Program Data

2020 Monthly Surcharges*												
	Jan (Commercial Loads in brackets)	Feb (Commercial Loads in brackets)	Mar (Commercial Loads in brackets)	Apr (Commercial Loads in brackets)	May (Commercial Loads in brackets)	Jun (Commercial Loads in brackets)	Jul (Commercial Loads in brackets)	Aug (Commercial Loads in brackets)	Sep (Commercial Loads in brackets)	Oct (Commercial Loads in brackets)	Nov (Commercial Loads in brackets)	Total (Commercial Loads in brackets)
Banned Materials												
Antifreeze & Containers	0 (0)	1 (1)	0 (0)	0 (0)	0 (0)	1 (1)	0 (0)	1 (0)	0 (0)	0 (0)	0 (0)	3 (2)
Automobile Waste	2 (2)	0 (0)	1 (1)	0 (0)	2 (2)	0 (0)	0 (0)	0 (0)	0 (0)	0 (0)	0 (0)	5 (5)
Battery(ies)	0 (0)	0 (0)	0 (0)	0 (0)	0 (0)	0 (0)	0 (0)	1 (0)	1 (1)	0 (0)	0 (0)	2 (1)
Beverage Containers >5%	0 (0)	0 (0)	0 (0)	0 (0)	0 (0)	1 (1)	0 (0)	0 (0)	0 (0)	0 (0)	0 (0)	1 (1)
Clean Wood >5%	19 (14)	23 (19)	14 (8)	10 (8)	22 (15)	23 (12)	22 (17)	26 (19)	13 (8)	15 (10)	6 (4)	193 (134)
Corrugated Cardboard > 5%	89 (82)	78 (76)	91 (88)	116 (109)	81 (74)	95 (78)	96 (89)	107 (94)	88 (83)	102 (93)	64 (63)	1007 (929)
Cresosote Wood	0 (0)	0 (0)	0 (0)	0 (0)	0 (0)	0 (0)	1 (1)	0 (0)	0 (0)	0 (0)	0 (0)	1 (1)
Dusty Loads	4 (4)	4 (4)	4 (4)	4 (4)	7 (7)	21 (18)	7 (6)	4 (4)	5 (5)	5 (5)	6 (6)	71 (67)
Electronics	194 (175)	199 (172)	135 (119)	192 (175)	218 (175)	251 (212)	241 (206)	202 (157)	178 (154)	141 (129)	138 (117)	2089 (1791)
EPS (Polystyrene Packaging) >20%	15 (15)	14 (14)	9 (8)	2 (1)	7 (5)	13 (8)	9 (7)	13 (13)	11 (10)	13 (12)	7 (7)	113 (100)
Excrement	0 (0)	0 (0)	0 (0)	0 (0)	0 (0)	0 (0)	0 (0)	0 (0)	1 (1)	0 (0)	1 (0)	2 (1)
Food Waste >25%	12 (12)	16 (16)	15 (15)	16 (16)	14 (14)	23 (23)	30 (29)	13 (13)	24 (24)	22 (22)	11 (11)	196 (195)
Gasoline	0 (0)	0 (0)	0 (0)	1 (0)	0 (0)	0 (0)	0 (0)	0 (0)	0 (0)	0 (0)	0 (0)	1 (0)
Green Waste >5%	0 (0)	3 (2)	4 (1)	5 (3)	7 (3)	11 (5)	6 (1)	5 (1)	6 (1)	4 (2)	4 (3)	55 (22)
Gypsum	2 (1)	10 (6)	14 (7)	13 (11)	22 (16)	17 (11)	20 (15)	19 (14)	21 (13)	20 (15)	8 (7)	166 (116)
Hazardous Waste	0 (0)	1 (1)	0 (0)	0 (0)	1 (1)	3 (3)	1 (1)	0 (0)	1 (1)	0 (0)	2 (2)	9 (9)
Inert Filled	2 (1)	0 (0)	3 (2)	6 (1)	5 (0)	8 (1)	8 (0)	6 (1)	1 (1)	1 (0)	1 (0)	41 (7)
Large Containers >205L	2 (2)	2 (1)	1 (1)	2 (2)	0 (0)	3 (3)	6 (5)	3 (3)	3 (3)	3 (3)	1 (1)	26 (24)
Liquids or Sludge	2 (1)	0 (0)	2 (2)	6 (6)	2 (2)	6 (5)	1 (1)	1 (0)	1 (1)	1 (1)	2 (2)	24 (21)
Mattress(es)	32 (23)	47 (35)	66 (46)	47 (35)	59 (44)	65 (48)	60 (45)	40 (32)	38 (38)	35 (32)	27 (26)	516 (404)
Mixed Recyclable Materials >5%	3 (3)	5 (5)	0 (0)	13 (12)	14 (14)	25 (25)	31 (31)	25 (24)	25 (25)	30 (30)	29 (29)	200 (198)
Oil, Oil Filters, and Oil Containers	3 (3)	3 (2)	7 (7)	4 (3)	8 (7)	9 (6)	6 (6)	12 (8)	6 (5)	10 (9)	5 (4)	73 (60)
Other Recyclable Containers >5%	1 (1)	0 (0)	0 (0)	0 (0)	0 (0)	1 (1)	0 (0)	0 (0)	0 (0)	0 (0)	1 (1)	3 (3)
Oversized Object	26 (23)	38 (31)	39 (34)	47 (39)	67 (63)	96 (85)	65 (49)	72 (60)	92 (80)	67 (60)	41 (38)	650 (562)
Paint or Paint Containers	12 (9)	12 (10)	14 (8)	29 (20)	32 (22)	28 (19)	26 (23)	37 (24)	34 (22)	23 (17)	15 (14)	262 (188)
Pharmaceuticals	0 (0)	0 (0)	0 (0)	0 (0)	0 (0)	0 (0)	0 (0)	1 (1)	0 (0)	0 (0)	0 (0)	1 (1)
Propane Tanks	3 (2)	2 (2)	4 (3)	4 (1)	7 (6)	6 (4)	5 (5)	4 (3)	6 (4)	5 (4)	3 (3)	49 (37)
Recyclable Paper	0 (0)	0 (0)	0 (0)	1 (1)	4 (4)	3 (2)	3 (3)	0 (0)	3 (2)	1 (1)	0 (0)	15 (13)
Recyclable Paper >5%	1 (0)	0 (0)	0 (0)	1 (1)	2 (2)	1 (1)	4 (2)	3 (3)	2 (0)	0 (0)	0 (0)	14 (9)
Tires	13 (12)	16 (15)	16 (14)	27 (26)	15 (14)	19 (15)	20 (20)	14 (14)	16 (14)	13 (13)	8 (7)	177 (164)
Wire, Hosing, Rope, or Cable >1m	6 (5)	8 (8)	4 (4)	7 (6)	7 (6)	20 (16)	34 (27)	12 (8)	23 (21)	2 (2)	1 (1)	124 (104)
Worksafe Hazard Material	0 (0)	0 (0)	0 (0)	0 (0)	1 (1)	1 (1)	1 (1)	0 (0)	1 (0)	0 (0)	0 (0)	4 (3)
Monthly Total	443 (390)	482 (420)	443 (372)	553 (480)	604 (497)	750 (604)	703 (590)	621 (496)	600 (517)	513 (460)	381 (346)	6093 (5172)

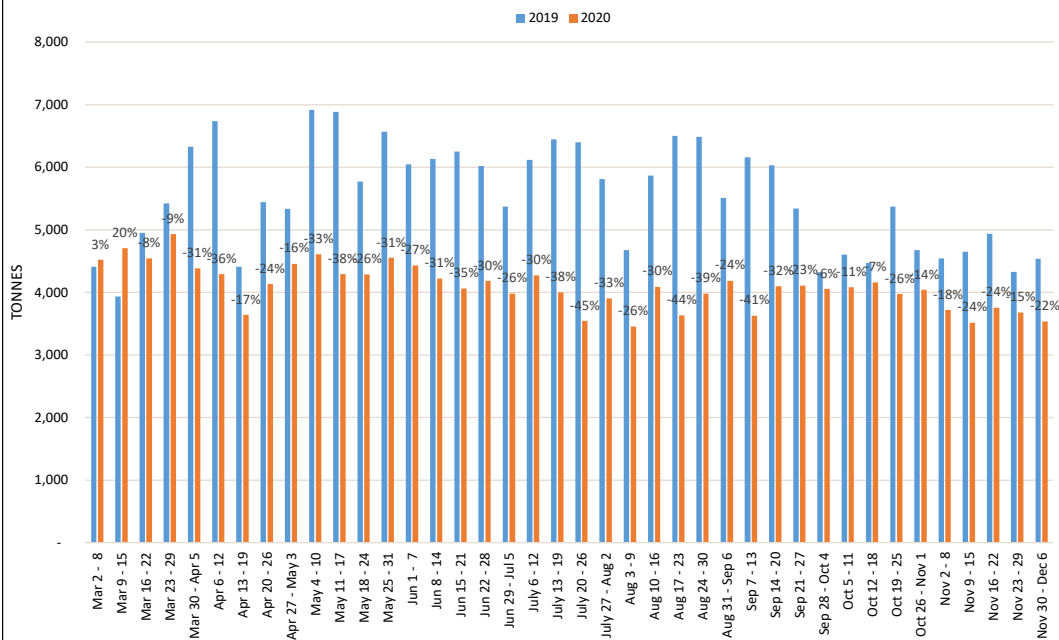
* Data has not been reconciled.

Metro Vancouver Waste Quantities* 2019 vs 2020**



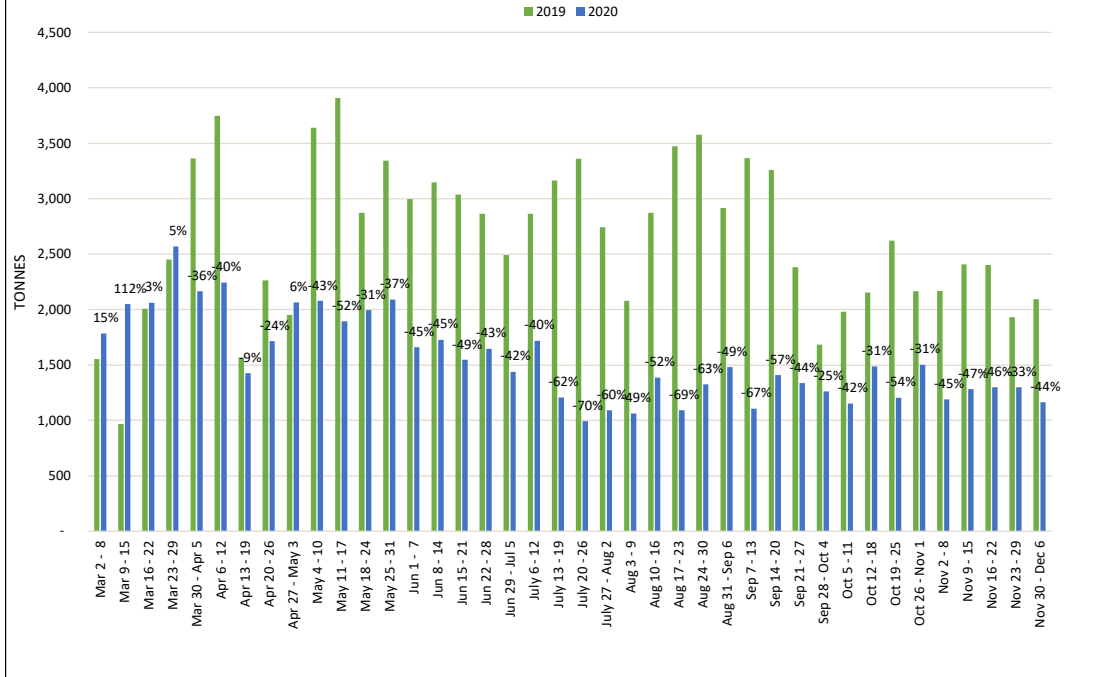
*Metro Vancouver's Five Recycling and Waste Centres & the Waste-to-Energy Facility
**Nov data not reconciled to date

City of Vancouver Waste Quantities* 2019 vs 2020

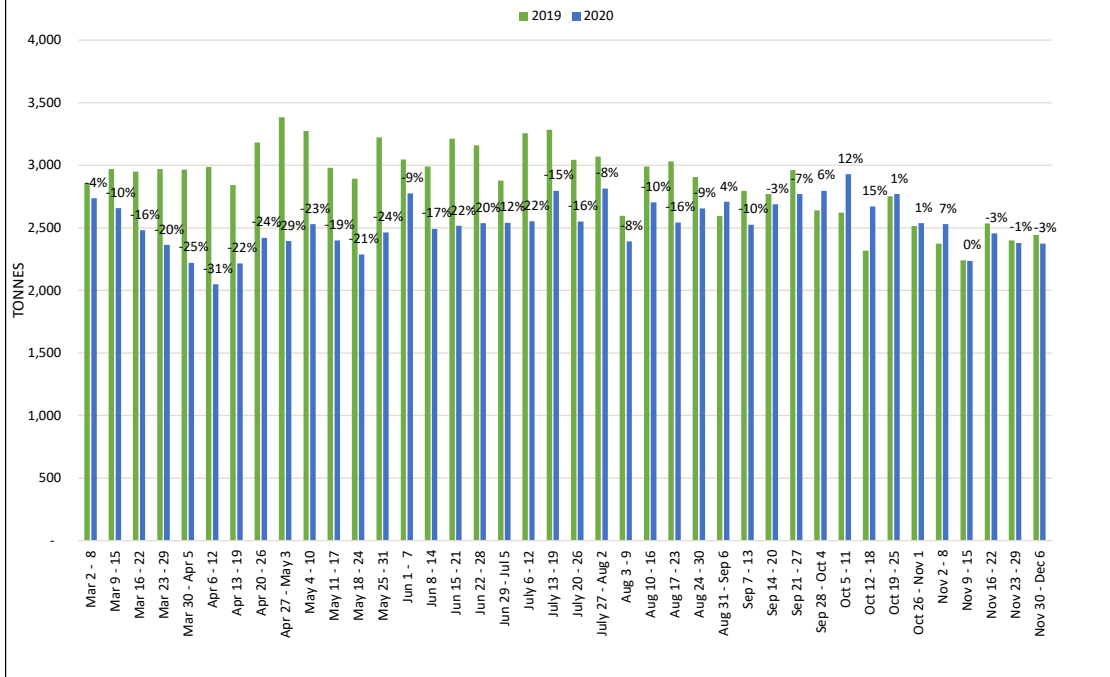


*Vancouver Landfill & Vancouver South Transfer Station

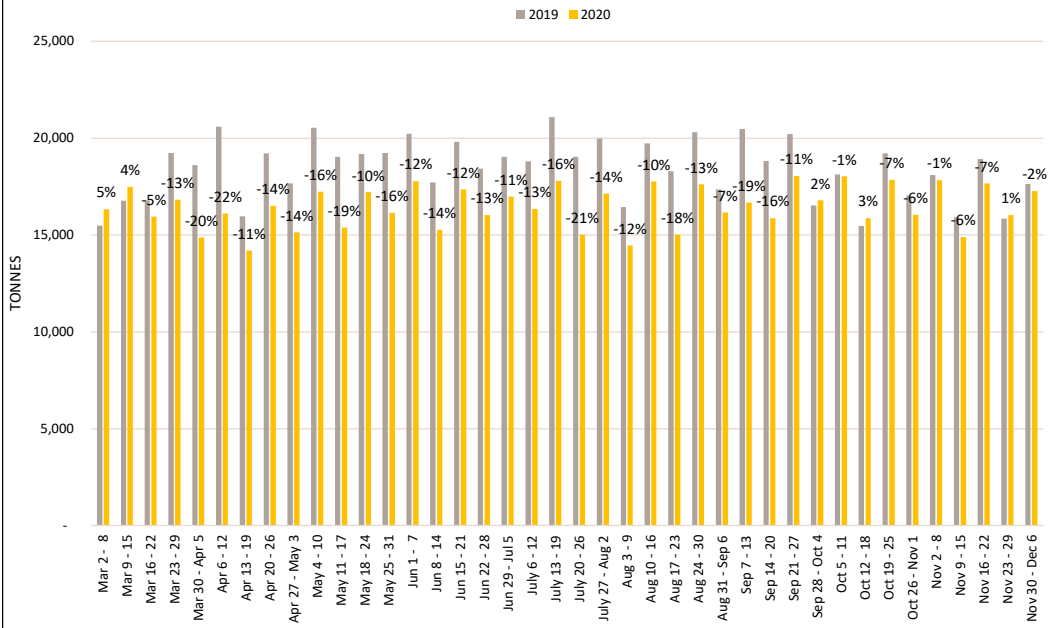
Vancouver Landfill Waste Quantities 2019 vs 2020



Vancouver South Transfer Station Waste Quantities 2019 vs 2020

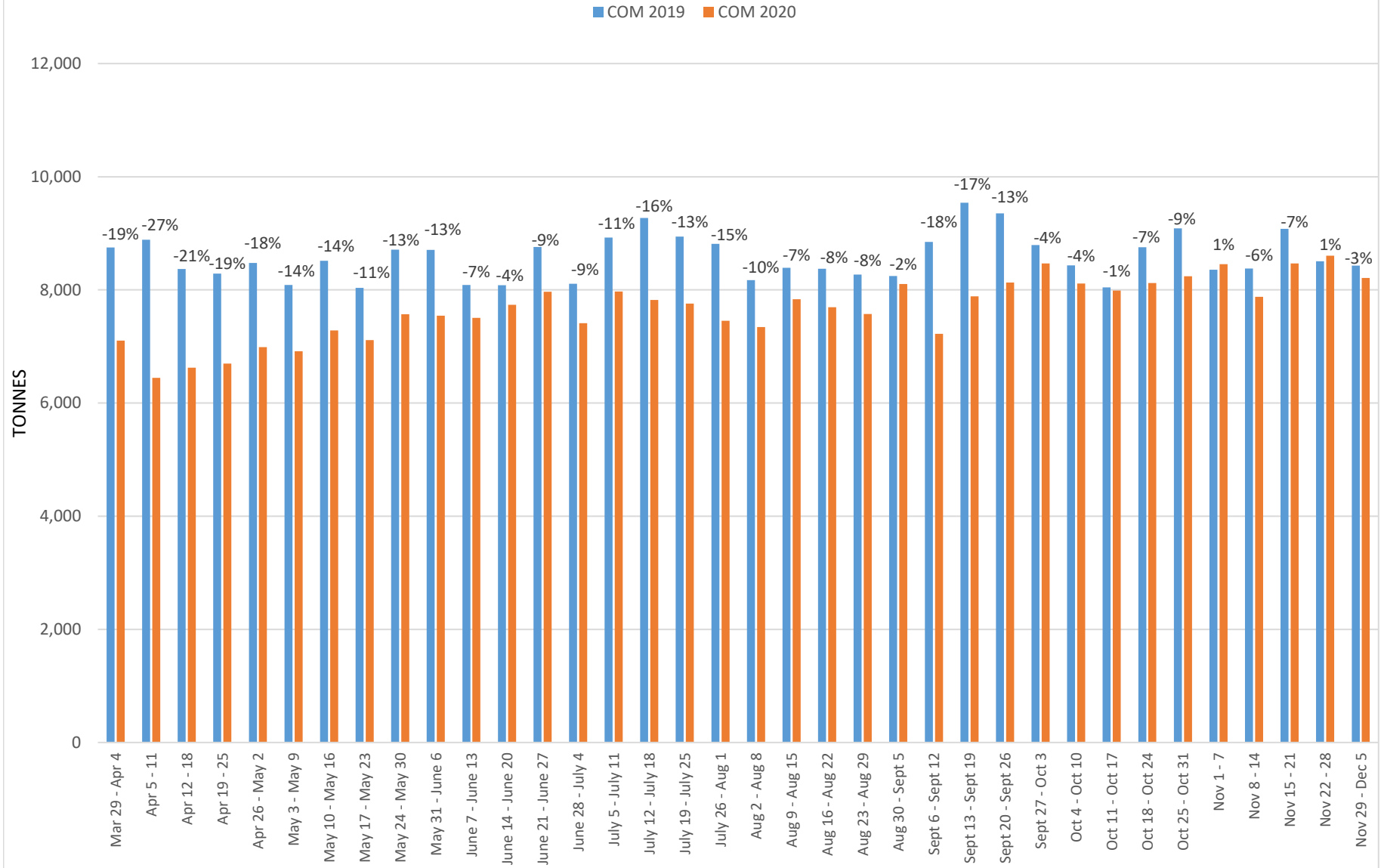


Metro Vancouver and City of Vancouver Waste Quantities 2019 vs 2020*



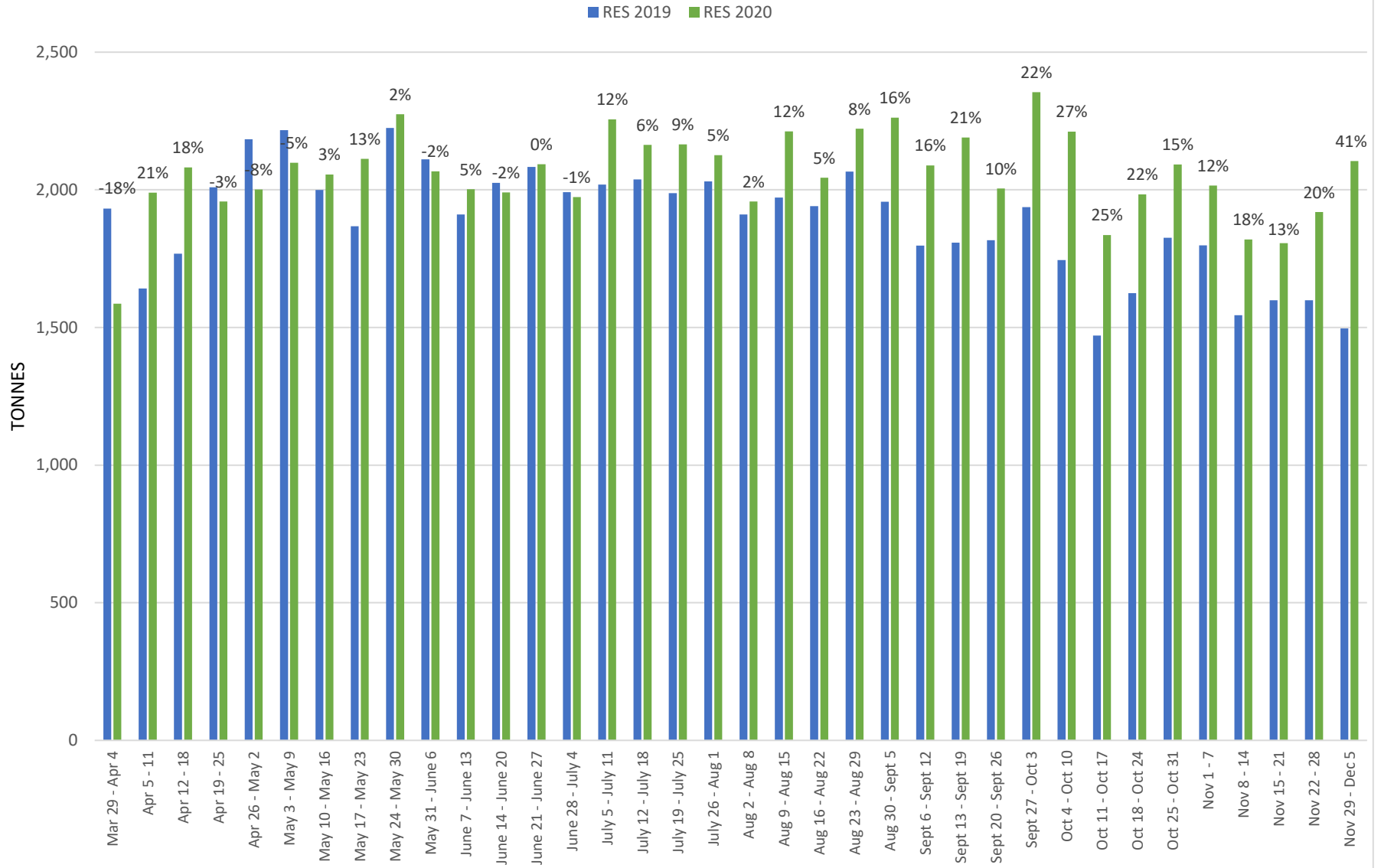
* Metro Vancouver Nov data not reconciled to date

Metro Vancouver Commercial (Account) Customer Waste Quantities*



*Coquitlam, North Surrey, North Shore Recycling & Waste Centres & the Waste-to-Energy Facility

Metro Vancouver Non-Account Customer Waste Quantities*

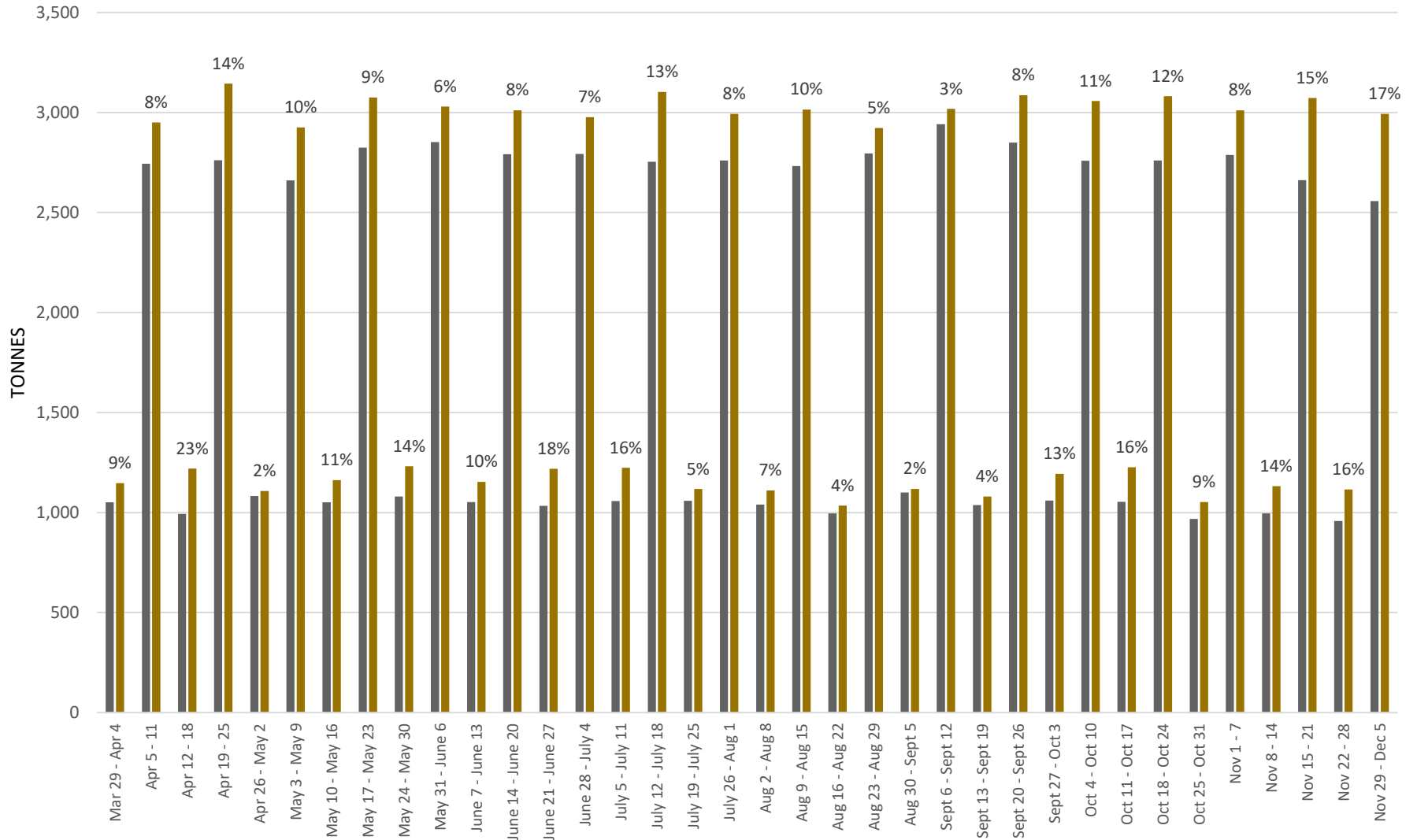


*All Metro Vancouver Recycling & Waste Centres (excludes Waste-to-Energy Facility)

Metro Vancouver Single Family Curbside Waste Quantities*

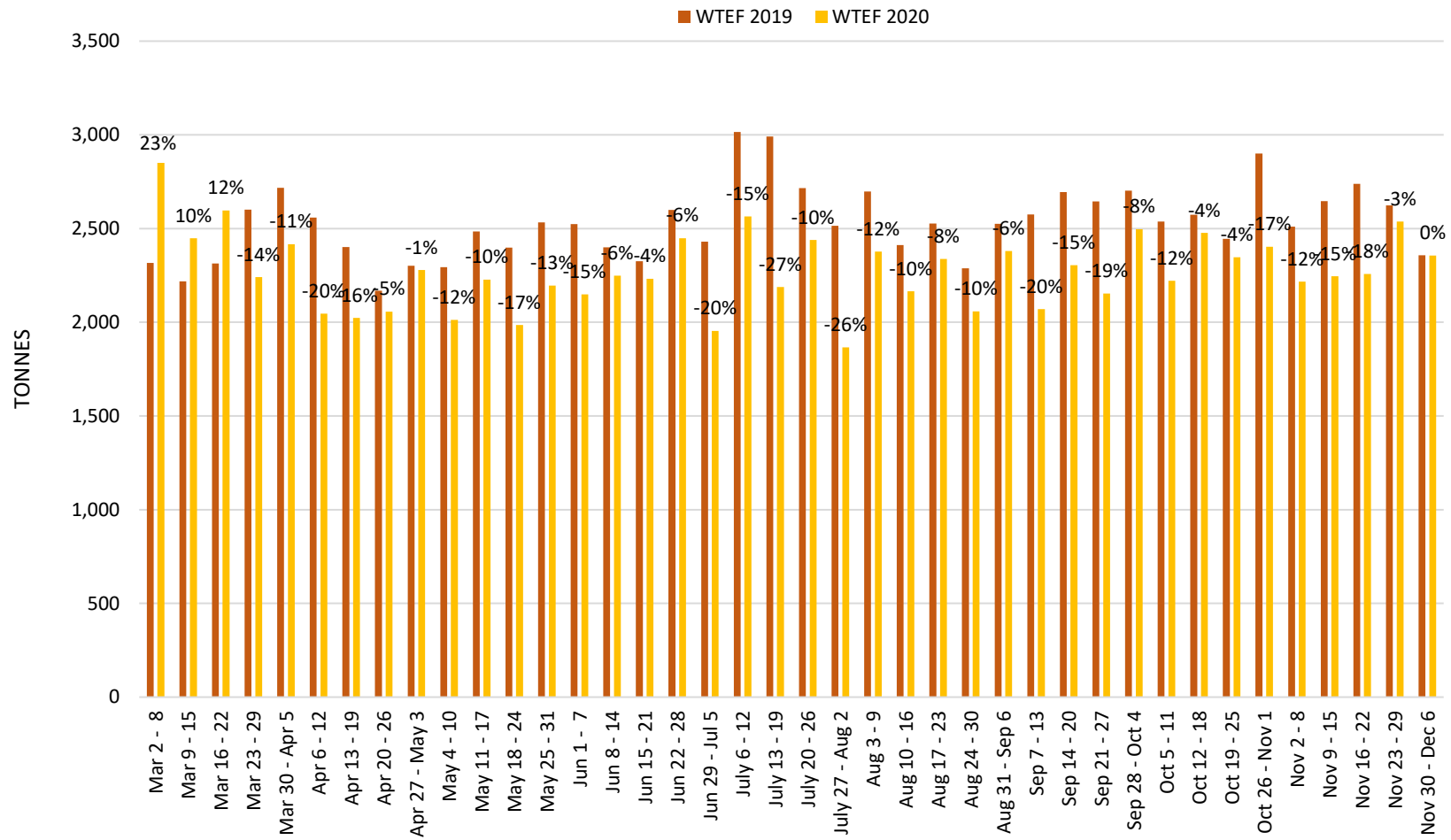
■ MUN - Curbside 2019 ■ MUN - Curbside 2020

*Hauled by Commercial & Municipal vehicles



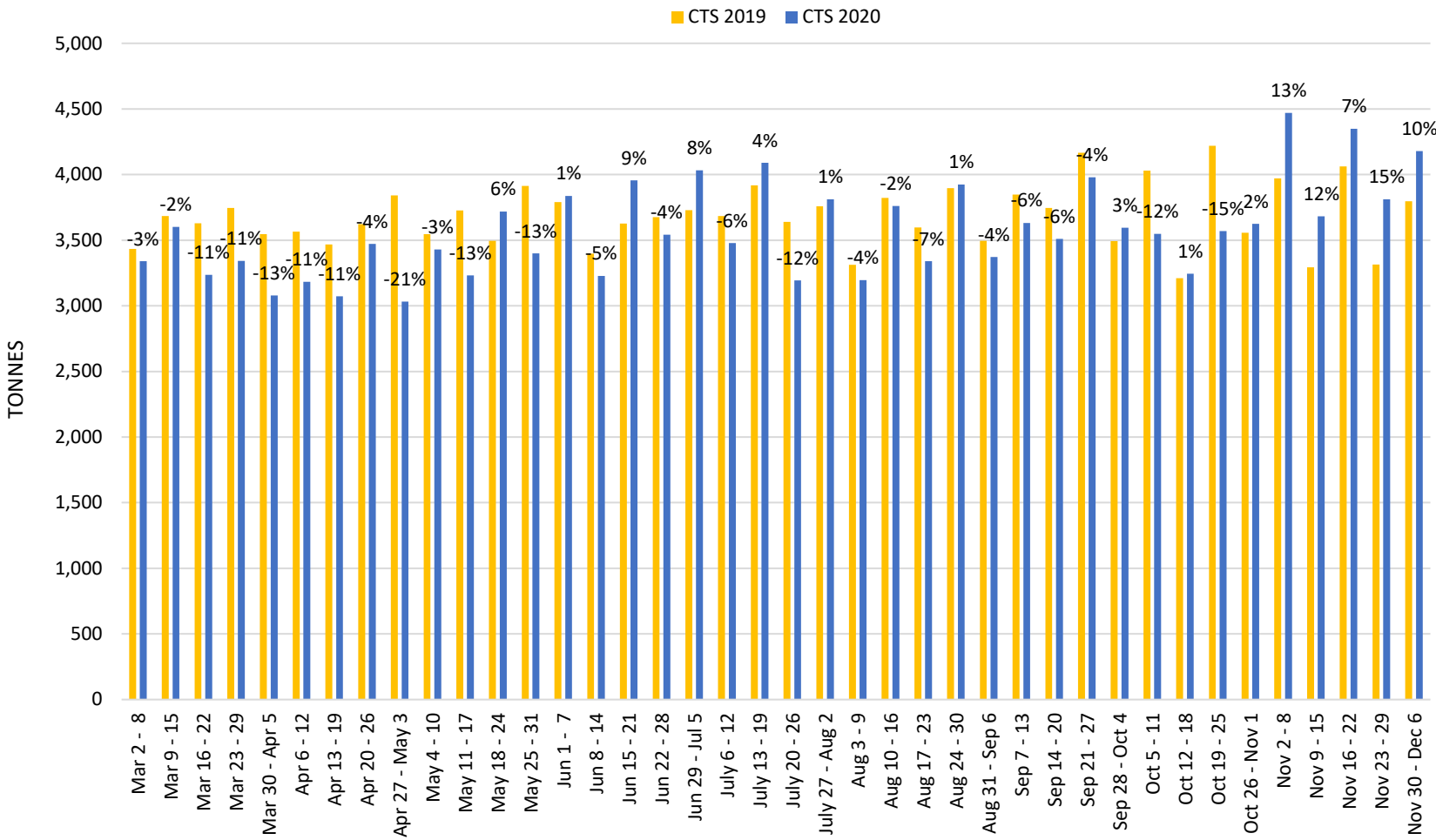
*Coquitlam, North Surrey, North Shore Recycling & Waste Centres & the Waste-to-Energy Facility

Waste-to-Energy Facility - Waste Quantities 2019 vs 2020*



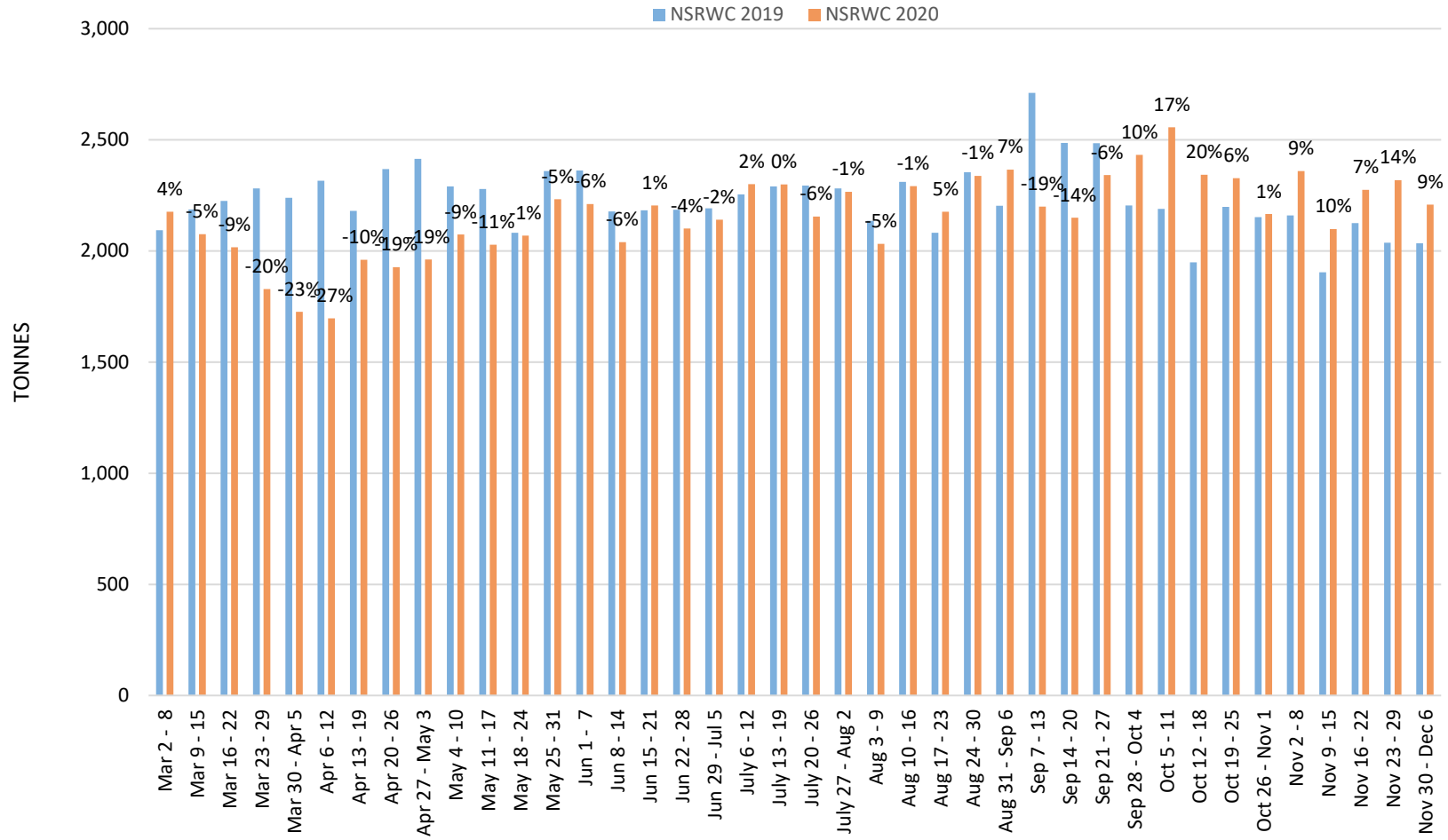
*Nov data not reconciled to date

Coquitlam Recycling and Waste Centre - Waste Quantities 2019 vs 2020*



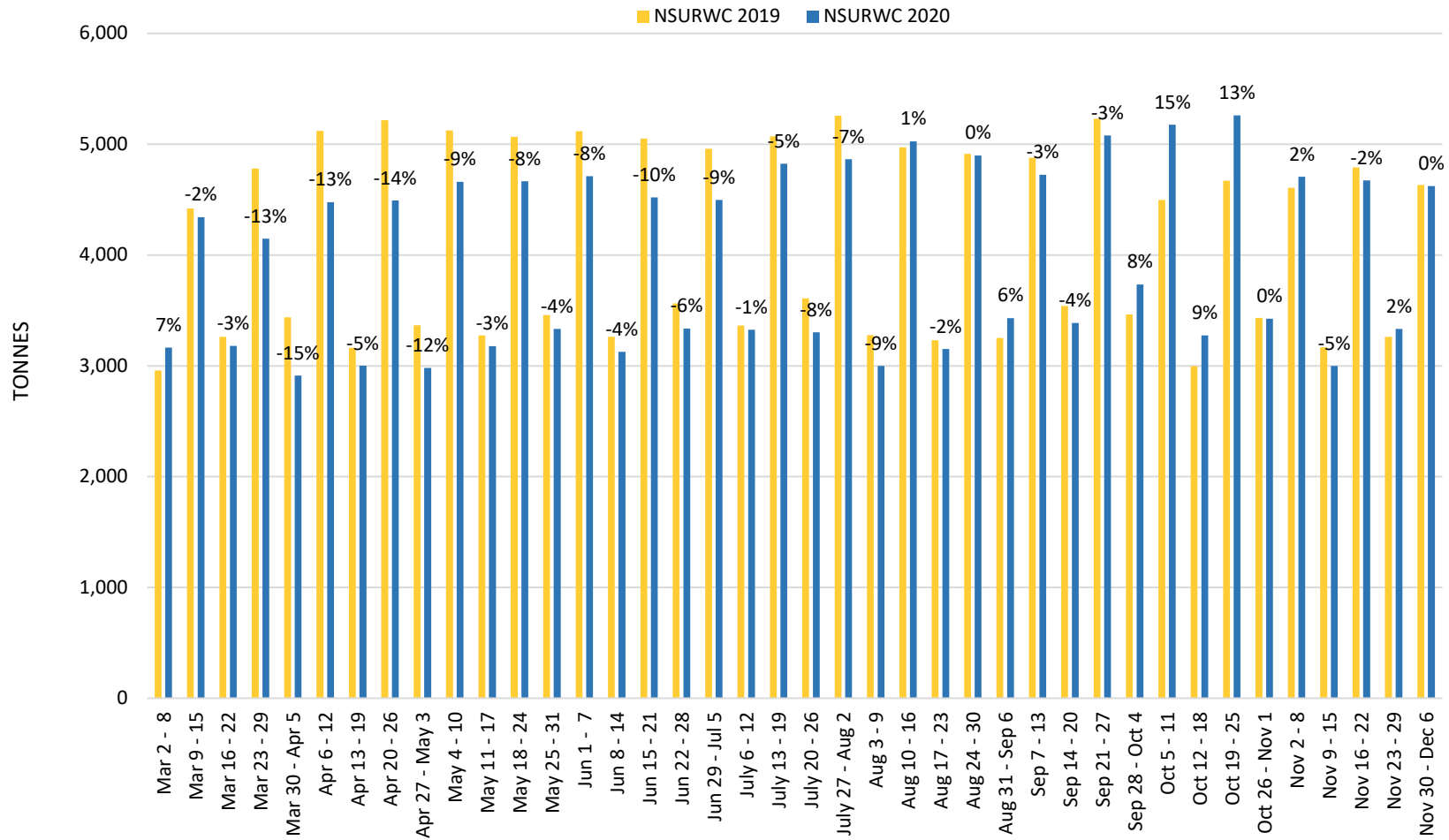
*Nov data not reconciled to date

North Shore Recycling and Waste Centre - Waste Quantities 2019 vs 2020*



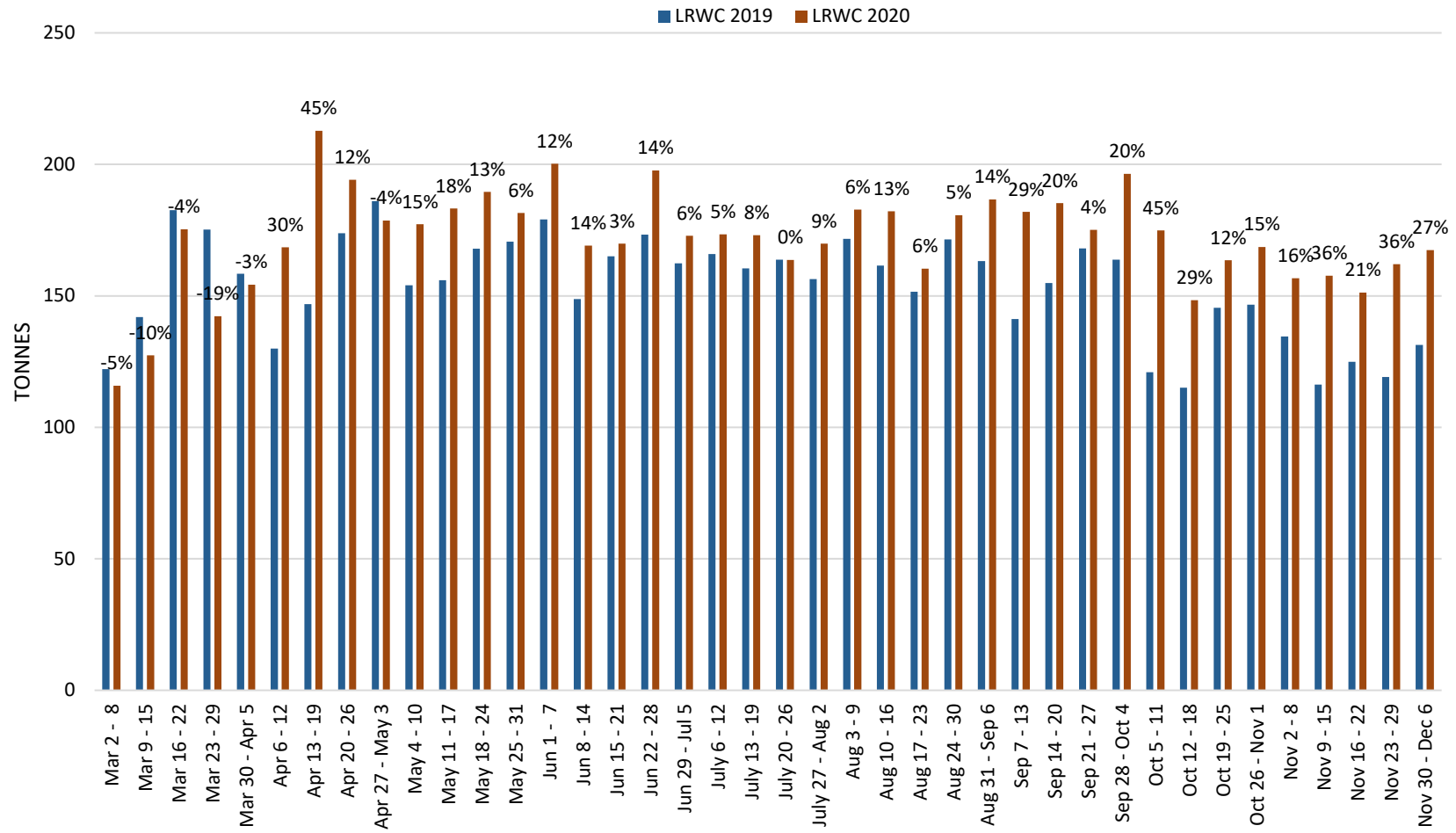
*Nov data not reconciled to date

North Surrey Recycling and Waste Centre - Waste Quantities 2019 vs 2020*



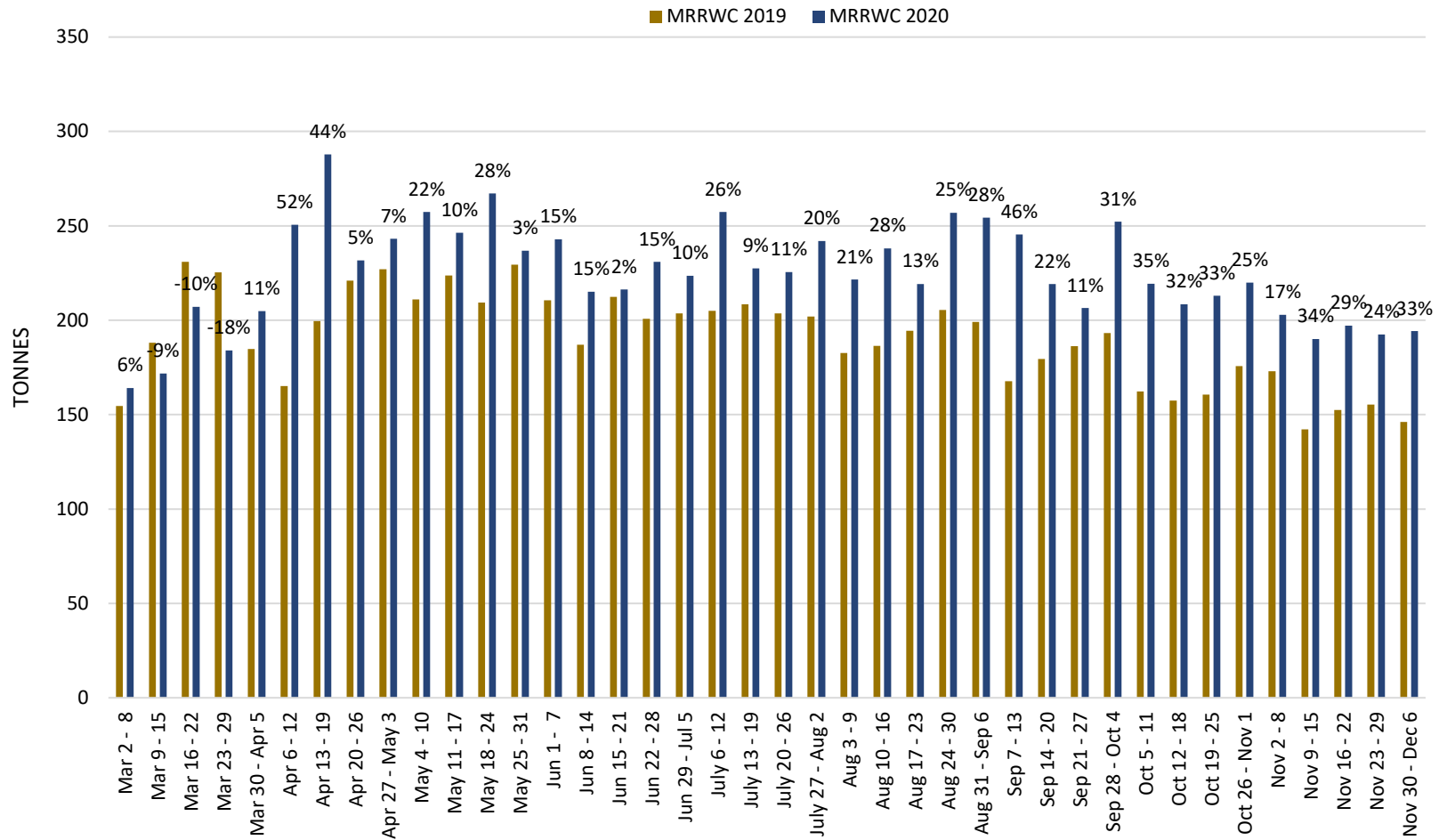
*Nov data not reconciled to date

Langley Recycling and Waste Centre - Waste Quantities 2019 vs 2020*



*Nov data not reconciled to date

Maple Ridge Recycling and Waste Centre - Waste Quantities 2019 vs 2020*



*Nov data not reconciled to date

WMABC – Metro Vancouver – Vancouver

Wednesday, December 9, 2020

2:00 pm – 3:00 pm

ZOOM meeting – Online/Phone

Attendees

WMABC: Lori Bryan, Grant Hankins, David Millman, Josh JansenVandorn, Noel Massey

City of Vancouver: Albert Shames, Chris Underwood, Lynn Belanger

Metro Vancouver: Paul Henderson, Chris Allan, Sarah Evanetz, Stephanie Liu

AGENDA

1. Metro Vancouver Facility Operational Updates
 - a. Hours of operation at North Surrey Recycling and Waste Centre
 - Going forward, we will extend summer hours by a month on either side – start March 1 and end Oct 31. (extended closing hour at North Surrey and North Shore facilities)
 - In 2021 we will review and do consultation on hours more broadly next year; conducted a municipal/hauler survey; will consider further in the future whether to revisit our hours of operation
 - In 2021, we will also review whether the by-tonne variable rate structure is appropriate, and if the tonnage cut-offs at each stage is the right tonnes (e.g. is 9 tonnes or a lower tonnage push you to the lower rate) – would need to balance whole rate structure to do that but would engage haulers on this (average rate need to increase to support this)
 - Effective date of any changes would be for 2022
 - b. Waste-to-Energy Facility Turnaround Times (Attachment 1)
 - Scale maintenance work for a couple of hours the other week
 -
 - c. Disposal ban surcharge data and monthly report template (Attachment 2)
 - October v.s. November, the monthly total went down, , electronics down a little bit as well compared to the peak of 200-250 surcharges on electronics. Others have gone down as well.
 - Follow-up on mixed recycling – went from 3 surcharges in January to ~ 30 now – what happened
 - Municipal illegal dumping data – haven't shared it recently. We can follow up next meeting.
 - o Especially look at gypsum?
 - o One challenge is the consistency in reporting.
 - o Vancouver tracks it closely. Def see C&D waste that contains drywall (as opposed to dedicated loads of dumped just-drywall).
 - o Vancouver able to take a couple cases to court on fining for illegal dumping. Biggest one was \$2,500 – not really high but it is something. An enforcement mechanism



- Vancouver put cameras up in a few places; privacy assessments for each camera before installing. Then people found ways to do it without being seen by camera
- Bulky item pickup programs work really well. Surrey does pop-up junk days.

d. Waste flows (Attachment 3)

- Our system has mostly stabilized
- Crazy that waste quantities have stabilized considering all the things that have NOT been happening still and not operational.
- Vancouver is down, mostly due to C&D at landfill. The transfer station is trending flat between 2019 and 2020. Back to normal
- Residential/cash customers have gone way up still
- One compactor down at surrey? I missed what Chris said. Monitoring day by day. Will communicate to customers if encounter any significant impacts that would affect customers.

2. City of Vancouver Operational Updates

- Budget approved by council yesterday
- 2021 Rates were approved – no changes from council
- Have the letter on the container fees; will get back to WMABC next week
- Continue to adapt to covid requirements as needed

3. Survey Results – Municipalities and Haulers (Assessment of Solid Waste System Study)

- 40 responses, mostly from waste hauling community
- Will post results as part of ZWC agenda in January – high level summary of data
- Key things: interest in longer hours, and looking at rate structure
- Will share as soon as we post the results with ZWC agenda

4. E-waste and battery Promotion Results

- Lori: reshared some of the material and got good response on their social media
 - MV ran a small promotion in late Oct / early November to encourage residents to recycle their e-waste and used batteries.
 - The promotion drove residents to www.mvrecycles.org to find locations to recycle their e-waste/batteries at no additional cost.
 - MV worked with EPR program reps and municipalities to further amplify the message across the region. Had shared material with you as well –any uptake?
 - Waste Reduction Week was leveraged to further amplify this message, including specific social posts that were scheduled to coincide with WRW themed days (there were two days that aligned perfectly to e-waste and battery recycling).

NOTES:

- The video placements in particular saw high View-Through rates which is great for an awareness campaign. YouTube was over 50% and Facebook was over 30% . Typically we see around 40% and 15% in these platforms.
- Definitions of terms:
- Impressions: the number o times your ad is displayed on someone’s feed. No matter if it

was clicked or not.

- Unique Users: Individual, or an individual computer or device. Impressions may include multiple ads served to the same unique user.
- View-Through rate: number of completed video views (from start to finish).

5. Facility Tours:

- North Surrey Recycling and Waste Centre (Lori and Dave) – delayed
- United Boulevard Recycling and Waste Centre – include Grant Hankins; start conversation about reload possibility at new facility for banned materials

6. Commercial Organics Engagement – update

7. 2021 Tipping Fees – updated messaging

- Web updates are all good now.

8. Payment Deferral Program

- Right now: 90 days ends as of end of Dec, then go back to 36 days, but starting in march is a 6-month period where haulers can apply for a payment plan
- Will talk tomorrow to CAO
- One option we could look at: push the payback time period to a little bit later.
- Wouldn't be possible to defer the tipping fee increases as fees already approved by the board
- Will have info back in the next week or so

Next Meeting: To be confirmed – Suggestions: **Friday January 15 afternoon** is preferred by everyone.

Attachments:

1. Waste-to-Energy Facility Turnaround Times
2. Disposal Ban Surcharge Data
3. Waste Flows

WMABC – Metro Vancouver – Vancouver

Friday, January 22, 2021

3:00 pm – 4:00 pm

ZOOM meeting – Online/Phone

Attendees

WMABC: Lori Bryan, Grant Hankins, David Millman, Josh JansenVandorn, Noel Massey

City of Vancouver: Albert Shames, Chris Underwood, Lynn Belanger

Metro Vancouver: Paul Henderson, Chris Allan, Sarah Evanetz, Stephanie Liu, Adriana Velazquez

AGENDA

1. Metro Vancouver Facility Operational Updates
 - a. Hours of operation at the North Shore and North Surrey Recycling and Waste Centres
 - b. Waste-to-Energy Facility Turnaround Times (Attachment 1)
 - c. Disposal ban surcharge data (Attachment 2)
 - d. Municipal Illegal Dumping Data (Attachment 3)
 - e. Waste flows (Attachment 4)
2. City of Vancouver Operational Updates
3. Survey Results – Municipalities and Haulers (Assessment of Solid Waste System Study)
4. Payment Deferral Program – new application deadline January 31
5. Facility Tours:
 - North Surrey Recycling and Waste Centre (Lori and Dave) – delayed
 - United Boulevard Recycling and Waste Centre
6. Engagement on hours of operation and tipping fee structure – mid-2021

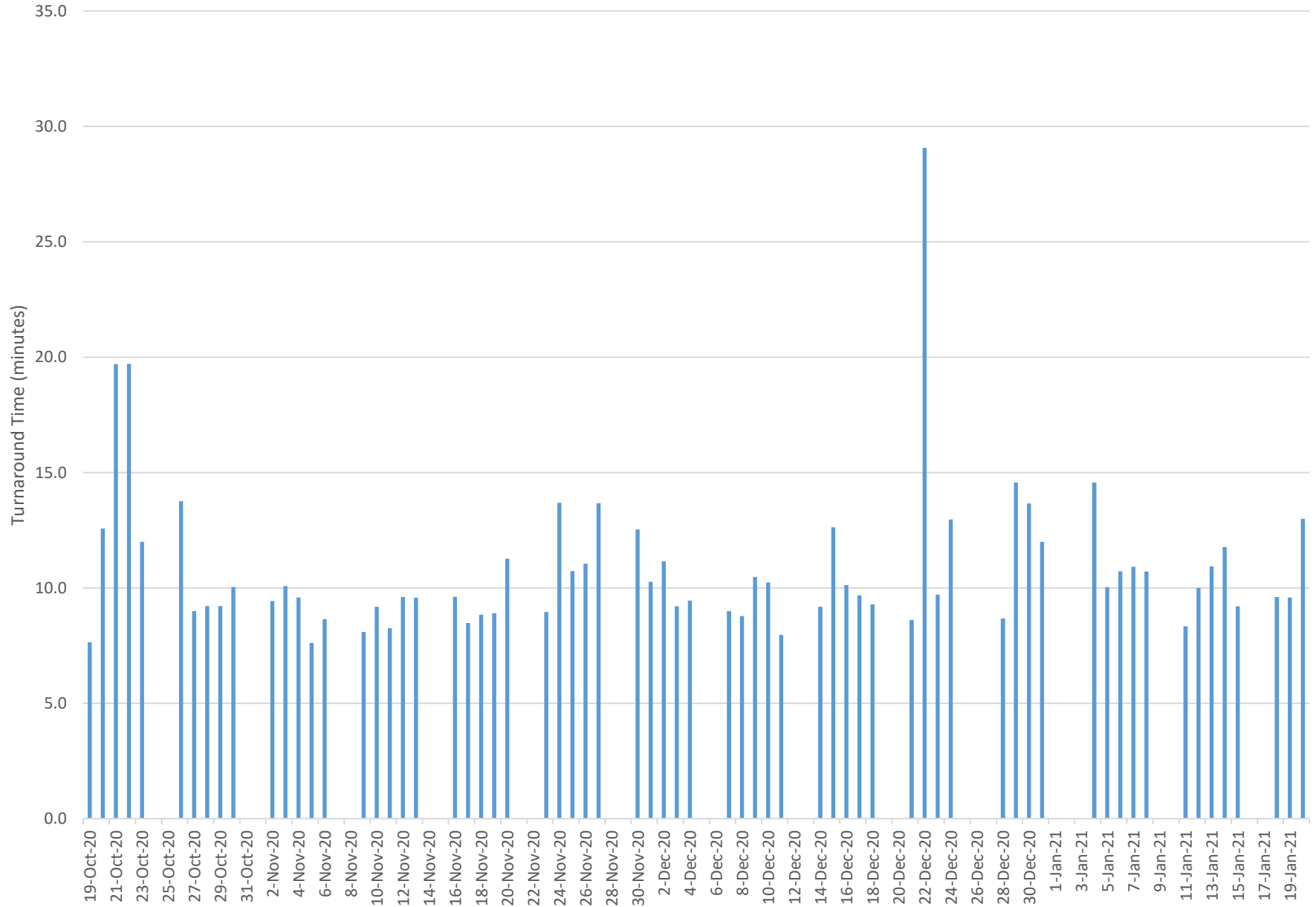
Next Meeting: To be confirmed – Suggestions: Thursday, February 18 afternoon, Friday, February 19 morning

Attachments:

1. Waste-to-Energy Facility Turnaround Times
2. Disposal Ban Surcharge Data
3. Illegal Dumping Trends
4. Waste Flows

43141086

WTEF Turnaround Time (10 am - 3 pm)



Metro Vancouver Monthly Disposal Ban Program Data

2020 Monthly Surcharges*													
	Jan (Commercial Loads in brackets)	Feb (Commercial Loads in brackets)	Mar (Commercial Loads in brackets)	Apr (Commercial Loads in brackets)	May (Commercial Loads in brackets)	Jun (Commercial Loads in brackets)	Jul (Commercial Loads in brackets)	Aug (Commercial Loads in brackets)	Sep (Commercial Loads in brackets)	Oct (Commercial Loads in brackets)	Nov (Commercial Loads in brackets)	Dec (Commercial Loads in brackets)	Total (Commercial Loads in brackets)
Banned Materials													
Antifreeze & Containers	0 (0)	1 (1)	0 (0)	0 (0)	0 (0)	1 (1)	0 (0)	1 (0)	0 (0)	0 (0)	0 (0)	0 (0)	3 (2)
Automobile Waste	2 (2)	0 (0)	1 (1)	0 (0)	2 (2)	0 (0)	0 (0)	0 (0)	0 (0)	0 (0)	0 (0)	0 (0)	5 (5)
Battery(ies)	0 (0)	0 (0)	0 (0)	0 (0)	0 (0)	0 (0)	0 (0)	1 (0)	1 (1)	0 (0)	0 (0)	0 (0)	2 (1)
Beverage Containers >5%	0 (0)	0 (0)	0 (0)	0 (0)	0 (0)	1 (1)	0 (0)	0 (0)	0 (0)	0 (0)	0 (0)	1 (1)	2 (2)
Clean Wood >5%	19 (14)	23 (19)	14 (8)	10 (8)	22 (15)	23 (12)	22 (17)	26 (19)	13 (8)	15 (10)	6 (4)	4 (3)	197 (137)
Corrugated Cardboard > 5%	89 (82)	78 (76)	91 (88)	116 (109)	81 (74)	95 (78)	96 (89)	107 (94)	88 (83)	102 (93)	64 (63)	49 (44)	1056 (973)
Cresosote Wood	0 (0)	0 (0)	0 (0)	0 (0)	0 (0)	0 (0)	1 (1)	0 (0)	0 (0)	0 (0)	0 (0)	0 (0)	1 (1)
Dusty Loads	4 (4)	4 (4)	4 (4)	4 (4)	7 (7)	21 (18)	7 (6)	4 (4)	5 (5)	5 (5)	6 (6)	1 (1)	72 (68)
Electronics	194 (175)	199 (172)	135 (119)	192 (175)	218 (175)	251 (212)	241 (206)	202 (157)	178 (154)	141 (129)	138 (117)	169 (136)	2258 (1927)
EPS (Polystyrene Packaging) >20%	15 (15)	14 (14)	9 (8)	2 (1)	7 (5)	13 (8)	9 (7)	13 (13)	11 (10)	13 (12)	7 (7)	4 (4)	117 (104)
Excrement	0 (0)	0 (0)	0 (0)	0 (0)	0 (0)	0 (0)	0 (0)	0 (0)	1 (1)	0 (0)	1 (0)	0 (0)	2 (1)
Food Waste >25%	12 (12)	16 (16)	15 (15)	16 (16)	14 (14)	23 (23)	30 (29)	13 (13)	24 (24)	22 (22)	11 (11)	33 (33)	229 (228)
Gasoline	0 (0)	0 (0)	0 (0)	1 (0)	0 (0)	0 (0)	0 (0)	0 (0)	0 (0)	0 (0)	0 (0)	0 (0)	1 (0)
Green Waste >5%	0 (0)	3 (2)	4 (1)	5 (3)	7 (3)	11 (5)	6 (1)	5 (1)	6 (1)	4 (2)	4 (3)	1 (0)	56 (22)
Gypsum	2 (1)	10 (6)	14 (7)	13 (11)	22 (16)	17 (11)	20 (15)	19 (14)	21 (13)	20 (15)	8 (7)	15 (10)	181 (126)
Hazardous Waste	0 (0)	1 (1)	0 (0)	0 (0)	1 (1)	3 (3)	1 (1)	0 (0)	1 (1)	0 (0)	2 (2)	2 (1)	11 (10)
Inert Filled	2 (1)	0 (0)	3 (2)	6 (1)	5 (0)	8 (1)	8 (0)	6 (1)	1 (1)	1 (0)	1 (0)	0 (0)	41 (7)
Large Containers >205L	2 (2)	2 (1)	1 (1)	2 (2)	0 (0)	3 (3)	6 (5)	3 (3)	3 (3)	3 (3)	1 (1)	0 (0)	26 (24)
Liquids or Sludge	2 (1)	0 (0)	2 (2)	6 (6)	2 (2)	6 (5)	1 (1)	1 (0)	1 (1)	1 (1)	2 (2)	0 (0)	24 (21)
Mattress(es)	32 (23)	47 (35)	66 (46)	47 (35)	59 (44)	65 (48)	60 (45)	40 (32)	38 (38)	35 (32)	27 (26)	28 (24)	544 (428)
Mixed Recyclable Materials >5%	3 (3)	5 (5)	0 (0)	13 (12)	14 (14)	25 (25)	31 (31)	25 (24)	25 (25)	30 (30)	29 (29)	12 (12)	212 (210)
Oil, Oil Filters, and Oil Containers	3 (3)	3 (2)	7 (7)	4 (3)	8 (7)	9 (6)	6 (6)	12 (8)	6 (5)	10 (9)	5 (4)	4 (4)	77 (64)
Other Recyclable Containers >5%	1 (1)	0 (0)	0 (0)	0 (0)	0 (0)	1 (1)	0 (0)	0 (0)	0 (0)	0 (0)	1 (1)	0 (0)	3 (3)
Oversized Object	26 (23)	38 (31)	39 (34)	47 (39)	67 (63)	96 (85)	65 (49)	72 (60)	92 (80)	67 (60)	41 (38)	6 (3)	656 (565)
Paint or Paint Containers	12 (9)	12 (10)	14 (8)	29 (20)	32 (22)	28 (19)	26 (23)	37 (24)	34 (22)	23 (17)	15 (14)	9 (8)	271 (196)
Pharmaceuticals	0 (0)	0 (0)	0 (0)	0 (0)	0 (0)	0 (0)	0 (0)	1 (1)	0 (0)	0 (0)	0 (0)	0 (0)	1 (1)
Propane Tanks	3 (2)	2 (2)	4 (3)	4 (1)	7 (6)	6 (4)	5 (5)	4 (3)	6 (4)	5 (4)	3 (3)	2 (0)	51 (37)
Recyclable Paper	0 (0)	0 (0)	0 (0)	1 (1)	4 (4)	3 (2)	3 (3)	0 (0)	3 (2)	1 (1)	0 (0)	0 (0)	15 (13)
Recyclable Paper >5%	1 (0)	0 (0)	0 (0)	1 (1)	2 (2)	1 (1)	4 (2)	3 (3)	2 (0)	0 (0)	0 (0)	0 (0)	14 (9)
Tires	13 (12)	16 (15)	16 (14)	27 (26)	15 (14)	19 (15)	20 (20)	14 (14)	16 (14)	13 (13)	8 (7)	14 (13)	191 (177)
Wire, Hosing, Rope, or Cable >1m	6 (5)	8 (8)	4 (4)	7 (6)	7 (6)	20 (16)	34 (27)	12 (8)	23 (21)	2 (2)	1 (1)	2 (0)	126 (104)
Worksafe Hazard Material	0 (0)	0 (0)	0 (0)	0 (0)	1 (1)	1 (1)	1 (1)	0 (0)	1 (0)	0 (0)	0 (0)	0 (0)	4 (3)
Monthly Total	443 (390)	482 (420)	443 (372)	553 (480)	604 (497)	750 (604)	703 (590)	621 (496)	600 (517)	513 (460)	381 (346)	356 (297)	6449 (5469)

* Data has not been reconciled.



Illegal Dumping Trends

METRO VANCOUVER

Adriana Velázquez, P.Eng M.Eng

PROJECT ENGINEER, ZERO WASTE IMPLEMENTATION

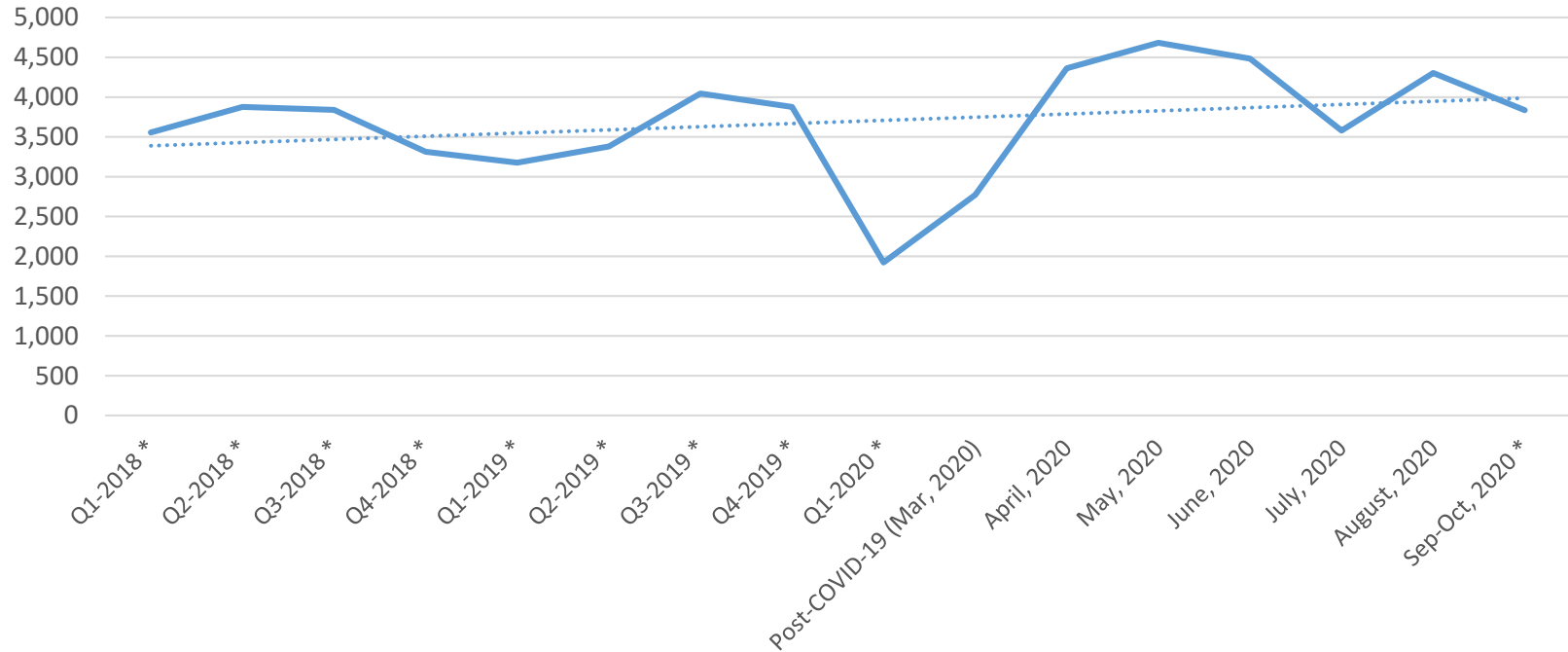
Waste Management Association of BC Meeting, January 22, 2021

Orbit Link: <https://orbit.gvrd.bc.ca/orbit/llisapi.dll/app/nodes/43116559>

metrovancouver

Illegal Dumping Activity in Metro Vancouver

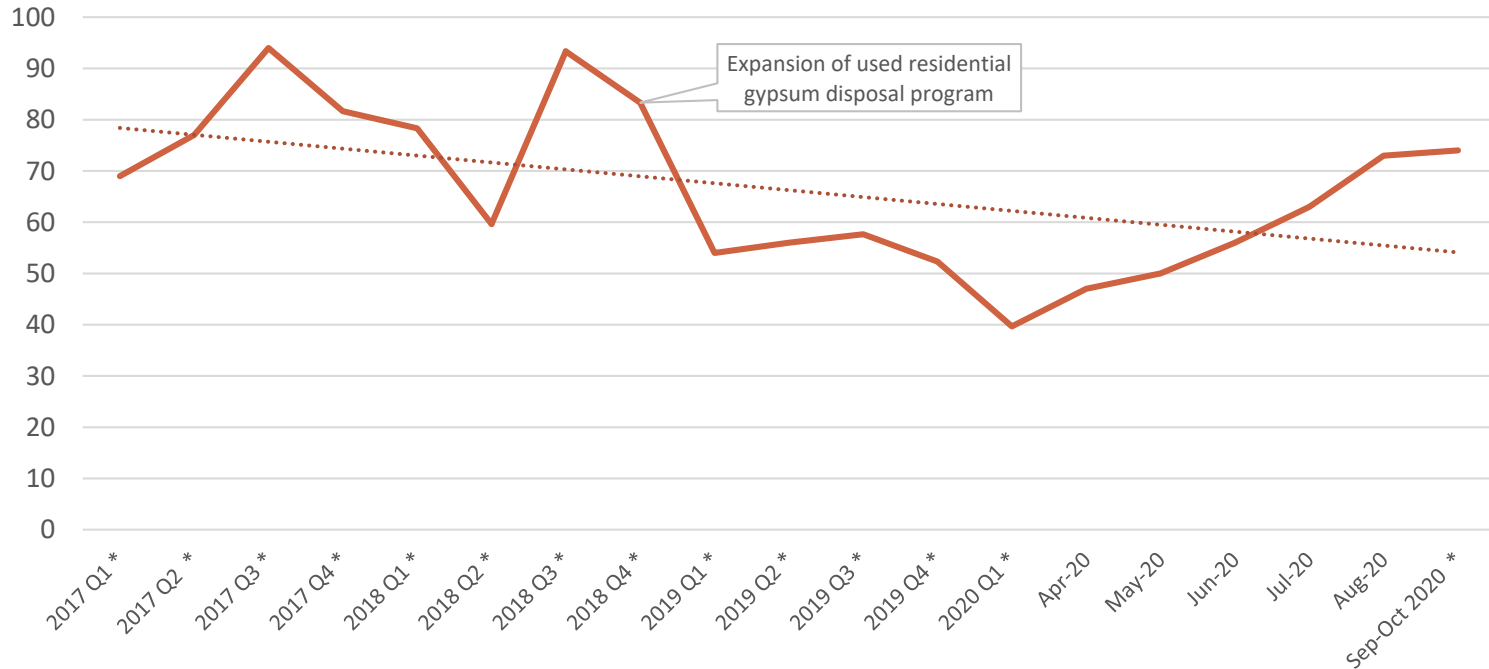
Shown in number of incidents per month



* Monthly averages

Abandoned Gypsum in Metro Vancouver

Shown in number of incidents per month



* Monthly averages

Next Steps

Continue monitoring illegal dumping activity:

- Data collection
- Analysis



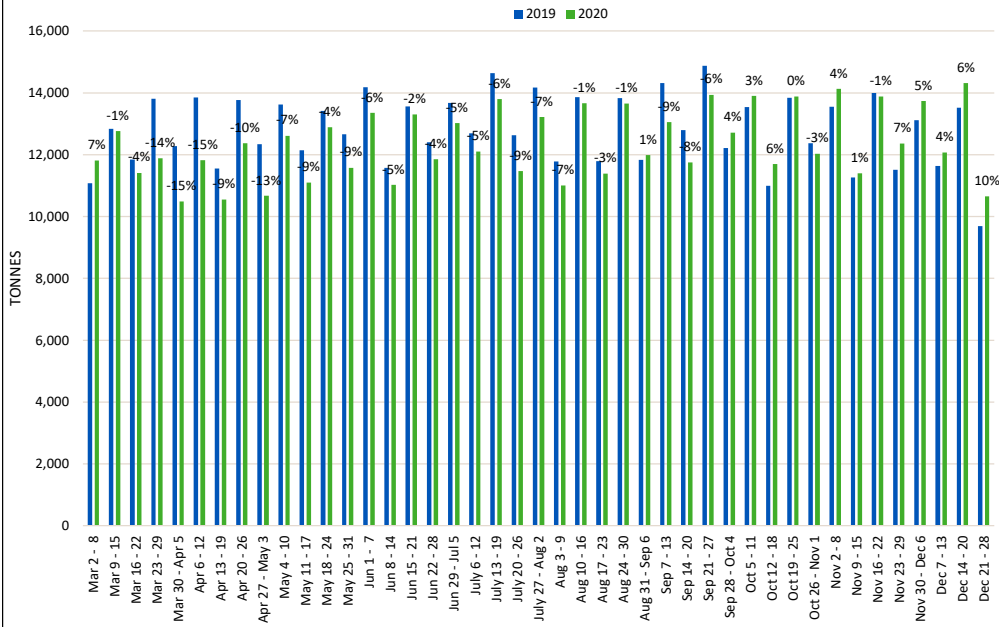


North Shore Recycling and Waste Centre

Thank you!

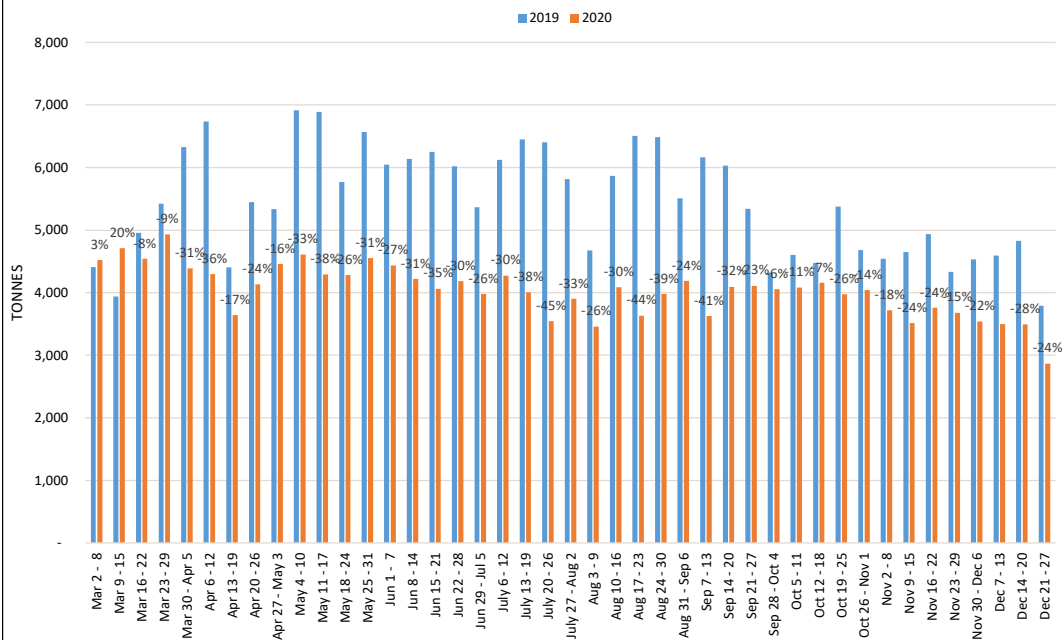
metrovancover
Together we make our region strong

Metro Vancouver Waste Quantities* 2019 vs 2020



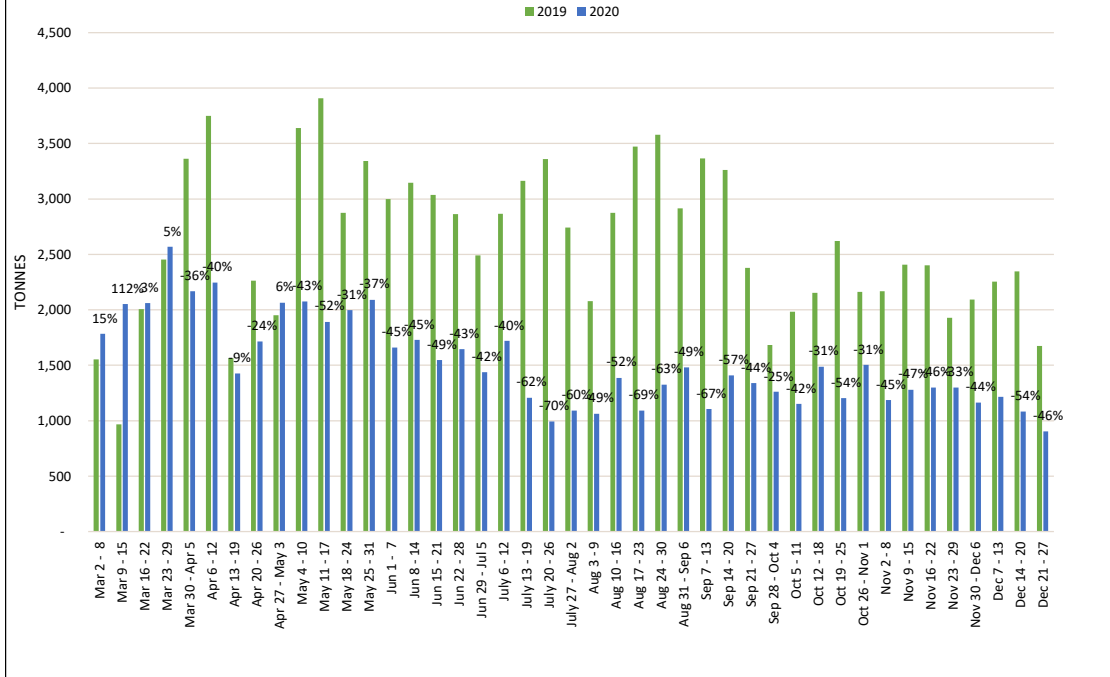
*Metro Vancouver's Five Recycling and Waste Centres & the Waste-to-Energy Facility

City of Vancouver Waste Quantities* 2019 vs 2020

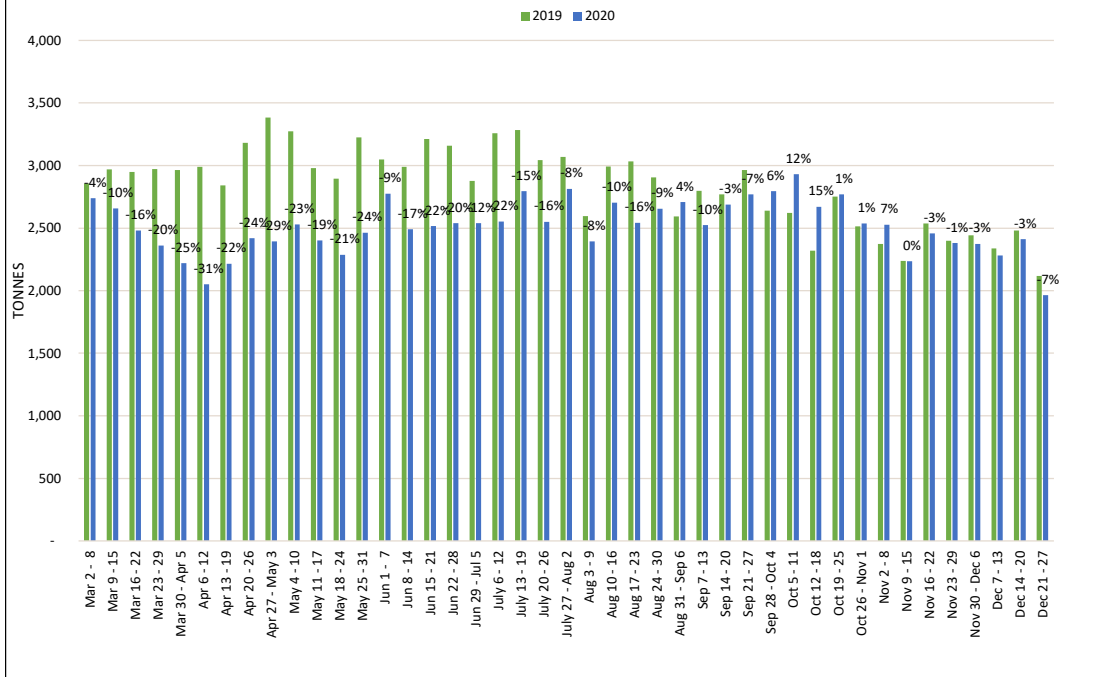


*Vancouver Landfill & Vancouver South Transfer Station

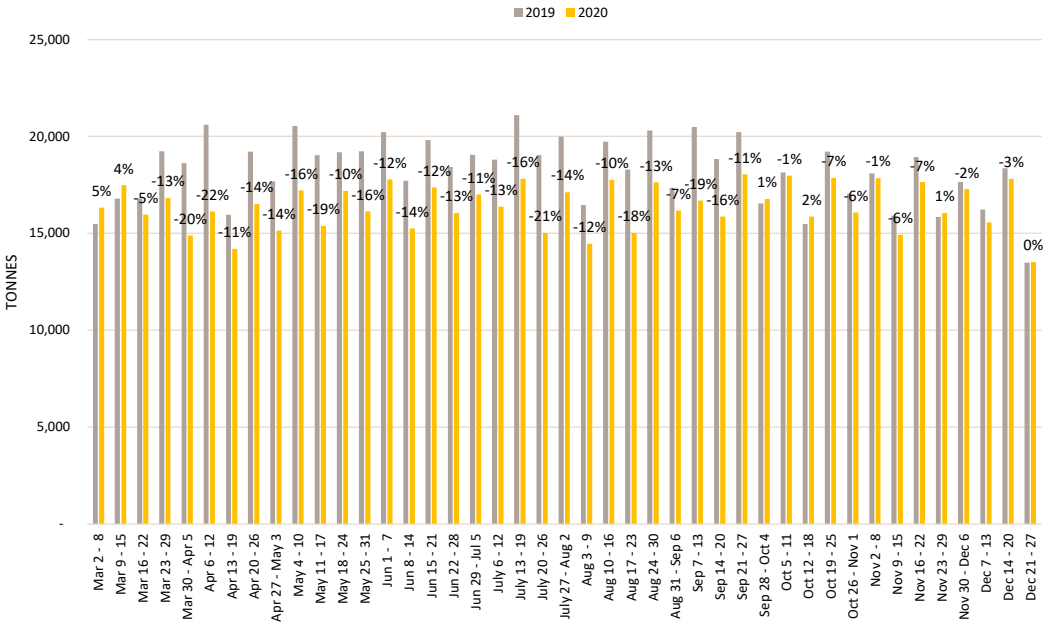
Vancouver Landfill Waste Quantities 2019 vs 2020



Vancouver South Transfer Station Waste Quantities 2019 vs 2020

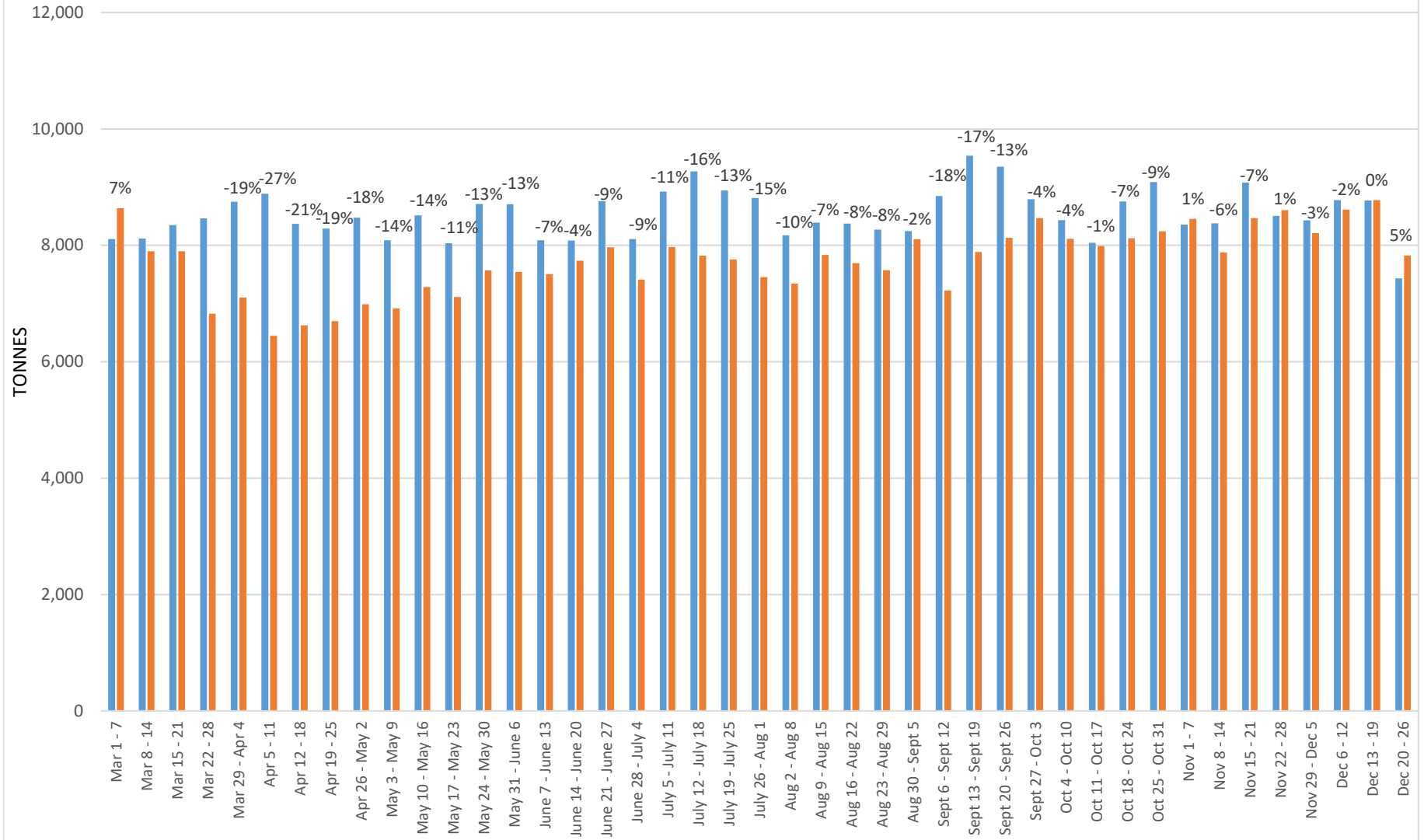


Metro Vancouver and City of Vancouver Waste Quantities 2019 vs 2020



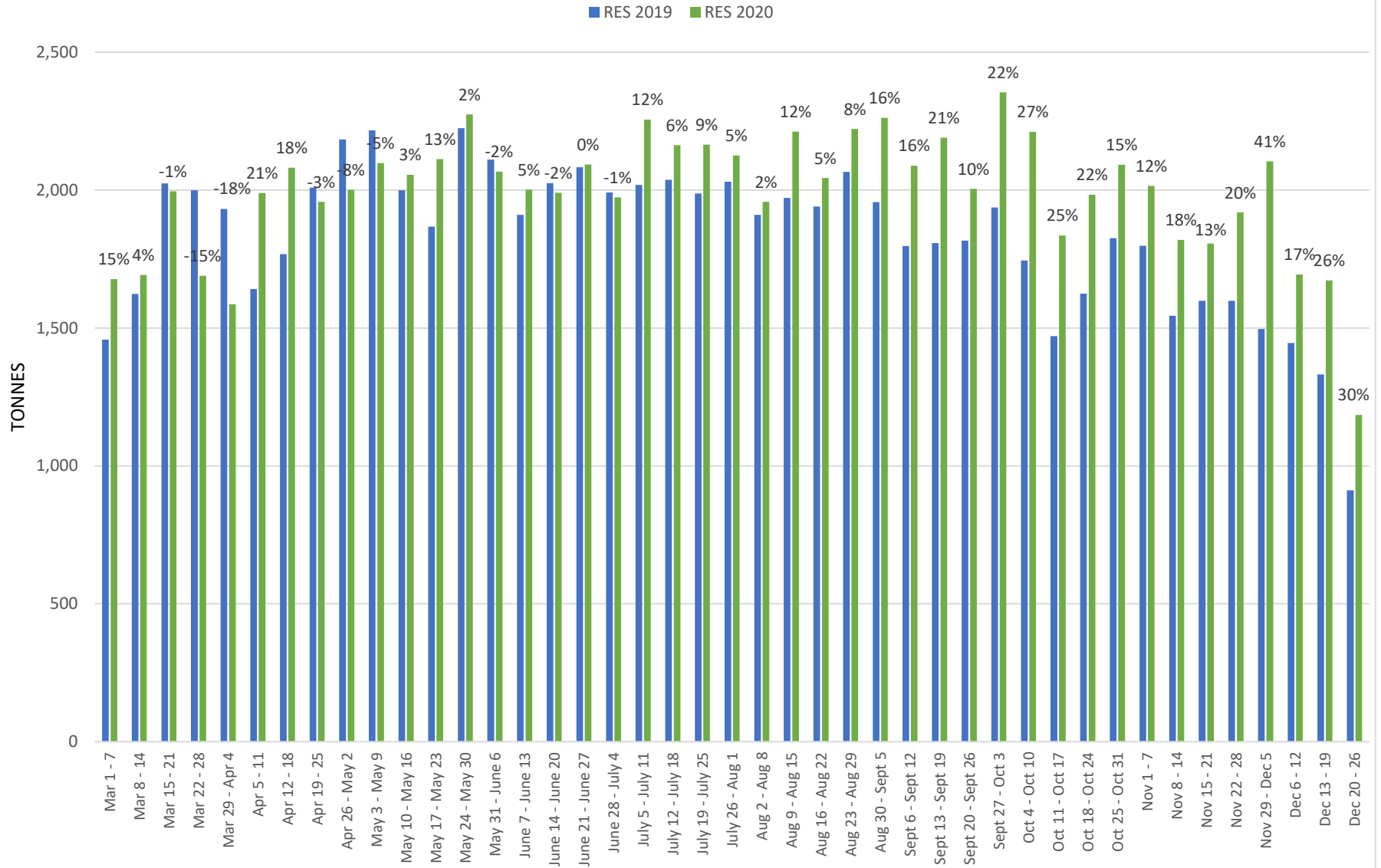
Metro Vancouver Commercial (Account) Customer Waste Quantities*

■ COM 2019 ■ COM 2020



*Coquitlam, North Surrey, North Shore Recycling & Waste Centres & the Waste-to-Energy Facility

Metro Vancouver Non-Account Customer Waste Quantities*

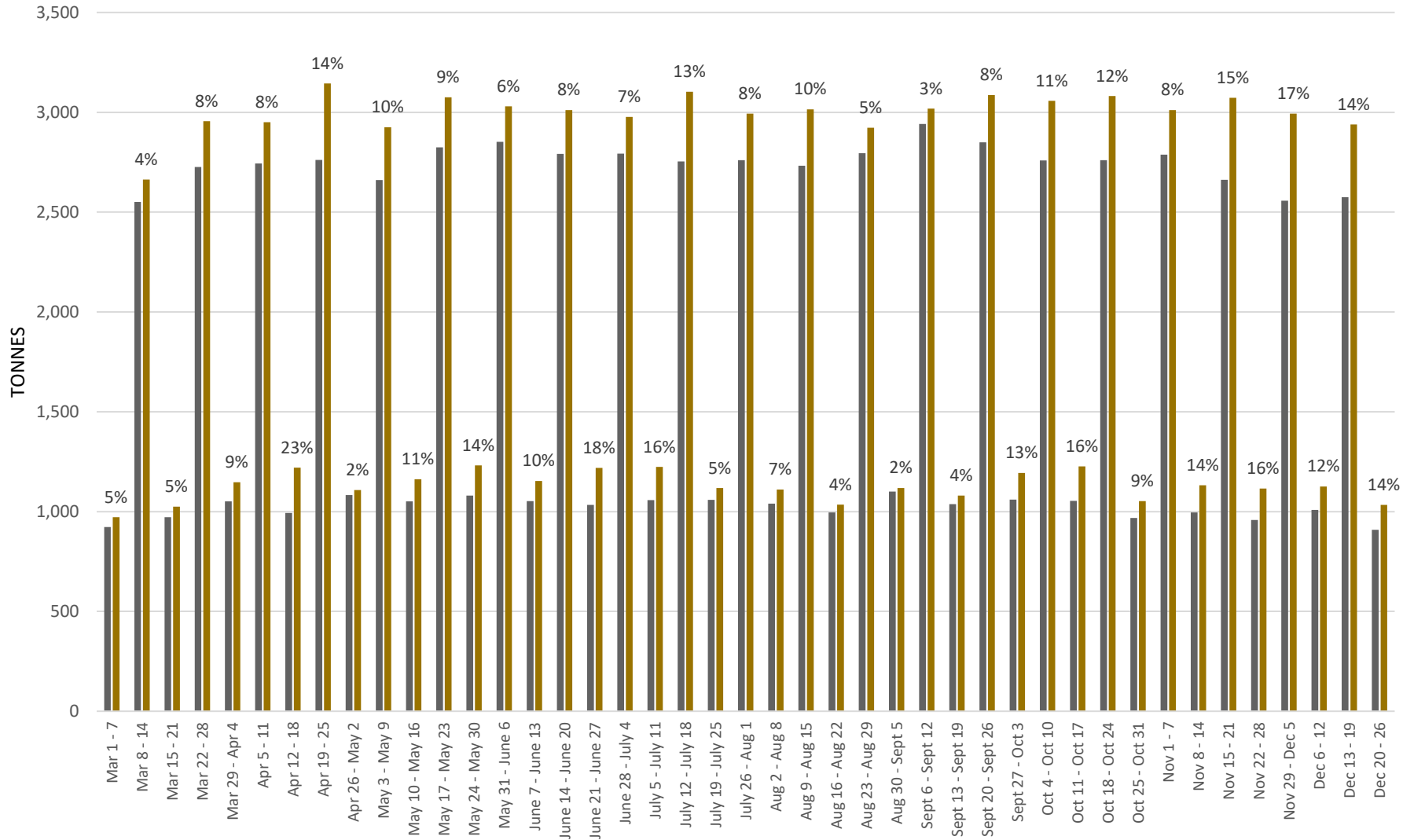


*All Metro Vancouver Recycling & Waste Centres (excludes Waste-to-Energy Facility)

Metro Vancouver Single Family Curbside Waste Quantities*

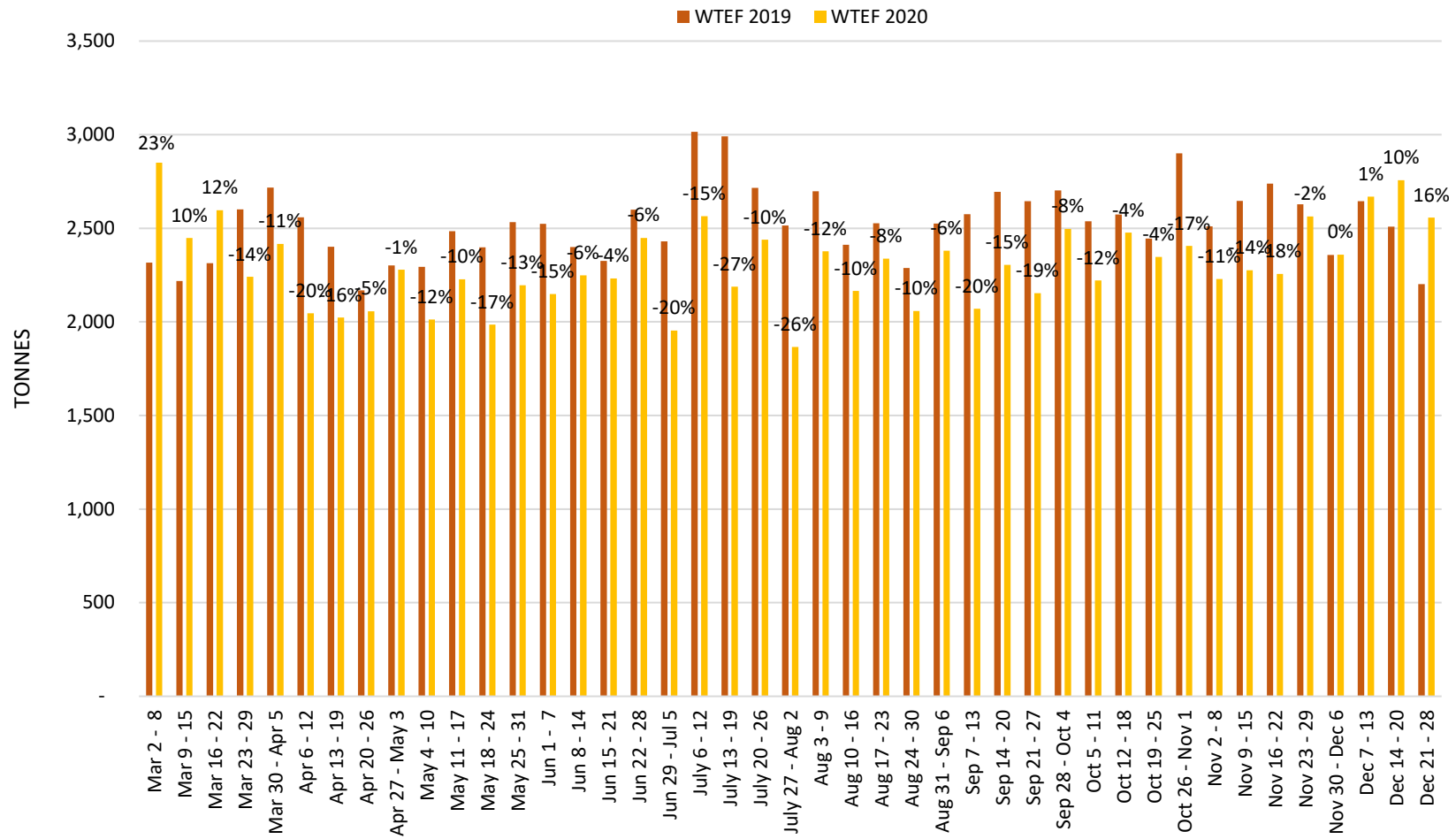
■ MUN - Curbside 2019 ■ MUN - Curbside 2020

*Hauled by Commercial & Municipal vehicles

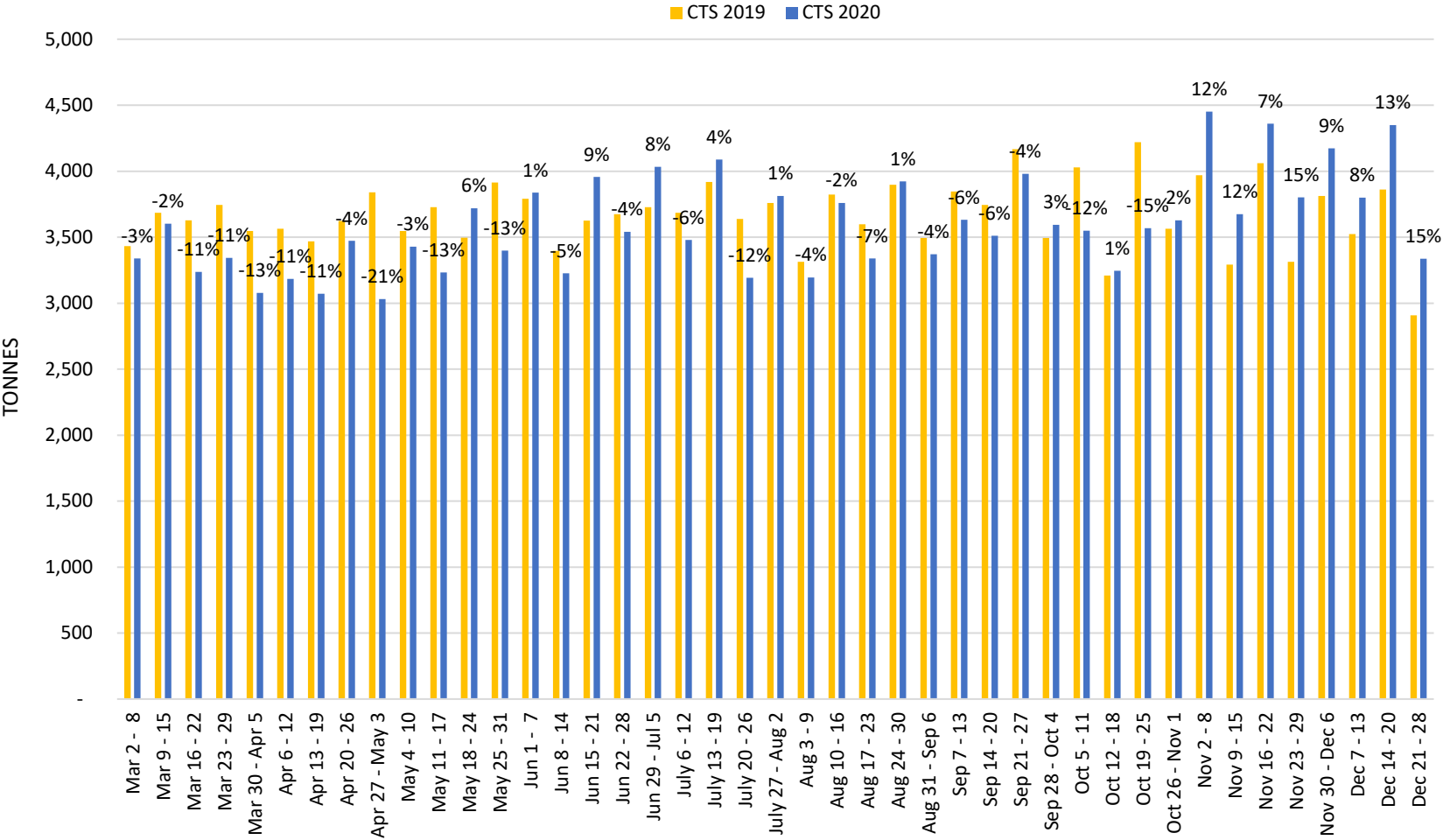


*Coquitlam, North Surrey, North Shore Recycling & Waste Centres & the Waste-to-Energy Facility

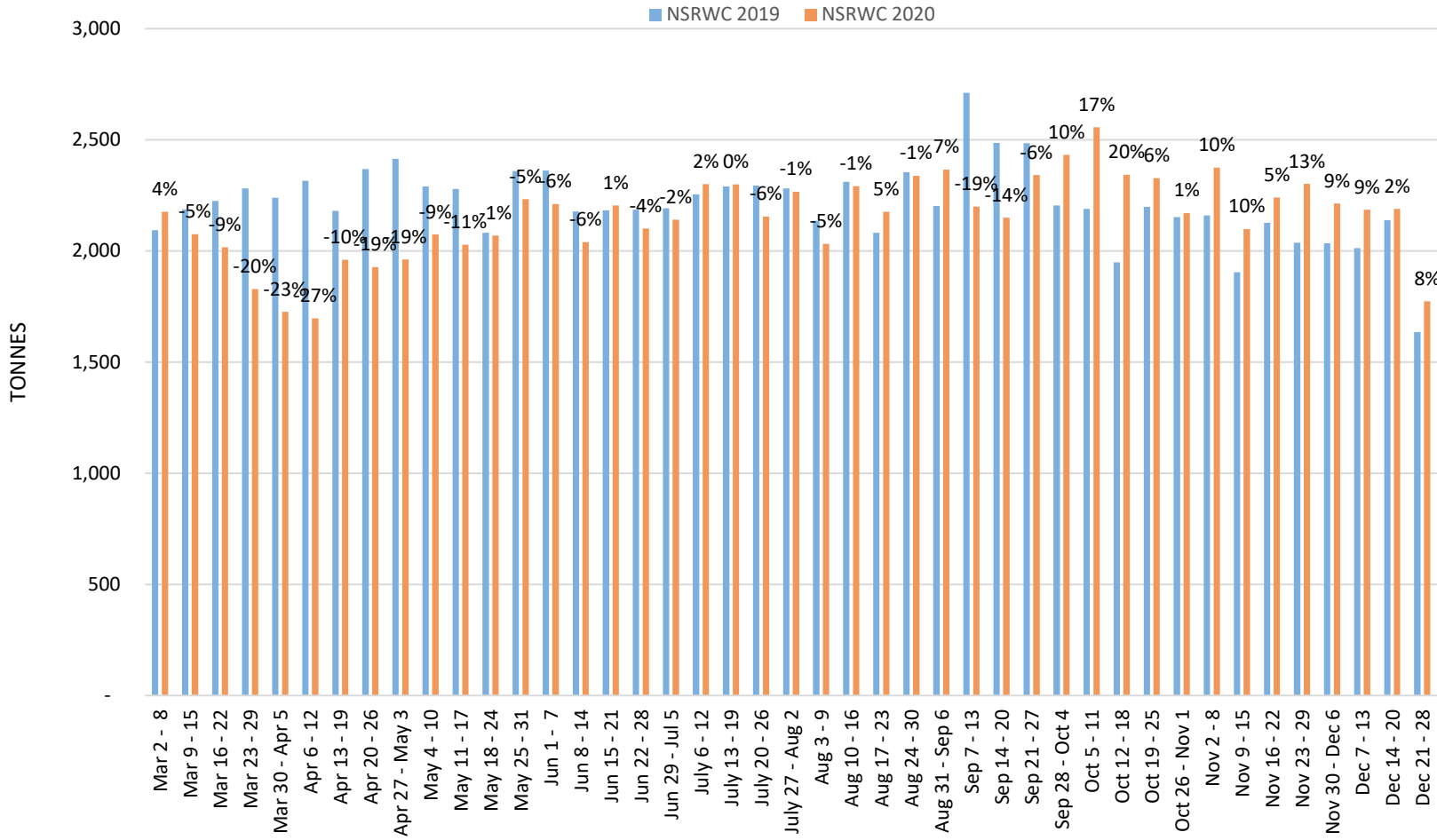
Waste-to-Energy Facility - Waste Quantities 2019 vs 2020



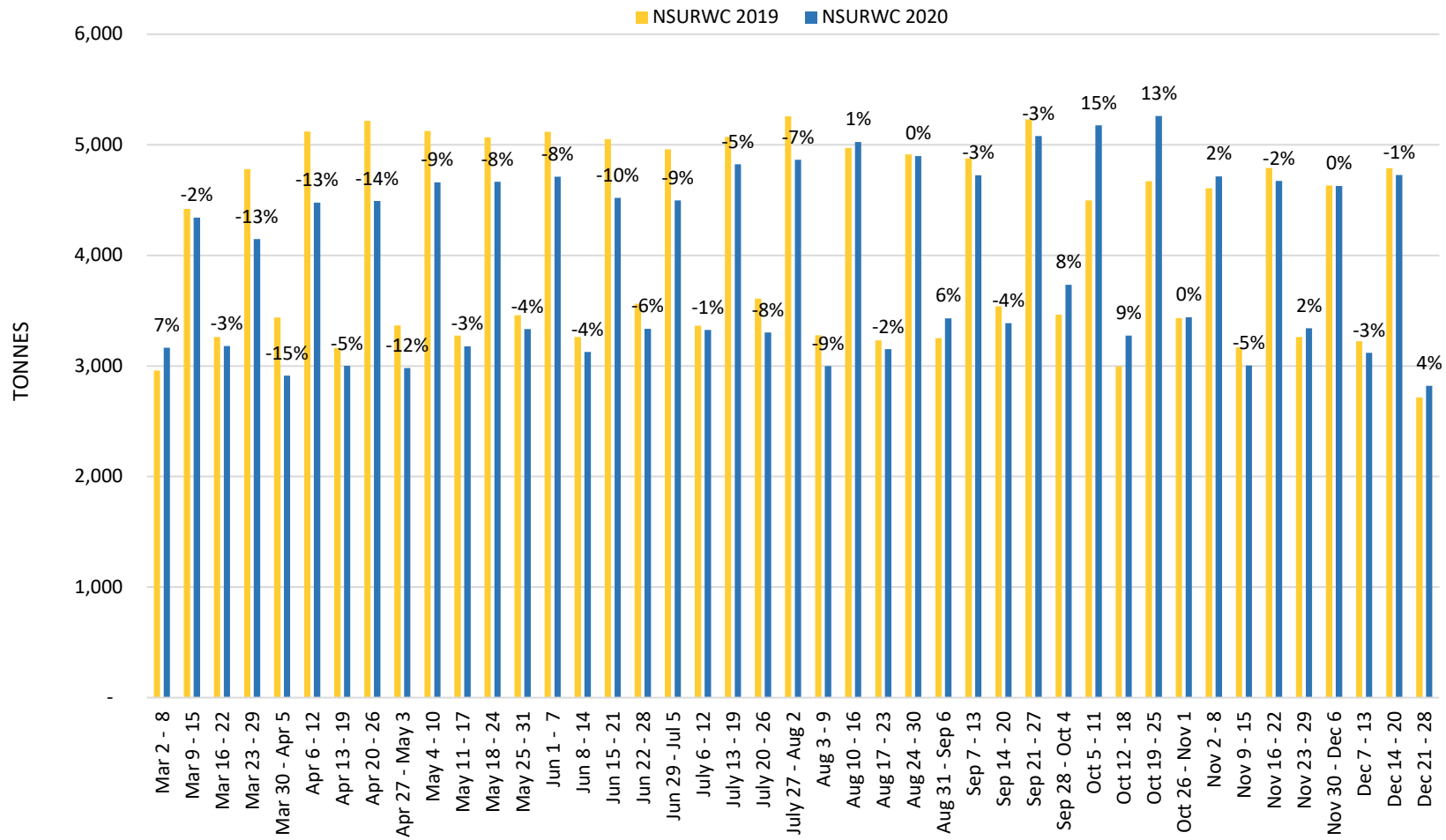
Coquitlam Recycling and Waste Centre - Waste Quantities 2019 vs 2020



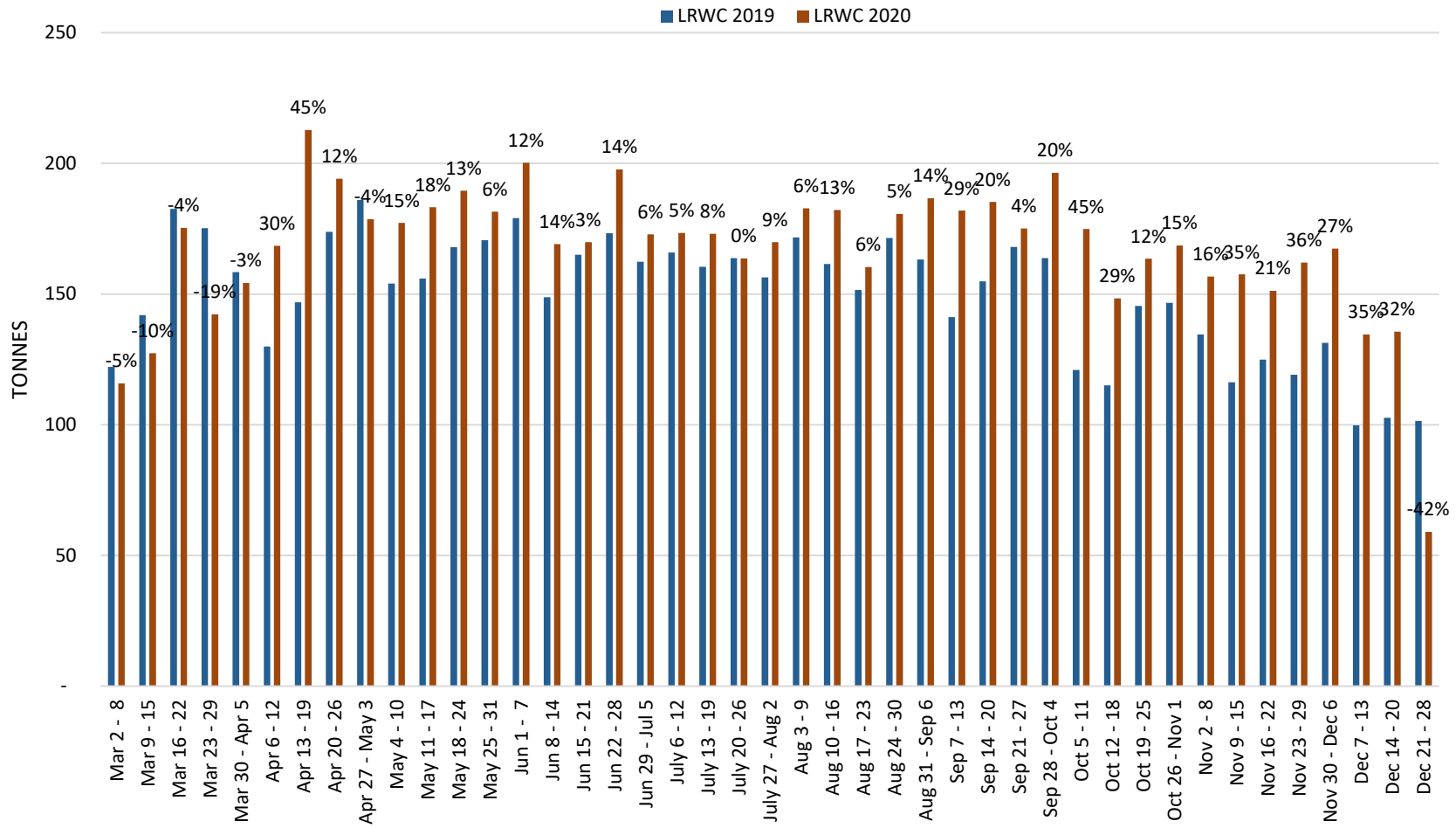
North Shore Recycling and Waste Centre - Waste Quantities 2019 vs 2020



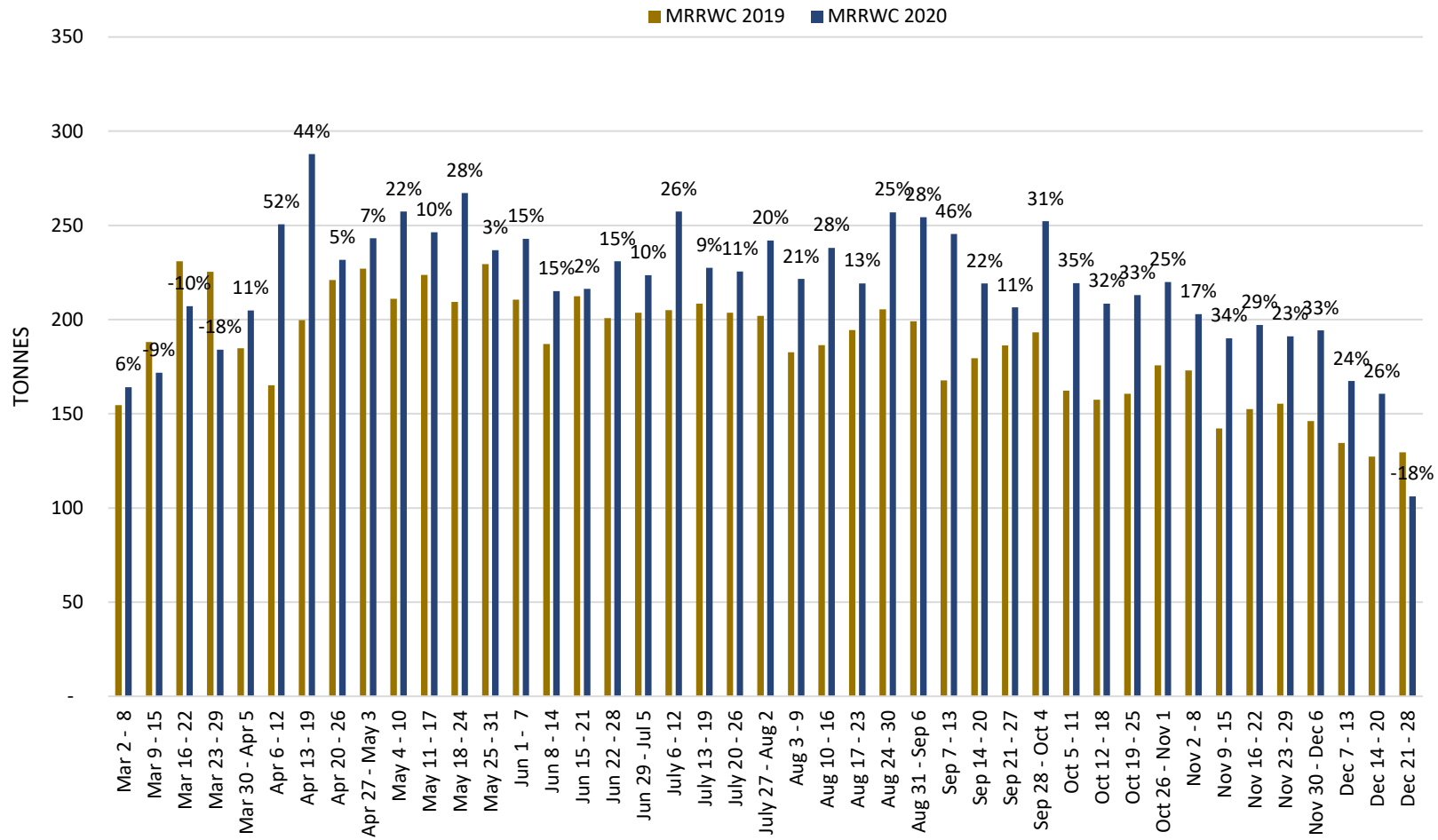
North Surrey Recycling and Waste Centre - Waste Quantities 2019 vs 2020



Langley Recycling and Waste Centre - Waste Quantities 2019 vs 2020



Maple Ridge Recycling and Waste Centre - Waste Quantities 2019 vs 2020



WMABC – Metro Vancouver – Vancouver

Friday, January 22, 2021

3:00 pm – 4:00 pm

ZOOM meeting – Online/Phone

Attendees

WMABC: Lori Bryan, Grant Hankins, David Millman, Josh JansenVandorn, Noel Massey

City of Vancouver: Albert Shames, Chris Underwood, Lynn Belanger

Metro Vancouver: Paul Henderson, Chris Allan, Sarah Evanetz, Stephanie Liu, Adriana Velazquez

AGENDA

1. Metro Vancouver Facility Operational Updates
 - a. Hours of operation at the North Shore and North Surrey Recycling and Waste Centres
 - a. Extending to 6pm close 1 month earlier and 1 month later than previously, at North Shore and Surrey (already exists at Coquitlam year round)
 - b. Waste-to-Energy Facility Turnaround Times (Attachment 1)
 - a. Some electrical rewiring – down cause of that; as we were reopening, puncture two tires and so tight for another hour couldn't get larger past it
 - b. Reinforce importance of text message notifications
 - c. Lori will include notifications in weekly update when we have the info provided. Typically Lori adds any email notifications to their weekly update. If we provide text msg sign up details she can also include it next week.
 - c. Disposal ban surcharge data (Attachment 2)
 - Grant asked: what other material would be with the "mixed recyclable materials" → Chris: typically materials that a processor might handle and is an off-stream. Residual material that contains mixed recyclables – cardboard, plastic are the two big ones.
 - o If cardboard is over 5%, then they get surcharged as cardboard. But if they have multiple materials that TOGETHER make up 5%, then they go in this mixed category.
 -
 - d. Municipal Illegal Dumping Data (Attachment 3)
 - Asked if we have data for Nov and Dec → we have partial, but not full submissions from municipalities
 - Out of the number of total illegal dumping, how many tickets were issued and how do they track it back to the people responsible?
 - o Chris underwood: it's extremely difficult. Unless there is something else dumped with the gypsum indicating location, or if there's a witness or video footage. Otherwise there is no recourse. Hard to prove, but we have seen some success over the last few years. Push hard on trying to make a case. Implied threat is successful, bring ppl into court and they plead guilty

- Paul: when we report to Zero Waste, we'll ensure we have info from munis on what their enforcement process is and how successful it is.
- Chris: for the gypsum graph, it seems like there is a drop at every Q1/Q2. Wondering why. Maybe more building activity happening in Spring/summer. Some seasonality to the data. Maybe something to do with large item pickup, pop up junk programs.
- Lori: asked other than gypsum what's being dumped? → Mattresses, bulky furniture, household garbage and construction waste are main items that municipalities find

e. Waste flows (Attachment 4)

- Preliminary numbers are in and we are down slightly from last year but not as bad as one may have thought back in March. Last part of year have been picking up ground
- Langley – down in December due to closures and ppl being home, etc.
 - Could be data error. Haven't reconciled for end of year → **will check it and confirm**
- Maple ridge also down a bit in December – could be data error or something with the holidays
- Larger facilities were up in December compared to previous December – opposite of the smaller facilities. Interesting
-

2. City of Vancouver Operational Updates

- No updates

3. Survey Results – Municipalities and Haulers (Assessment of Solid Waste System Study)

- In ZWC report. No action.

4. Payment Deferral Program – new application deadline January 31

- Only 2 companies applied for the payment program
- Maybe Lori can send a note out to members? → resend to Lori and they can send it out to members.
- Did we actually send it to WMABC or only account customers?
- Lori ask City of Vancouver about status of “permit fee request” – lane permit for containers – directed to Albert. Letter was sent a couple months ago in early Dec. Lori to re-send to Chris. Chris Underwood will follow up on this. Not sure of the status.

5. Facility Tours:

- North Surrey Recycling and Waste Centre (Lori and Dave) – delayed
- United Boulevard Recycling and Waste Centre

6. Engagement on hours of operation and tipping fee structure – mid-2021

- Will bring back info when we start mid-year

David Millman: Asking about the numbers for the municipal and Hauler survey – how many were haulers and how many were municipalities

25 of 40 respondents were haulers – the rest were municipalities

Lori: Noel confirmed the Surrey issues seem to have calmed down. We've been trying to move material faster. Wanted trucks to be cautious about safety when the garbage pile was coming out the door.

Next Meeting: To be confirmed – Suggestions: Thursday, February 18 afternoon, Friday, February 19 morning or afternoon → schedule the meeting

We were supposed to send the updated monthly disposal ban report template, with a column describing what the surcharge was for and noting the surcharge notice number (send in Excel), and also clarify the procedure on reloads when safe

Chris' update on Jan 21:

- We now have a draft example table for the monthly disposal ban report. But still have to blank it out so it doesn't show company names.
- Just show them next month. – make a note for that.

Attachments:

1. Waste-to-Energy Facility Turnaround Times
2. Disposal Ban Surcharge Data
3. Illegal Dumping Trends
4. Waste Flows

WMABC – Metro Vancouver – Vancouver

Friday, February 19, 2021

10:00 am – 11:00 am

ZOOM meeting – Online/Phone

Attendees

WMABC: Lori Bryan, Grant Hankins, David Millman, Josh JansenVandorn, Noel Massey

City of Vancouver: Albert Shames, Chris Underwood, Lynn Belanger

Metro Vancouver: Paul Henderson, Chris Allan, Sarah Evanetz, Stephanie Liu

AGENDA

1. Metro Vancouver Facility Operational Updates
 - a. Hours of operation changing March 1
 - b. Waste-to-Energy Facility Turnaround Times (Attachment 1)
 - c. Disposal ban surcharge data (Attachment 2)
 - d. Draft sample by-customer monthly disposal ban report (Attachment 3)
 - e. Waste flows (Attachment 4)
2. City of Vancouver Operational Updates
3. Solid waste management plan update – pre-engagement
4. Payment Deferral Program
5. Future discussion:
 - Facility Tours:
 - North Surrey Recycling and Waste Centre (Lori and Dave) – delayed
 - United Boulevard Recycling and Waste Centre
 - Engagement on hours of operation and tipping fee structure – mid-2021

Next Meeting: To be confirmed – Suggestions: Thursday, March 18 afternoon, Wednesday March 31 afternoon

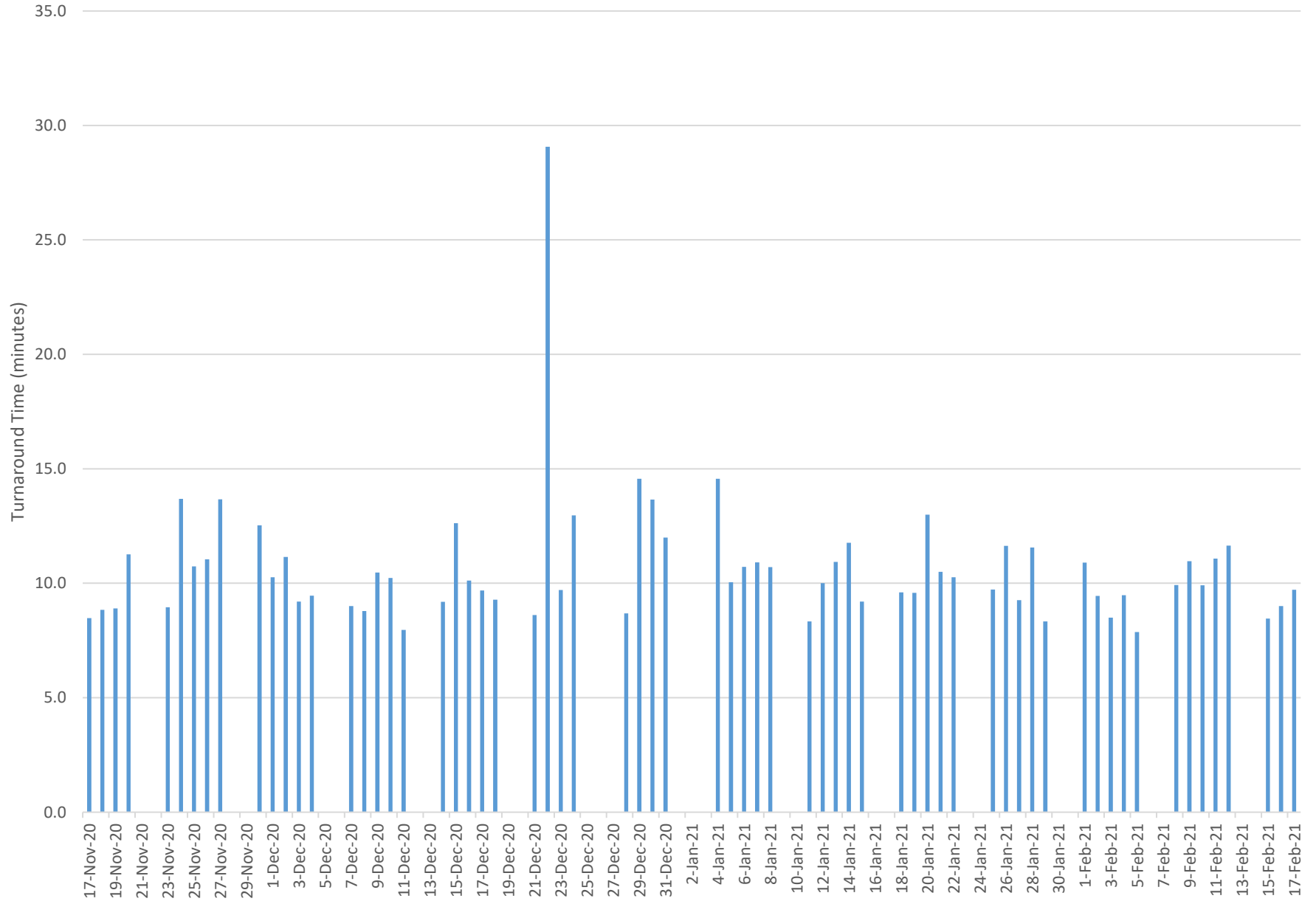
Attachments:

1. Waste-to-Energy Facility Turnaround Times
2. Disposal Ban Surcharge Data
3. Sample disposal ban report
4. Waste Flows

42877051



WTEF Turnaround Time (10 am - 3 pm)



Metro Vancouver Monthly Disposal Ban Program Data

	2020 Monthly Surcharges*			2021	Total (Commercial Loads in brackets)
	Oct (Commercial Loads in brackets)	Nov (Commercial Loads in brackets)	Dec (Commercial Loads in brackets)	Jan (Commercial Loads in brackets)	
Banned Materials					
Antifreeze & Containers	0 (0)	0 (0)	0 (0)	0 (0)	0 (0)
Automobile Waste	0 (0)	0 (0)	0 (0)	1 (1)	1 (1)
Battery(ies)	0 (0)	0 (0)	0 (0)	1 (0)	1 (0)
Beverage Containers >5%	0 (0)	0 (0)	1 (1)	1 (1)	2 (2)
Clean Wood >5%	15 (10)	6 (4)	4 (3)	3 (3)	28 (20)
Corrugated Cardboard > 5%	102 (93)	64 (63)	49 (44)	74 (69)	289 (269)
Cresosote Wood	0 (0)	0 (0)	0 (0)	0 (0)	0 (0)
Dusty Loads	5 (5)	6 (6)	1 (1)	2 (2)	14 (14)
Electronics	141 (129)	138 (117)	169 (136)	117 (106)	565 (488)
EPS (Polystyrene Packaging) >20%	13 (12)	7 (7)	4 (4)	7 (7)	31 (30)
Excrement	0 (0)	1 (0)	0 (0)	0 (0)	1 (0)
Food Waste >25%	22 (22)	11 (11)	33 (33)	24 (24)	90 (90)
Gasoline	0 (0)	0 (0)	0 (0)	0 (0)	0 (0)
Green Waste >5%	4 (2)	4 (3)	1 (0)	1 (0)	10 (5)
Gypsum	20 (15)	8 (7)	15 (10)	20 (17)	63 (49)
Hazardous Waste	0 (0)	2 (2)	2 (1)	2 (2)	6 (5)
Inert Filled	1 (0)	1 (0)	0 (0)	1 (0)	3 (0)
Large Containers >205L	3 (3)	1 (1)	0 (0)	2 (2)	6 (6)
Liquids or Sludge	1 (1)	2 (2)	0 (0)	1 (1)	4 (4)
Mattress(es)	35 (32)	27 (26)	28 (24)	42 (34)	132 (116)
Mixed Recyclable Materials >5%	30 (30)	29 (29)	12 (12)	24 (24)	95 (95)
Oil, Oil Filters, and Oil Containers	10 (9)	5 (4)	4 (4)	2 (1)	21 (18)
Other Recyclable Containers >5%	0 (0)	1 (1)	0 (0)	0 (0)	1 (1)
Oversized Object	67 (60)	41 (38)	6 (3)	34 (33)	148 (134)
Paint or Paint Containers	23 (17)	15 (14)	9 (8)	9 (8)	56 (47)
Pharmaceuticals	0 (0)	0 (0)	0 (0)	0 (0)	0 (0)
Propane Tanks	5 (4)	3 (3)	2 (0)	2 (2)	12 (9)
Recyclable Paper >5%	1 (1)	0 (0)	0 (0)	0 (0)	1 (1)
Tires	13 (13)	8 (7)	14 (13)	13 (13)	48 (46)
Wire, Hosing, Rope, or Cable >1m	2 (2)	1 (1)	2 (0)	1 (1)	6 (4)
Worksafe Hazard Material	0 (0)	0 (0)	0 (0)	0 (0)	0 (0)
Monthly Total	513 (460)	381 (346)	356 (297)	384 (351)	1634 (1454)

* Data has not been reconciled.

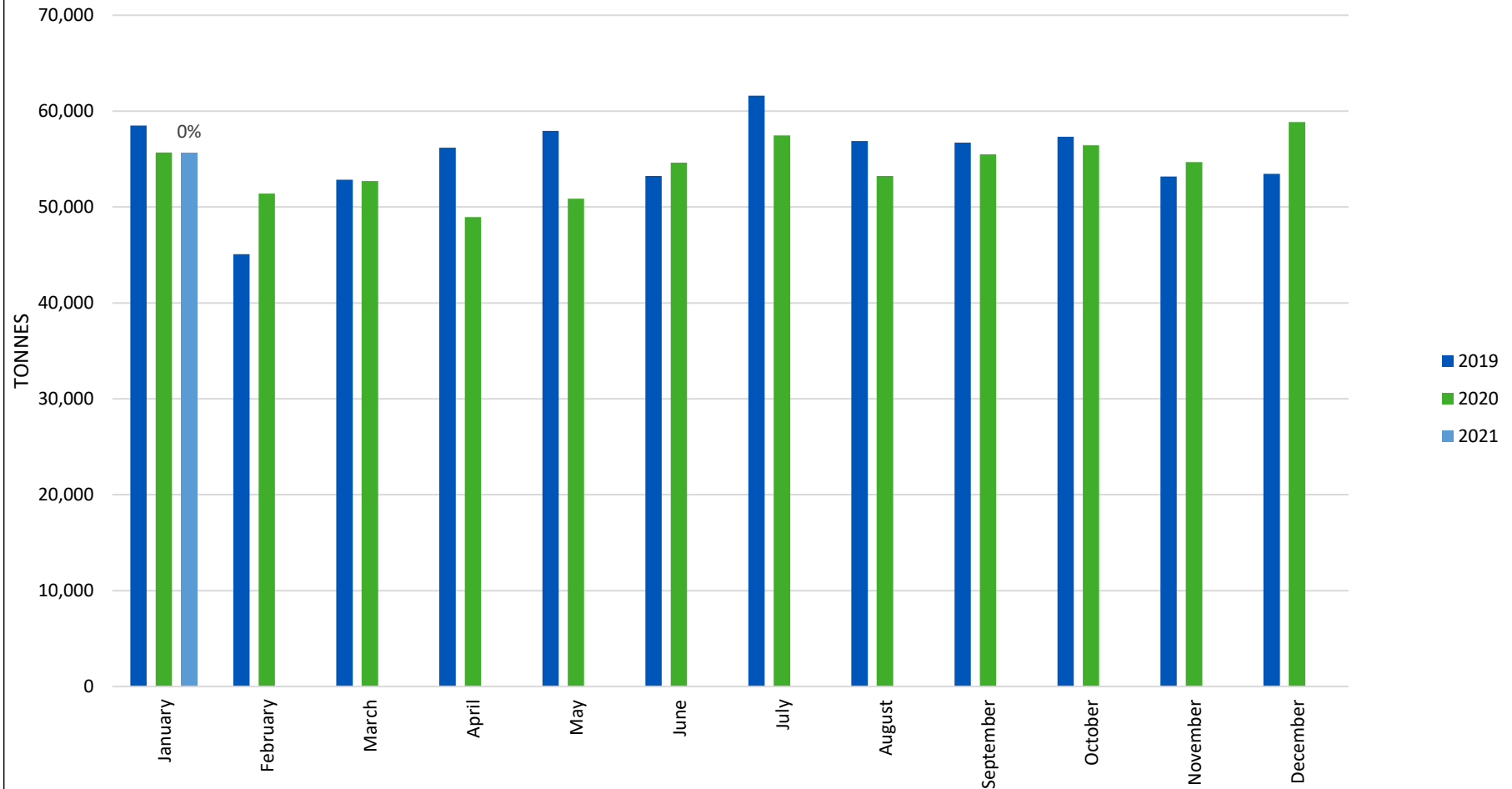
113C – Hauler eSurcharge Export



Surcharge #	Date	Site Code	Ticket No.	Net Weight	Hauler	Truck ID	Truck Type	License Plate	Bill To	Product Name	Mattress Fee	\$65 Banned	100% Banned	50% Banned	Service Fee	Other	Fee Cost	Net Cost	Total Cost	Material Type Surcharged
SC-CTS-103088	01-Dec-20	CRRP	2211078	10,735	Hauler Name	Truck ID #	Front End Loader	PLATE#	Company Name	Garbage	\$0.00	\$65.00	\$0.00	\$0.00	\$5.00	\$0.00	\$70.00	\$1,062.77	\$1,132.77	Tires
SC-CTS-103087	01-Dec-20	CRRP	2211081	1,030	Hauler Name	Truck ID #	Roll Off	PLATE#	Company Name	Garbage	\$0.00	\$65.00	\$0.00	\$0.00	\$5.00	\$0.00	\$70.00	\$128.75	\$198.75	Electronics & Electrical Product(s)
SC-CTS-103089	01-Dec-20	CRRP	2211108	11,075	Hauler Name	Truck ID #	Front End Loader	PLATE#	Company Name	Garbage	\$0.00	\$65.00	\$0.00	\$0.00	\$5.00	\$0.00	\$70.00	\$1,096.43	\$1,166.43	Electronics & Electrical Product(s)
SC-CTS-103090	01-Dec-20	CRRP	2211139	6,565	Hauler Name	Truck ID #	Front End Loader	PLATE#	Company Name	Garbage	\$0.00	\$65.00	\$0.00	\$0.00	\$5.00	\$0.00	\$70.00	\$820.63	\$890.63	Electronics & Electrical Product(s)
SC-CTS-103092	01-Dec-20	CRRP	2211202	11,440	Hauler Name	Truck ID #	Front End Loader	PLATE#	Company Name	Garbage	\$0.00	\$65.00	\$0.00	\$0.00	\$5.00	\$0.00	\$70.00	\$1,132.56	\$1,202.56	Electronics & Electrical Product(s)
SC-CTS-103091	01-Dec-20	CRRP	2211203	10,710	Hauler Name	Truck ID #	Front End Loader	PLATE#	Company Name	Garbage	\$0.00	\$65.00	\$0.00	\$0.00	\$5.00	\$0.00	\$70.00	\$1,060.29	\$1,130.29	Electronics & Electrical Product(s)
SC-CTS-103093	01-Dec-20	CRRP	2211219	10,590	Hauler Name	Truck ID #	Front End Loader	PLATE#	Company Name	Garbage	\$0.00	\$65.00	\$0.00	\$0.00	\$5.00	\$0.00	\$70.00	\$1,048.41	\$1,118.41	Paint & Container(s)
SC-CTS-103095	01-Dec-20	CRRP	2211310	8,075	Hauler Name	Truck ID #	Front End Loader	PLATE#	Company Name	Garbage	\$0.00	\$65.00	\$0.00	\$0.00	\$5.00	\$0.00	\$70.00	\$891.00	\$961.00	Electronics & Electrical Product(s)
SC-CTS-103096	01-Dec-20	CRRP	2211327	2,980	Hauler Name	Truck ID #	Roll Off	PLATE#	Company Name	Garbage	\$0.00	\$65.00	\$0.00	\$0.00	\$5.00	\$0.00	\$70.00	\$372.50	\$442.50	Oil, Filters & Container(s)
SC-CTS-103098	01-Dec-20	CRRP	2211379	5,700	Hauler Name	Truck ID #	Front End Loader	PLATE#	Company Name	Garbage	\$0.00	\$65.00	\$0.00	\$0.00	\$5.00	\$0.00	\$70.00	\$712.50	\$782.50	Paint & Container(s)
SC-CTS-103100	01-Dec-20	CRRP	2211507	10,270	Hauler Name	Truck ID #	Front End Loader	PLATE#	Company Name	Garbage	\$0.00	\$65.00	\$0.00	\$0.00	\$5.00	\$0.00	\$70.00	\$1,016.73	\$1,086.73	Electronics & Electrical Product(s)
SC-CTS-103101	03-Dec-20	CRRP	2212274	10,700	Hauler Name	Truck ID #	Front End Loader	PLATE#	Company Name	Garbage	\$0.00	\$65.00	\$0.00	\$0.00	\$5.00	\$0.00	\$70.00	\$1,059.30	\$1,129.30	Electronics & Electrical Product(s)
SC-CTS-103102	03-Dec-20	CRRP	2212512	3,300	Hauler Name	Truck ID #	Roll Off	PLATE#	Company Name	Garbage	\$0.00	\$65.00	\$0.00	\$0.00	\$5.00	\$0.00	\$70.00	\$412.50	\$482.50	Electronics & Electrical Product(s)
SC-CTS-103103	03-Dec-20	CRRP	2212528	10,060	Hauler Name	Truck ID #	Front End Loader	PLATE#	Company Name	Garbage	\$0.00	\$65.00	\$0.00	\$0.00	\$5.00	\$0.00	\$70.00	\$995.94	\$1,065.94	Gypsum
SC-CTS-103104	03-Dec-20	CRRP	2212647	4,640	Hauler Name	Truck ID #	Front End Loader	PLATE#	Company Name	Garbage	\$15.00	\$65.00	\$0.00	\$0.00	\$5.00	\$0.00	\$85.00	\$580.00	\$665.00	Mattress(es)
SC-CTS-103106	04-Dec-20	CRRP	2212824	4,610	Hauler Name	Truck ID #	Rear End Loader	PLATE#	Company Name	Municipal Garbage	\$0.00	\$65.00	\$0.00	\$0.00	\$5.00	\$0.00	\$70.00	\$520.93	\$590.93	Electronics & Electrical Product(s)
SC-CTS-103107	04-Dec-20	CRRP	2213001	8,610	Hauler Name	Truck ID #	Roll Off	PLATE#	Company Name	Peak Garbage	\$15.00	\$65.00	\$0.00	\$0.00	\$5.00	\$0.00	\$85.00	\$891.00	\$976.00	Mattress(es)
SC-CTS-103108	07-Dec-20	CRRP	2214756	3,785	Hauler Name	Truck ID #	Front End Loader	PLATE#	Company Name	Garbage	\$15.00	\$65.00	\$0.00	\$0.00	\$5.00	\$0.00	\$85.00	\$473.13	\$558.13	Mattress(es)
SC-CTS-103109	07-Dec-20	CRRP	2214765	10,965	Hauler Name	Truck ID #	Front End Loader	PLATE#	Company Name	Garbage	\$0.00	\$65.00	\$0.00	\$0.00	\$5.00	\$0.00	\$70.00	\$1,085.54	\$1,155.54	Electronics & Electrical Product(s)
SC-CTS-103110	07-Dec-20	CRRP	2214878	5,205	Hauler Name	Truck ID #	Front End Loader	PLATE#	Company Name	Garbage	\$0.00	\$65.00	\$0.00	\$0.00	\$5.00	\$0.00	\$70.00	\$650.63	\$720.63	Tires
SC-CTS-103111	08-Dec-20	CRRP	2215025	2,710	Hauler Name	Truck ID #	Roll Off	PLATE#	Company Name	Garbage	\$0.00	\$65.00	\$0.00	\$0.00	\$5.00	\$0.00	\$70.00	\$338.75	\$408.75	Electronics & Electrical Product(s)
SC-CTS-103112	08-Dec-20	CRRP	2215026	10,515	Hauler Name	Truck ID #	Front End Loader	PLATE#	Company Name	Garbage	\$0.00	\$65.00	\$0.00	\$0.00	\$5.00	\$0.00	\$70.00	\$1,040.99	\$1,110.99	Electronics & Electrical Product(s)
SC-CTS-103113	08-Dec-20	CRRP	2215030	3,735	Hauler Name	Truck ID #	Side Loader	PLATE#	Company Name	Municipal Garbage	\$0.00	\$65.00	\$0.00	\$0.00	\$5.00	\$0.00	\$70.00	\$422.06	\$492.06	Electronics & Electrical Product(s)

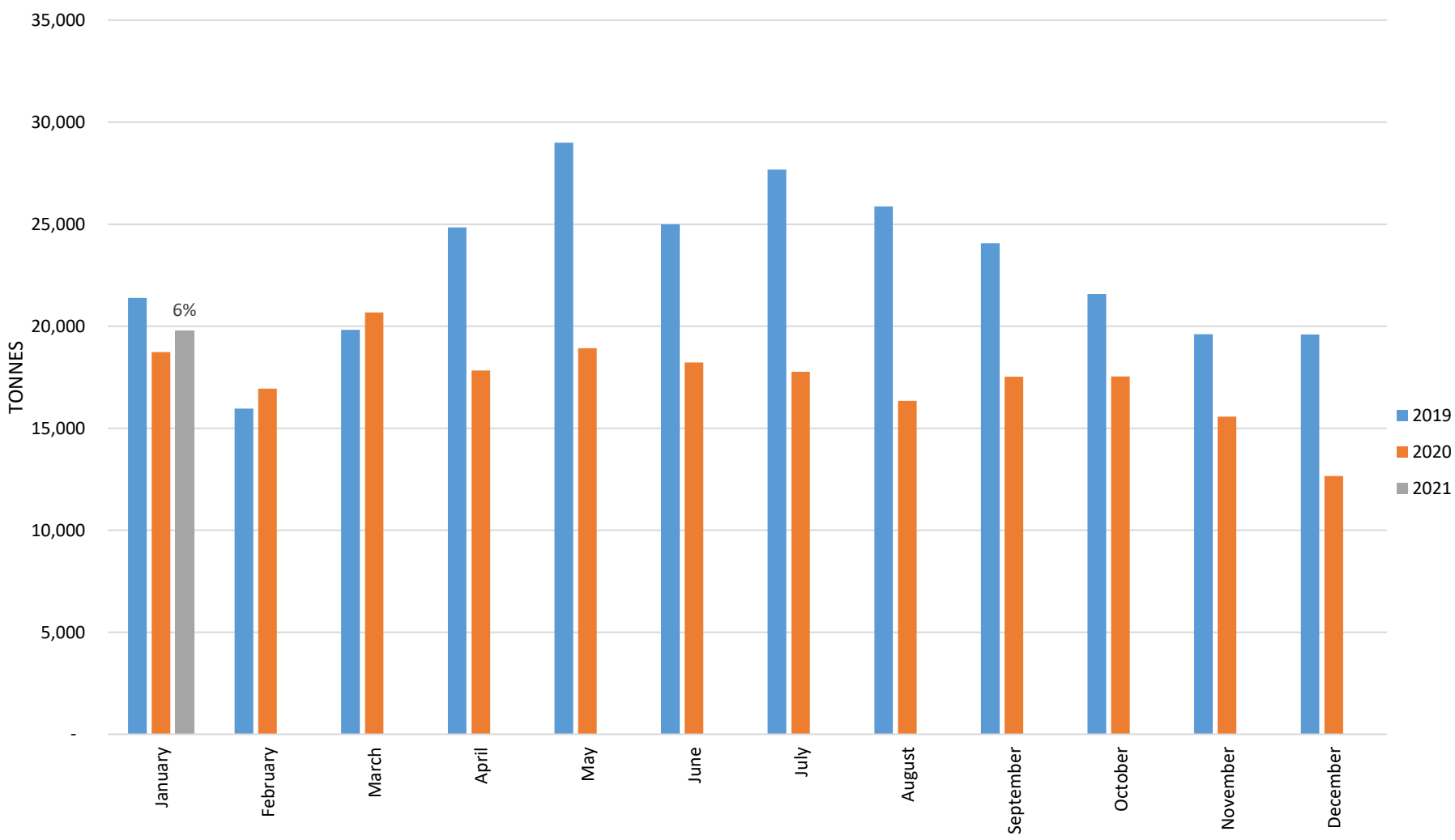
Metro Vancouver Waste Quantities*

Monthly Inbound Garbage Tonnage



*Metro Vancouver's Five Recycling and Waste Centres & the Waste-to-Energy Facility

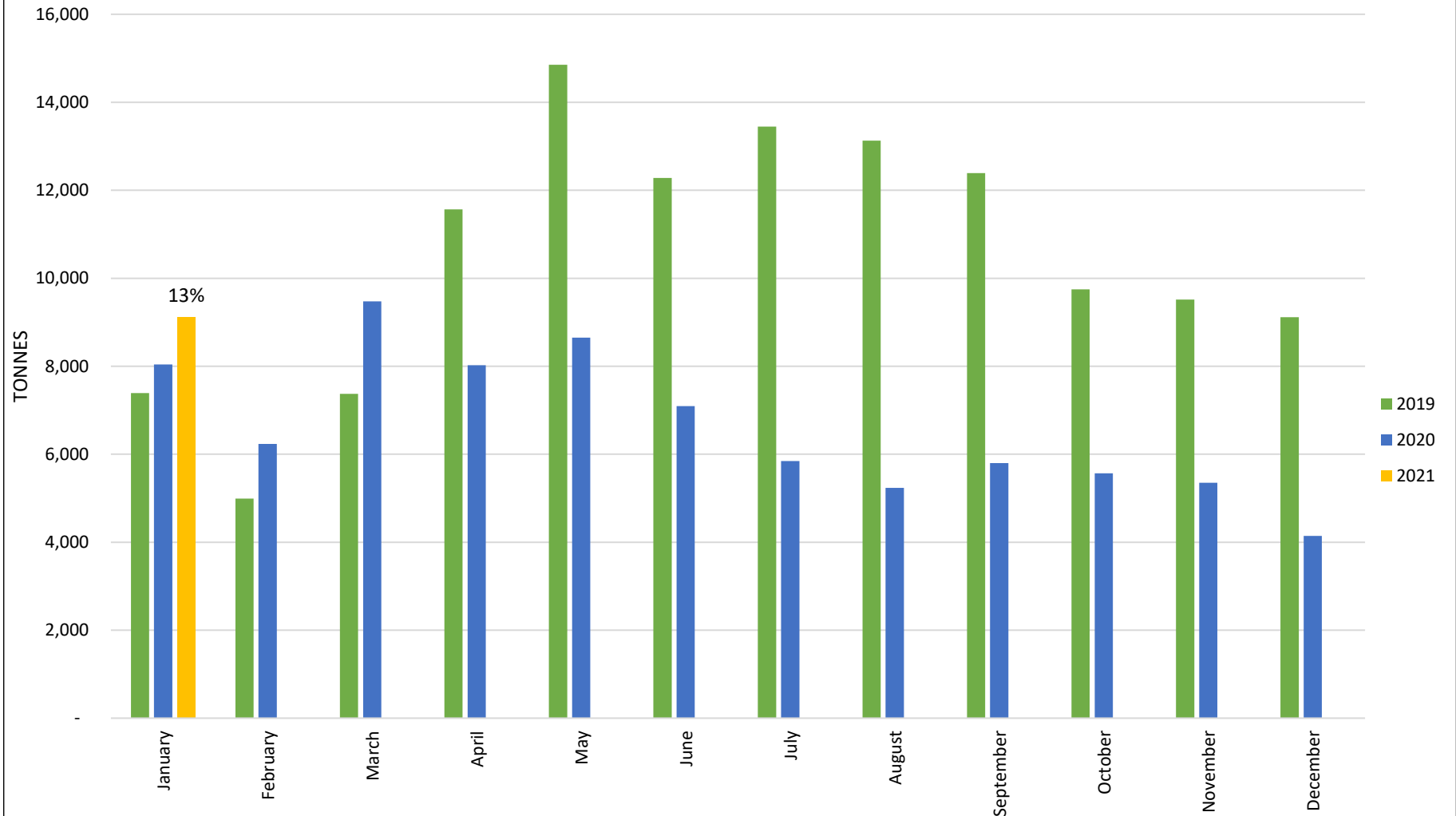
City of Vancouver Waste Quantities* Monthly Inbound Garbage Tonnage



*Vancouver Landfill & Vancouver South Transfer Station

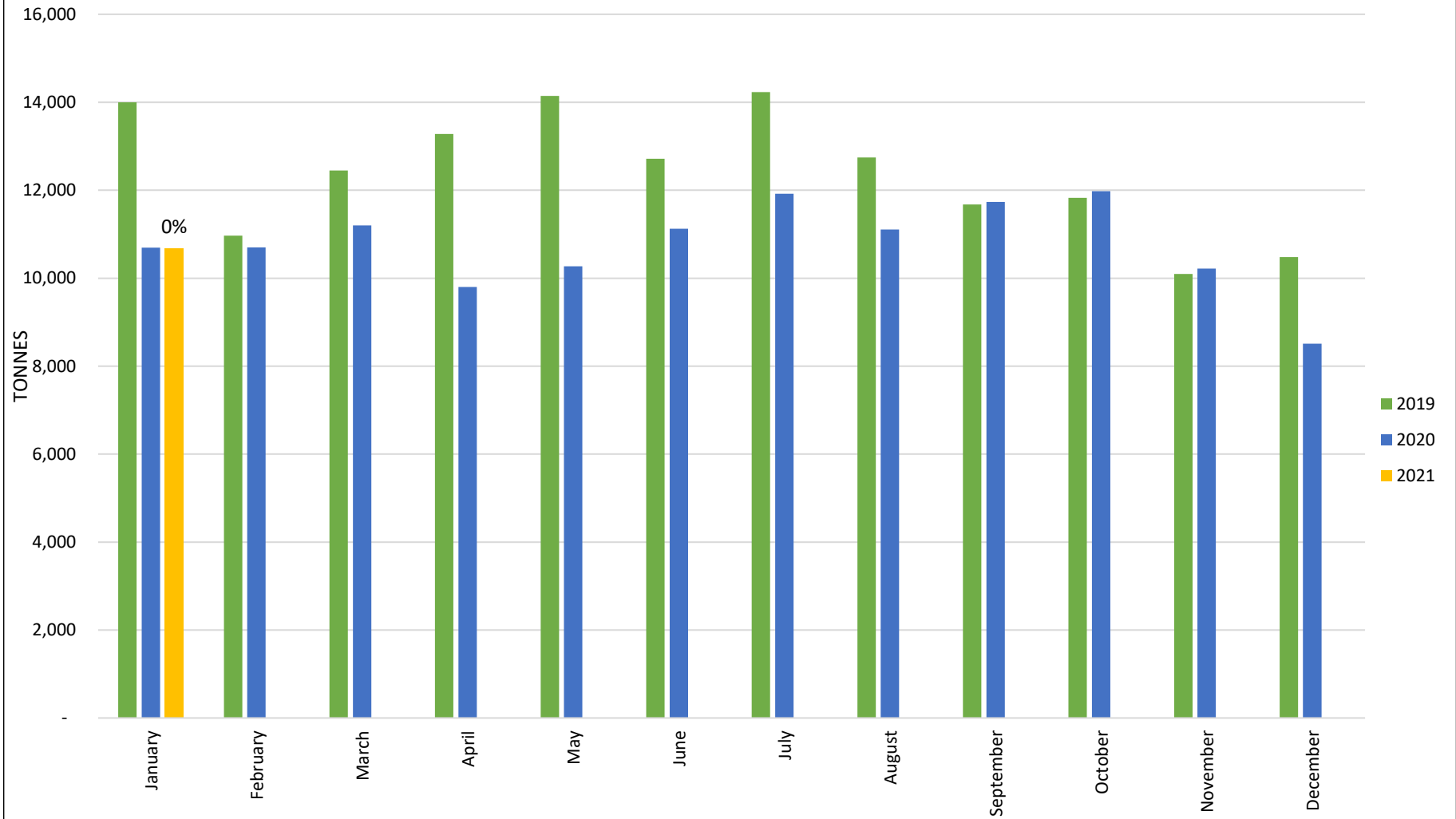
Vancouver Landfill Waste Quantities

Monthly Inbound Garbage Tonnage

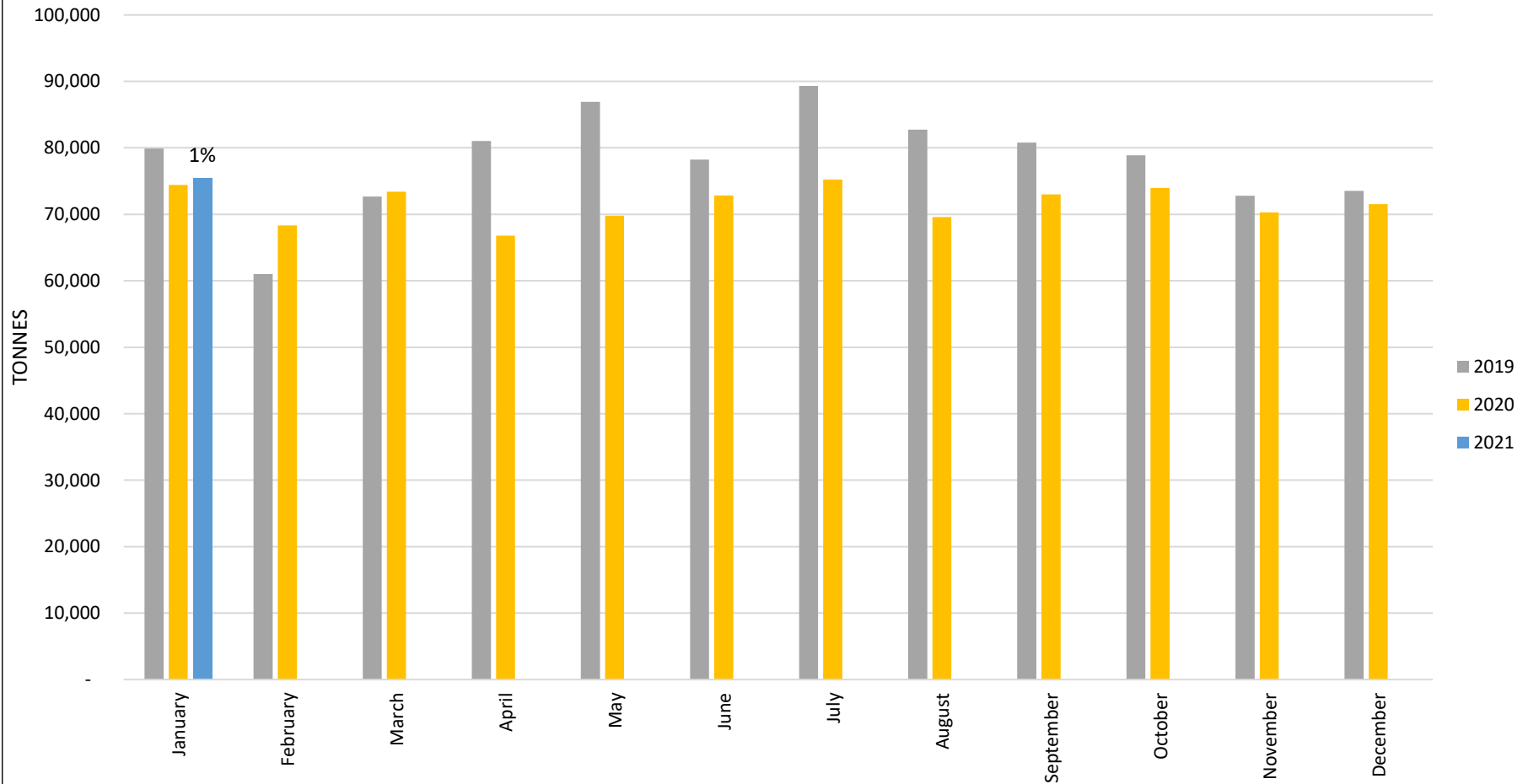


Vancouver South Transfer Station Waste Quantities

Monthly Inbound Garbage Tonnage

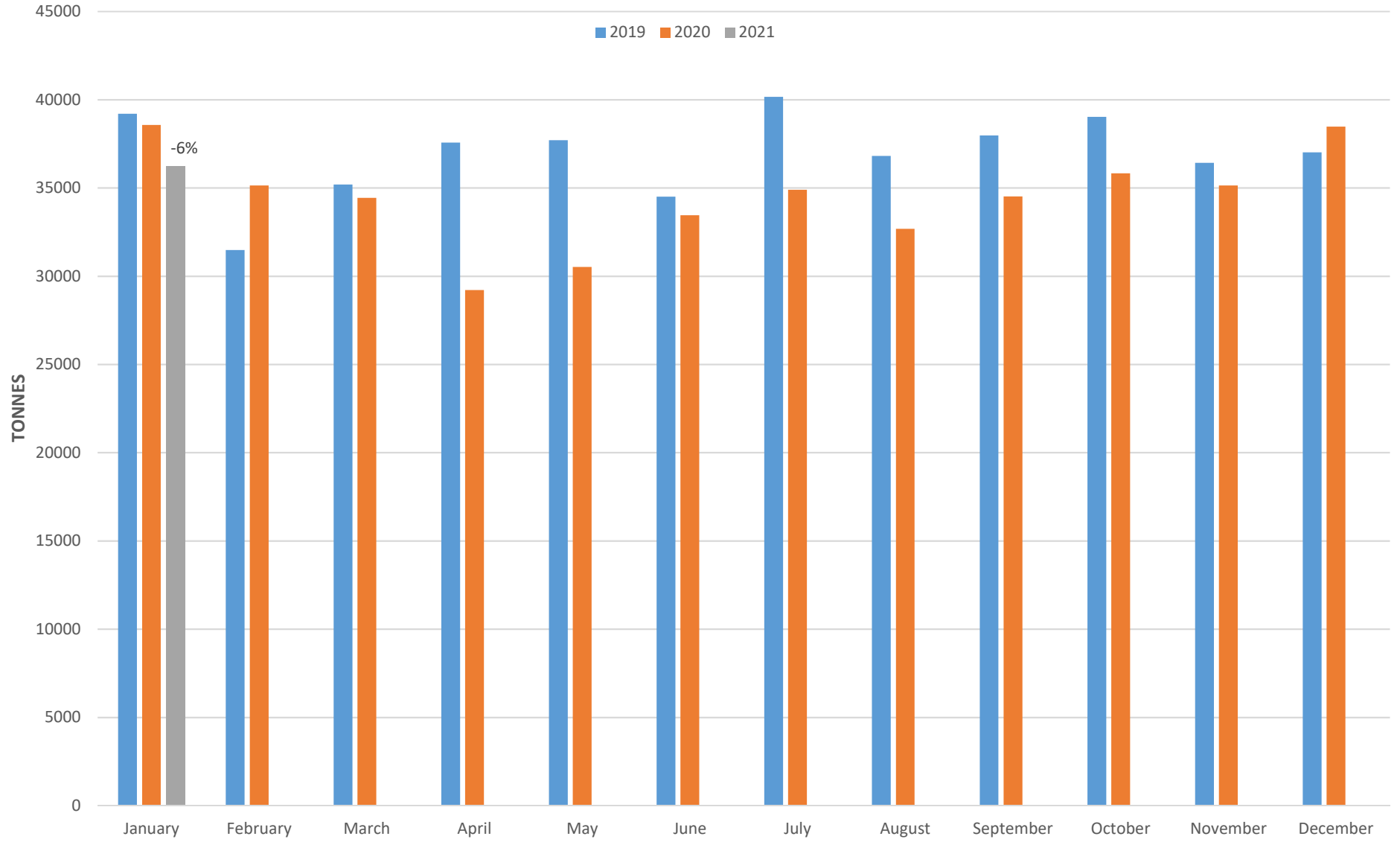


Metro Vancouver and City of Vancouver Waste Quantities Monthly Inbound Garbage Tonnage



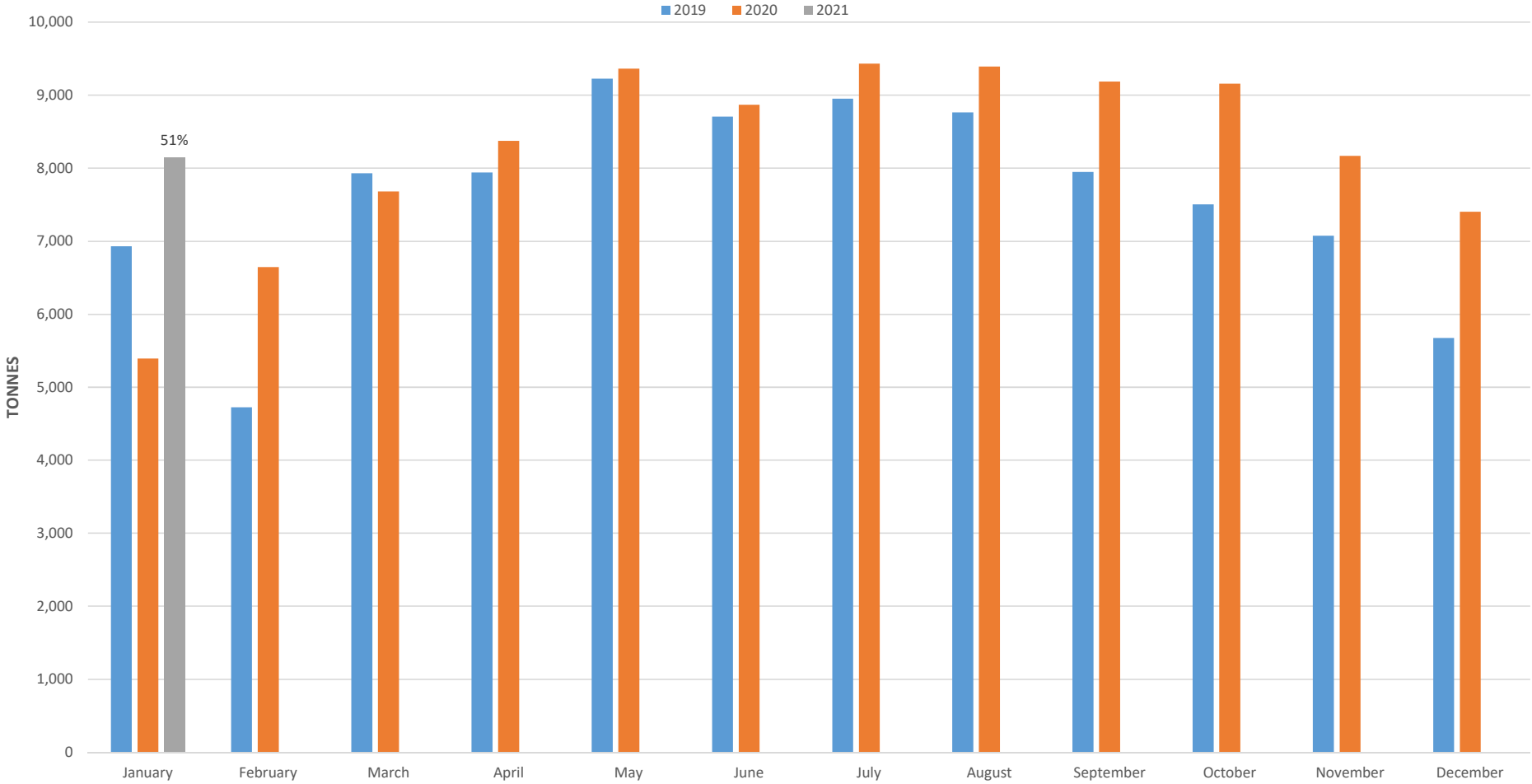
* Metro Vancouver Nov data not reconciled to date

2019 - 2021 Monthly Commercial (Account Customer) Tonnage*



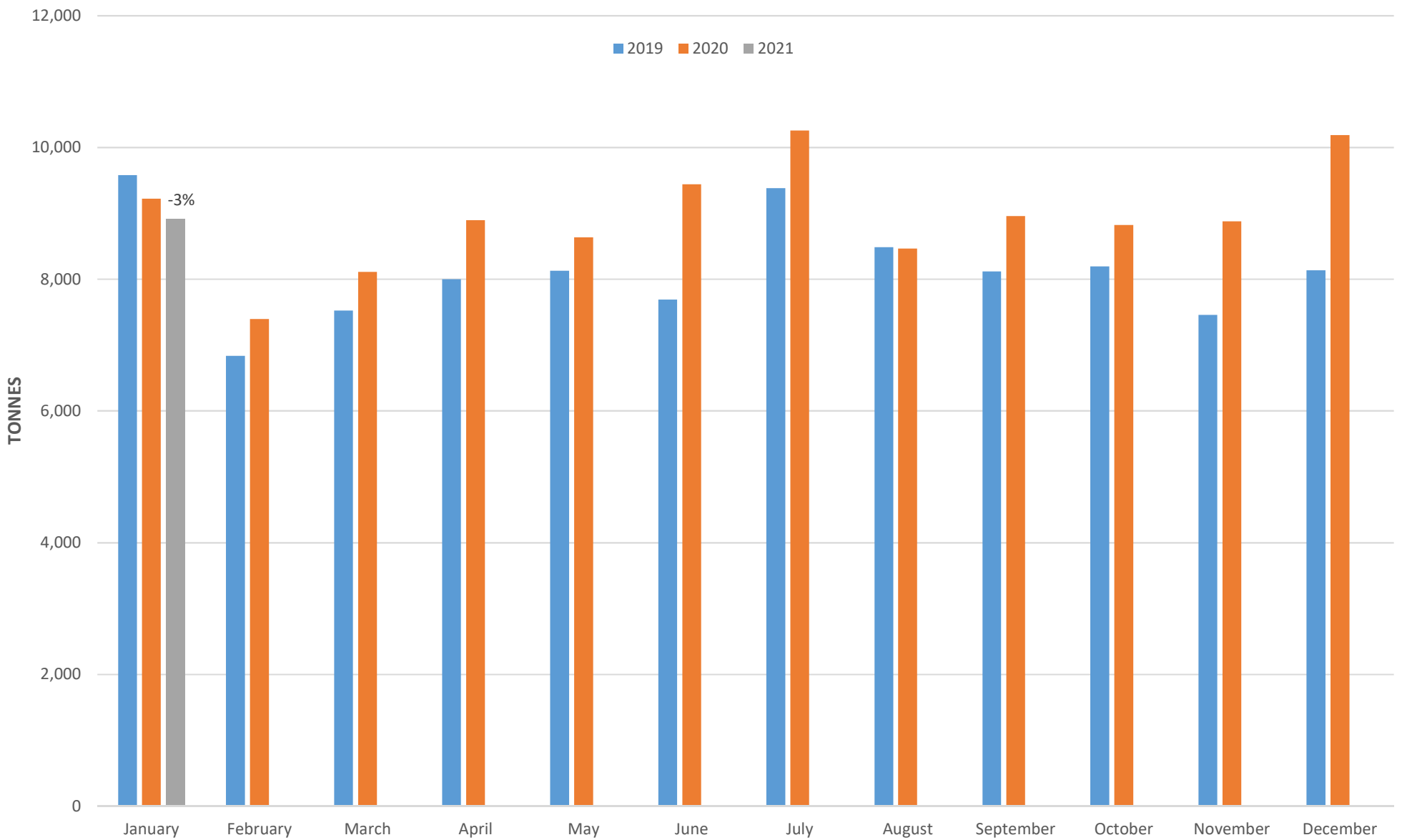
*Coquitlam, North Surrey, North Shore Recycling & Waste Centres & the Waste-to-Energy Facility

2019 - 2021 Monthly Non-Account Customer Tonnage*



*All Metro Vancouver Recycling & Waste Centres (excludes Waste-to-Energy Facility)

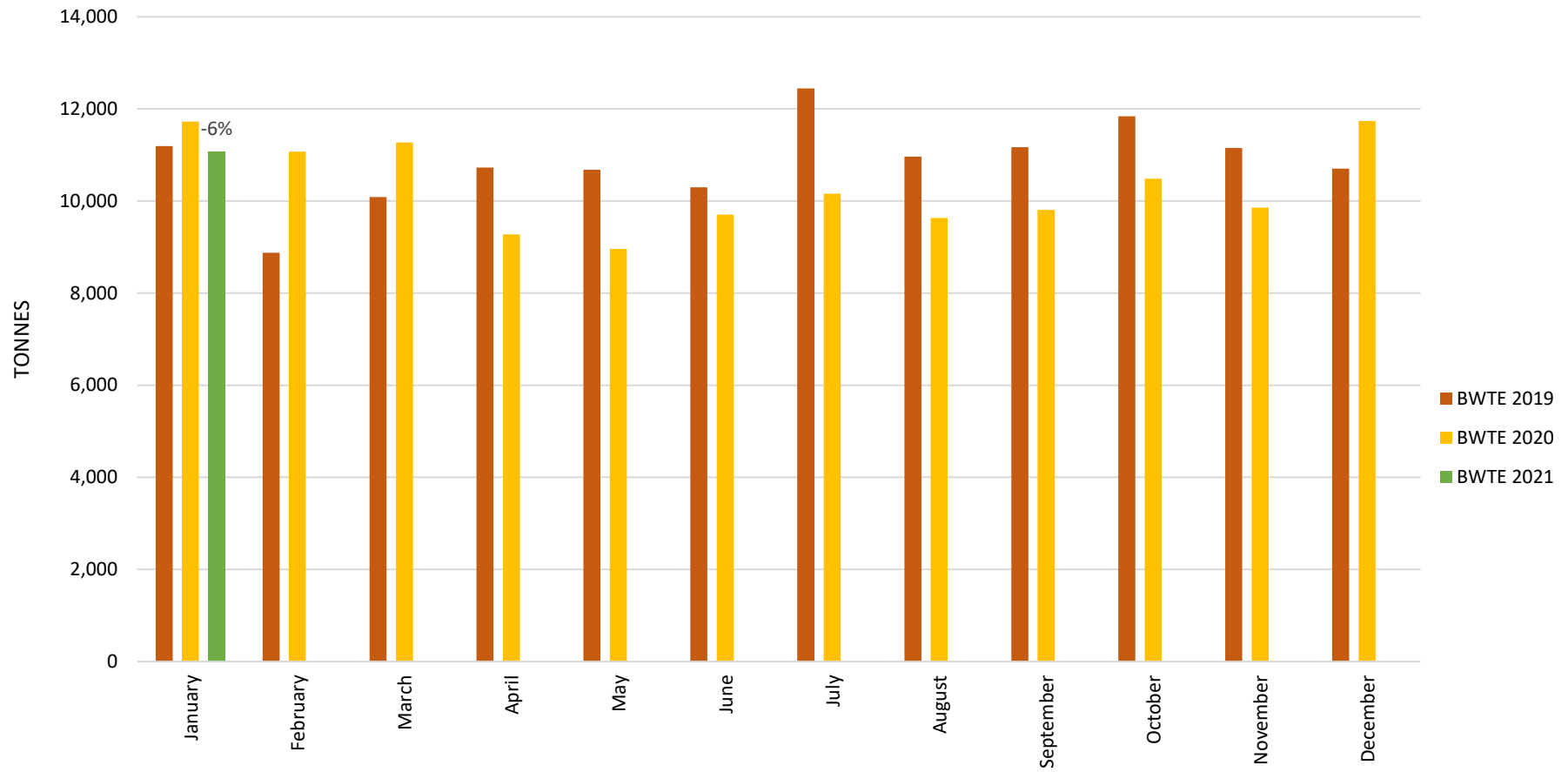
2019 - 2021 Monthly Single Family Curbside Tonnage*



*Coquitlam, North Surrey, North Shore Recycling & Waste Centres & the Waste-to-Energy Facility

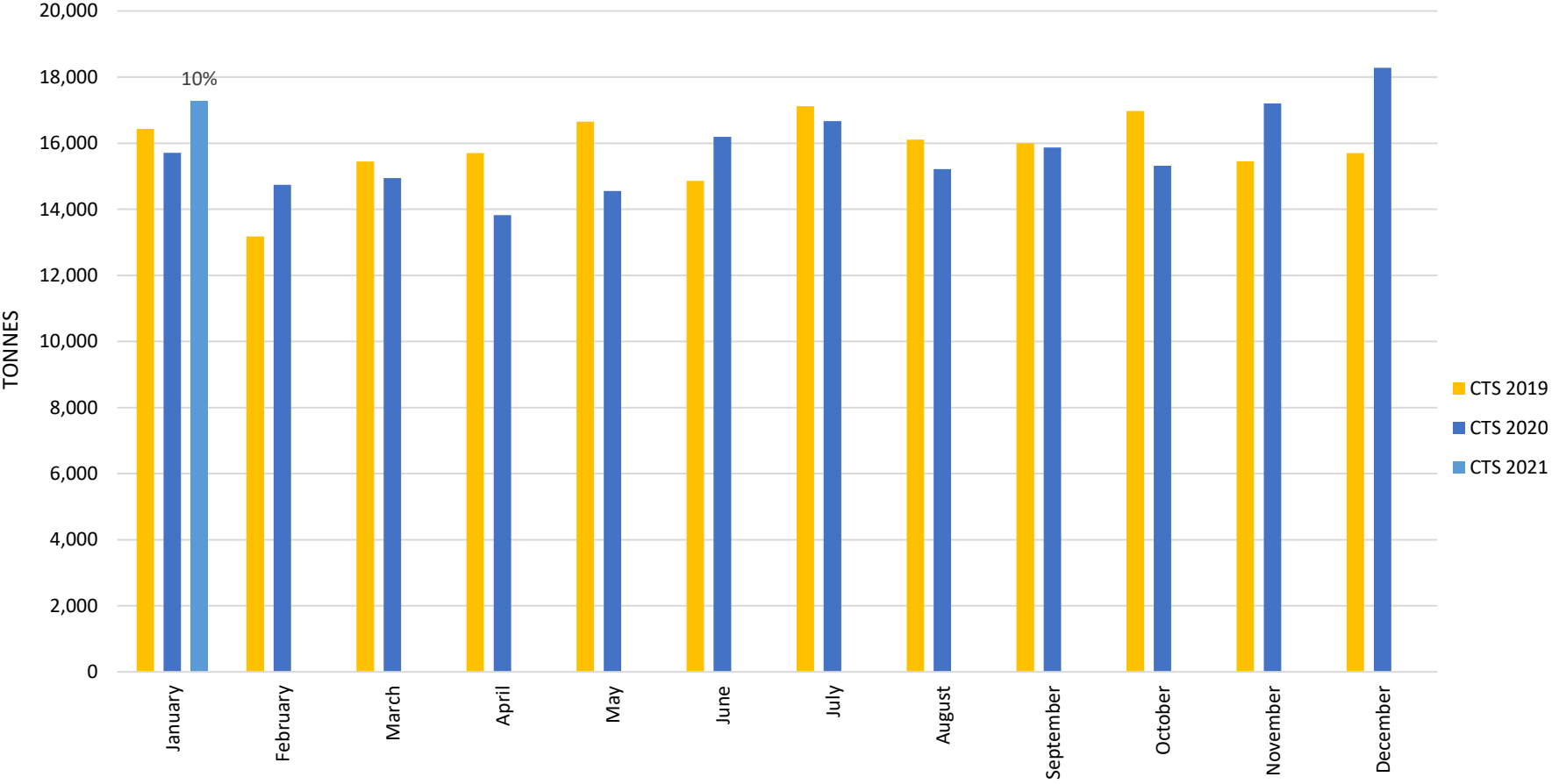
Waste-to-Energy Facility - Waste Quantities

Monthly Inbound Garbage Tonnage



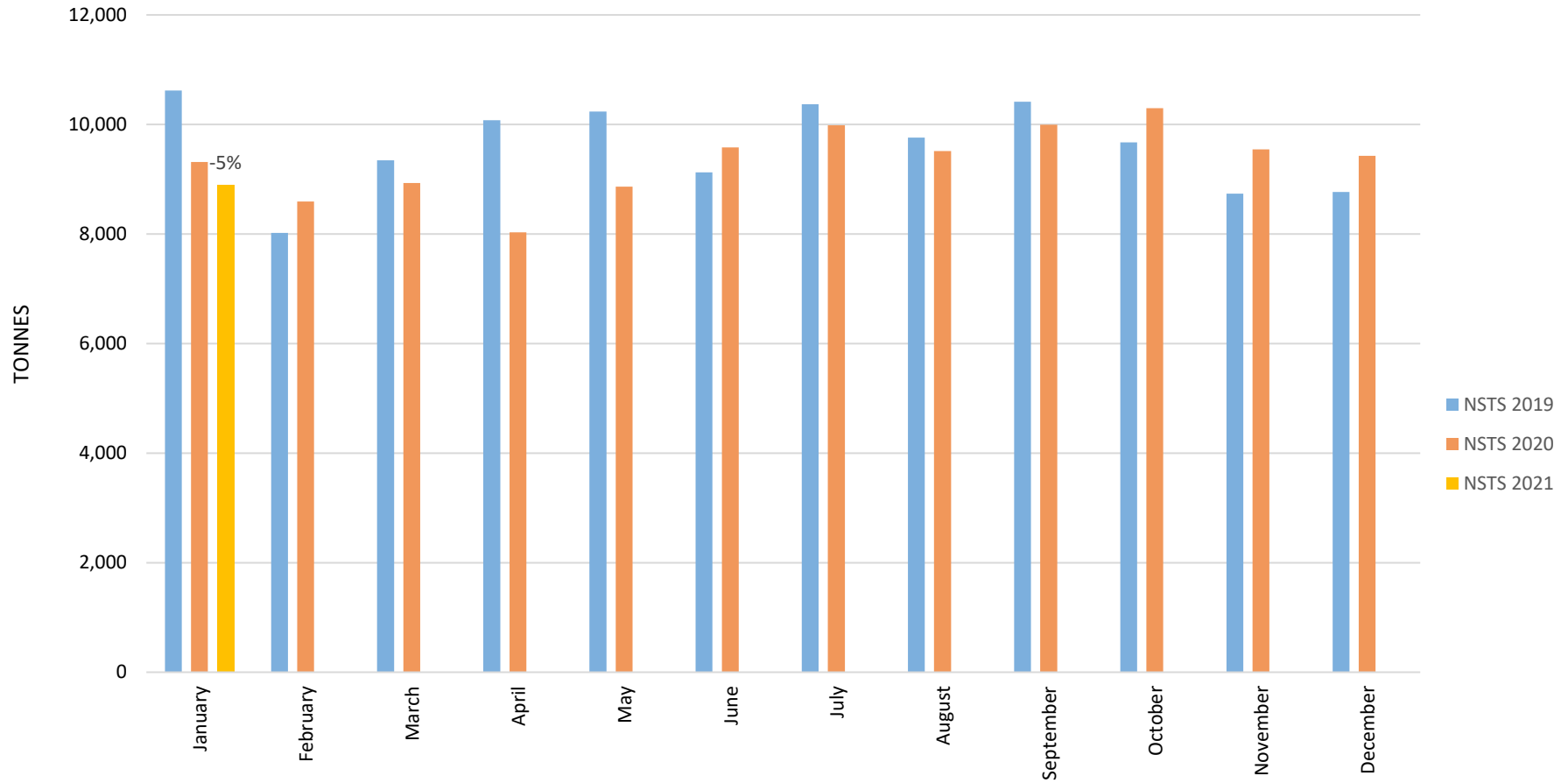
Coquitlam Recycling and Waste Centre - Waste Quantities

Monthly Inbound Garbage Tonnage



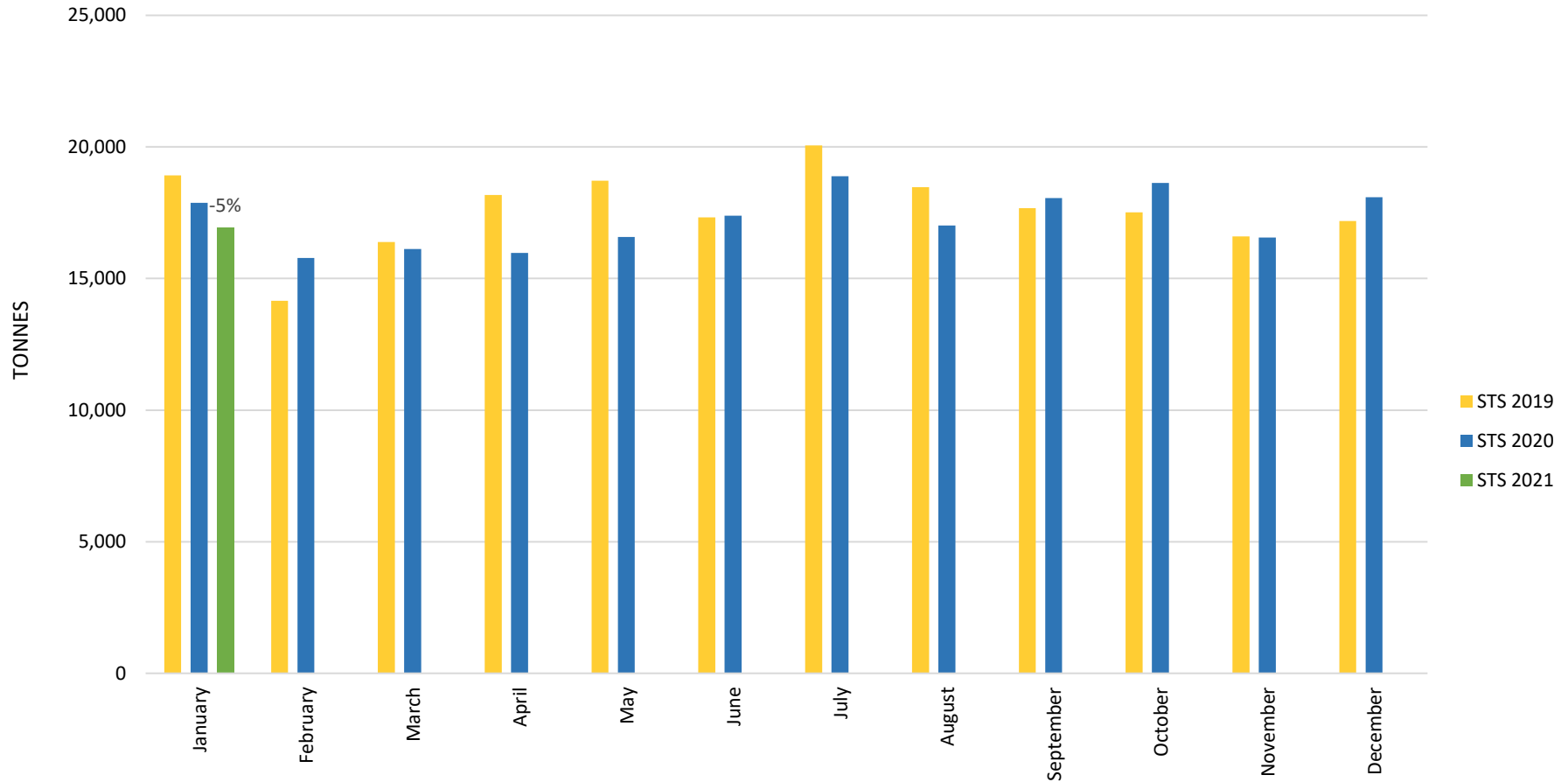
North Shore Recycling and Waste Centre - Waste Quantities

Monthly Inbound Garbage Tonnage



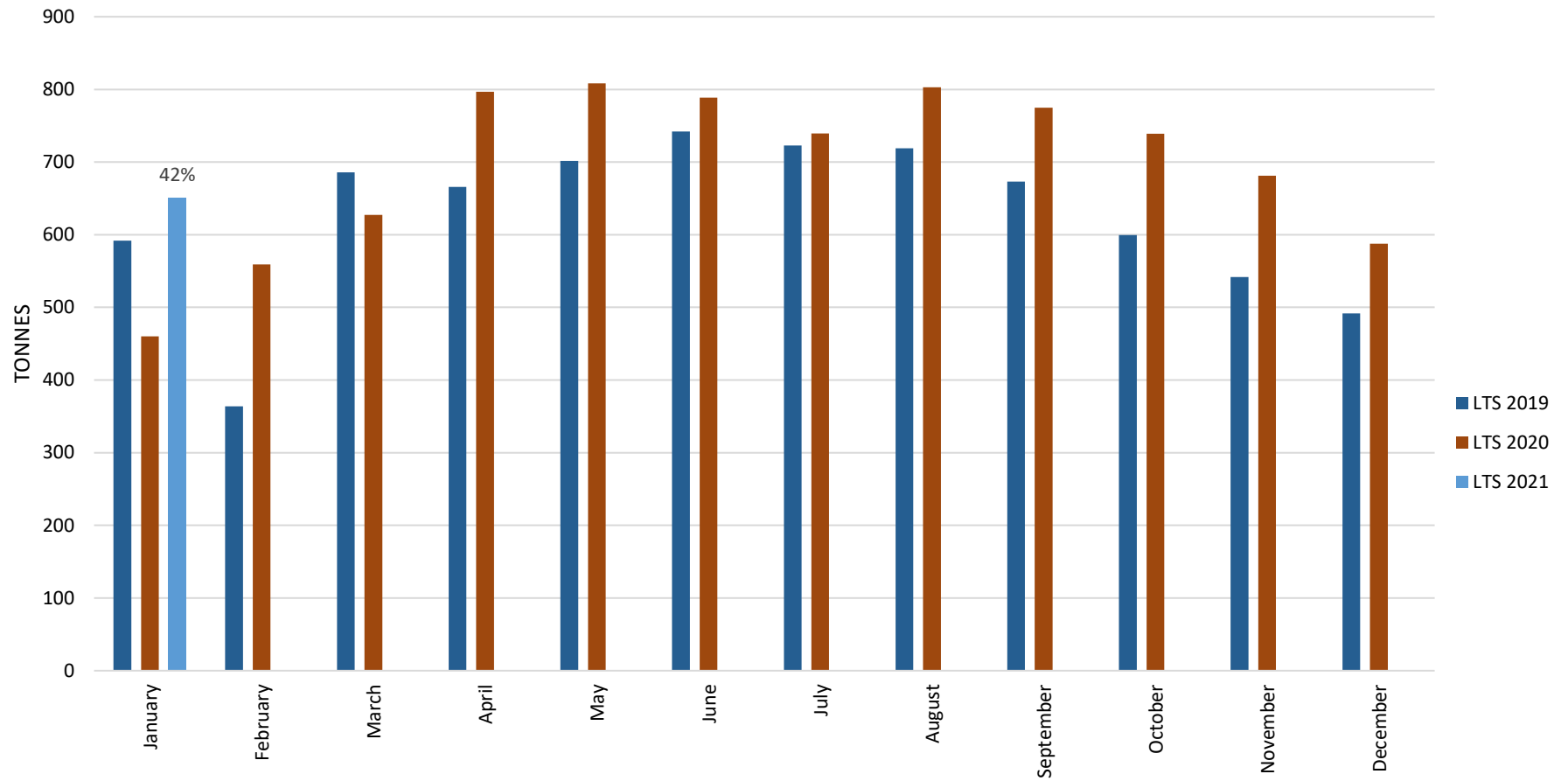
North Surrey Recycling and Waste Centre - Waste Quantities

Monthly Inbound Garbage Tonnage



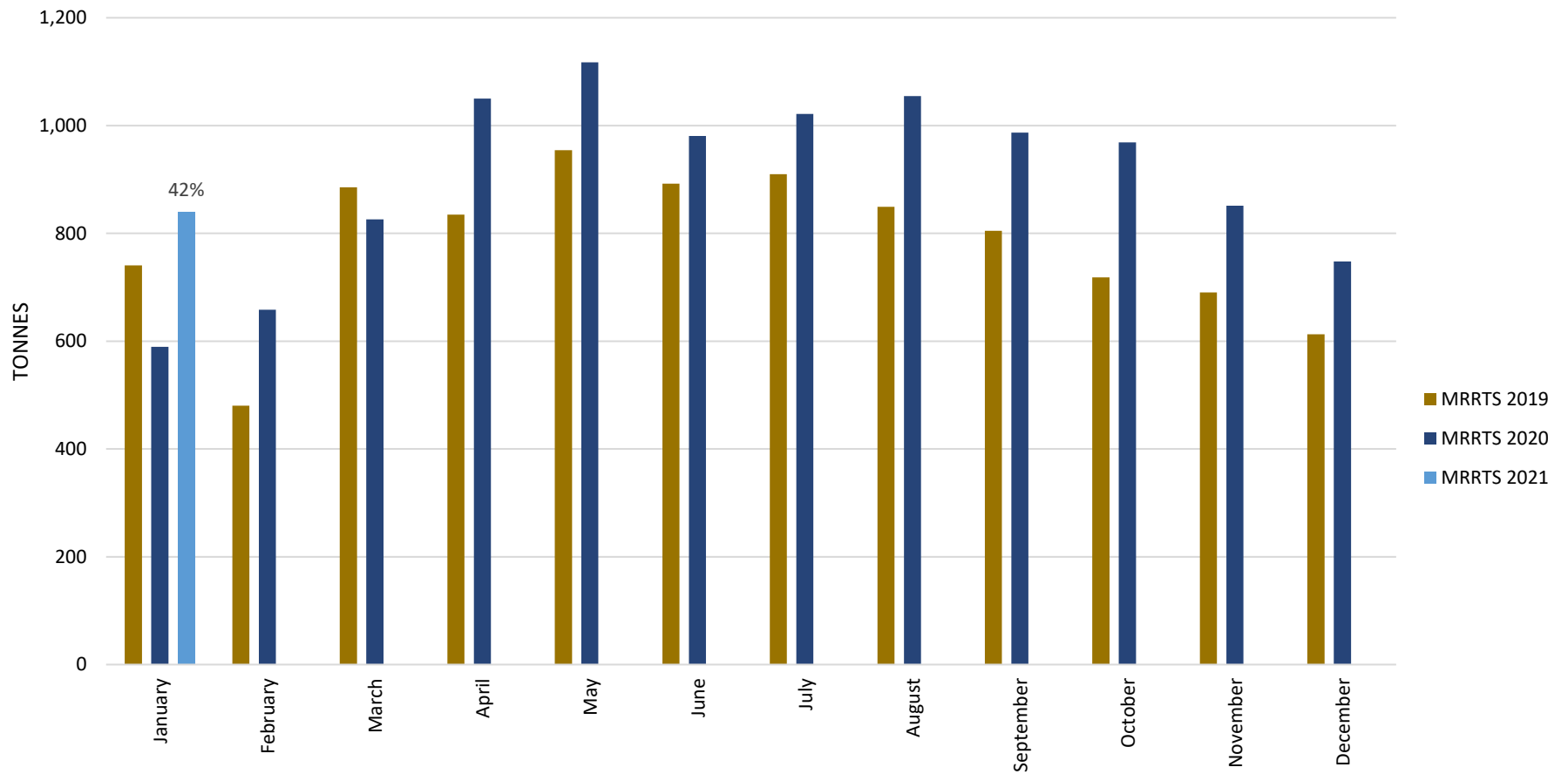
Langley Recycling and Waste Centre - Waste Quantities

Monthly Inbound Garbage Tonnage



Maple Ridge Recycling and Waste Centre - Waste Quantities

Monthly Inbound Garbage Tonnage



WMABC – Metro Vancouver – Vancouver

Friday, February 19, 2021

10:00 am – 11:00 am

ZOOM meeting – Online/Phone

Attendees

WMABC: Lori Bryan, Grant Hankins, David Millman, Josh JansenVandorn, Noel Massey

City of Vancouver: Albert Shames, Chris Underwood, Lynn Belanger

Metro Vancouver: Paul Henderson, Chris Allan, Sarah Evanetz, Stephanie Liu

AGENDA

1. Metro Vancouver Facility Operational Updates
 - a. Hours of operation changing March 1
 - b. Waste-to-Energy Facility Turnaround Times (Attachment 1)
 - c. Disposal ban surcharge data (Attachment 2)
 - d. Draft sample by-customer monthly disposal ban report (Attachment 3)
 - We're to the point where we have a tool ready to go. Any thoughts on how we do a final check in and start sending the report? We could start with sending to haulers with the 10 highest surcharge numbers last year.
 - Grant: confirming we're just sending data to the particular hauler – private info – YES
 - o If a hauler is disputing a ticket, can we flag that surcharge entry as “in dispute” so the hauler knows that there is still an open ticket being discussed/assessed. → chris will check on this if it's something we can do – try to figure out a way to note the ones under dispute.
 - Paul: plan is to send this as an excel spreadsheet → Chris will double check with IT that it is the case
 - Next step: we send directly to the 10 haulers saying it's draft, ask for feedback, etc., and send to Lori for any additional feedback through members; THEN send to all haulers saying 'if you want this we will provide to you so let us know.
 - e. Waste flows (Attachment 4)
 - Bit of increase at VLF garbage in January – Albert will look into reasons – is it demo?
 - Commercial – deceased
2. City of Vancouver Operational Updates
 - Getting complaints from downtown core (multi-residential or mixed multi residential commercial) about waste pickup starting before 6am.
 - Sent reminder email to haulers to respect the 6am start
 - Albert will send Lori the notice they sent out, so she can communicate it out to members. → grant advising to stand out as a separate notification (don't bury it in the weekly update –

maybe include it in there but also do the separate notice)

3. Solid waste management plan update – pre-engagement

- Making progress on pre-engagement
- Working closely with engagement panel on public engagement and First Nations strategy
- Pre-engagement: website, email notification/blast, some partners by letter; schedule 1 on 1 interviews with certain audiences (incl WMABC); questionnaire that can be shared broadly; opportunity to speak with the Panel.
- Feedback from Lori: I think that covers it for now.
- Do you want us to come to a members meeting in next couple months to talk about swmp, Opening of united boulevard, and various other things (maybe a total of 5 things)? → Grant and Lori think that's a great idea, OR they are also planning some webinars coming up so could include it in one of those. Lori to let us know.

4. Payment Deferral Program

- Seems like most companies are opting to just pay the two payments at once, in March and April
- Lori said they did send out the info in 3 weekly updates in January – so the message has gone out

5. Future discussion:

- Facility Tours:
 - North Surrey Recycling and Waste Centre (Lori and Dave) – delayed
 - United Boulevard Recycling and Waste Centre
 - Grant asking about whether the facility can be used to deal with banned materials from haulers (reloads) → again, we'll look at it once we're operating
 - Paul: ZWC report in March around the plan for opening the facility → we can update members about this?
- Engagement on hours of operation and tipping fee structure – mid-2021

Next Meeting: To be confirmed – Suggestions: Thursday, March 18 afternoon, Wednesday March 31 afternoon → or skip the March 18 meeting and Paul does an update at the March 31 Members meeting at 4pm. And we can just share any info we're planning to present, ahead of time. Lori Grant and others will talk offline and Lori will get back to us early next week, and/or if we're just gonna have a regular meeting on Mar 18 or 31. Maybe Albert could also bring up the collection timing/hours in the morning.

Attachments:

1. Waste-to-Energy Facility Turnaround Times
2. Disposal Ban Surcharge Data
3. Sample disposal ban report
4. Waste Flows

SUMMARY OF ACTIONS

Actions for Metro Vancouver:

- Customer Monthly Disposal Ban Template - Chris to check whether we can note on the report whether a surcharge is under dispute. Christ to also double-check that we can send the reports out as Excel spreadsheets.
 - Next steps would be: Send a monthly report to the 10 haulers noting it is draft and welcoming feedback; send a sample also to Lori for any additional feedback through members. Then send to all haulers to let them know they can opt in to receive this monthly report.
- Let Lori know when the ZWC agenda is published and highlight the United Boulevard report.

Actions for Vancouver:

- Albert to investigate reasons for decreased waste flows at VLF in January
- Albert to send Lori the notice that was sent to commercial haulers servicing the downtown core, re: waste pick-up starting before 6 am

Waiting to hear from WMABC:

- Possibility of MV (and COV) attending a future member's meeting or presenting at an upcoming webinar.
- Possible dates for the next meeting (March 18 or March 31), or in lieu of a March meeting MV and COV could present at the March 31 Members Meeting.

WMABC – Metro Vancouver – Vancouver

Thursday, May 6, 2021

3:30 pm – 4:30 pm

ZOOM meeting – Online/Phone

Attendees

WMABC: Lori Bryan, Grant Hankins, David Millman, Josh JansenVandorn, Noel Massey

City of Vancouver: Albert Shames, Chris Underwood, Lynn Belanger

Metro Vancouver: Paul Henderson, Chris Allan, Sarah Evanetz, Marcel Pitre, Paul Litt

AGENDA

1. Metro Vancouver Facility Operational Updates
 - a. Waste-to-Energy Facility Turnaround Times (Attachment 1)
 - b. Disposal ban surcharge data (Attachment 2)
 - c. By-customer monthly disposal ban report - update
 - d. Waste flows (Attachment 3)
2. City of Vancouver Operational Updates
3. Solid waste management plan update – pre-engagement update
4. United Boulevard Recycling and Waste Centre update
 - Facility Tour Follow-up
 - Commercial Vehicle Access and Uses (Clean-out Area, De-tarping hot load)
 - Hauler communications

Future:

- Engagement on hours of operation and tipping fee structure
- Explore banned material reloads at United Boulevard Recycling and Waste Centre, after operations begin

Next Meeting: To be confirmed – Suggestions: Afternoon of June 9, 10, or 11 (Weds-Fri)

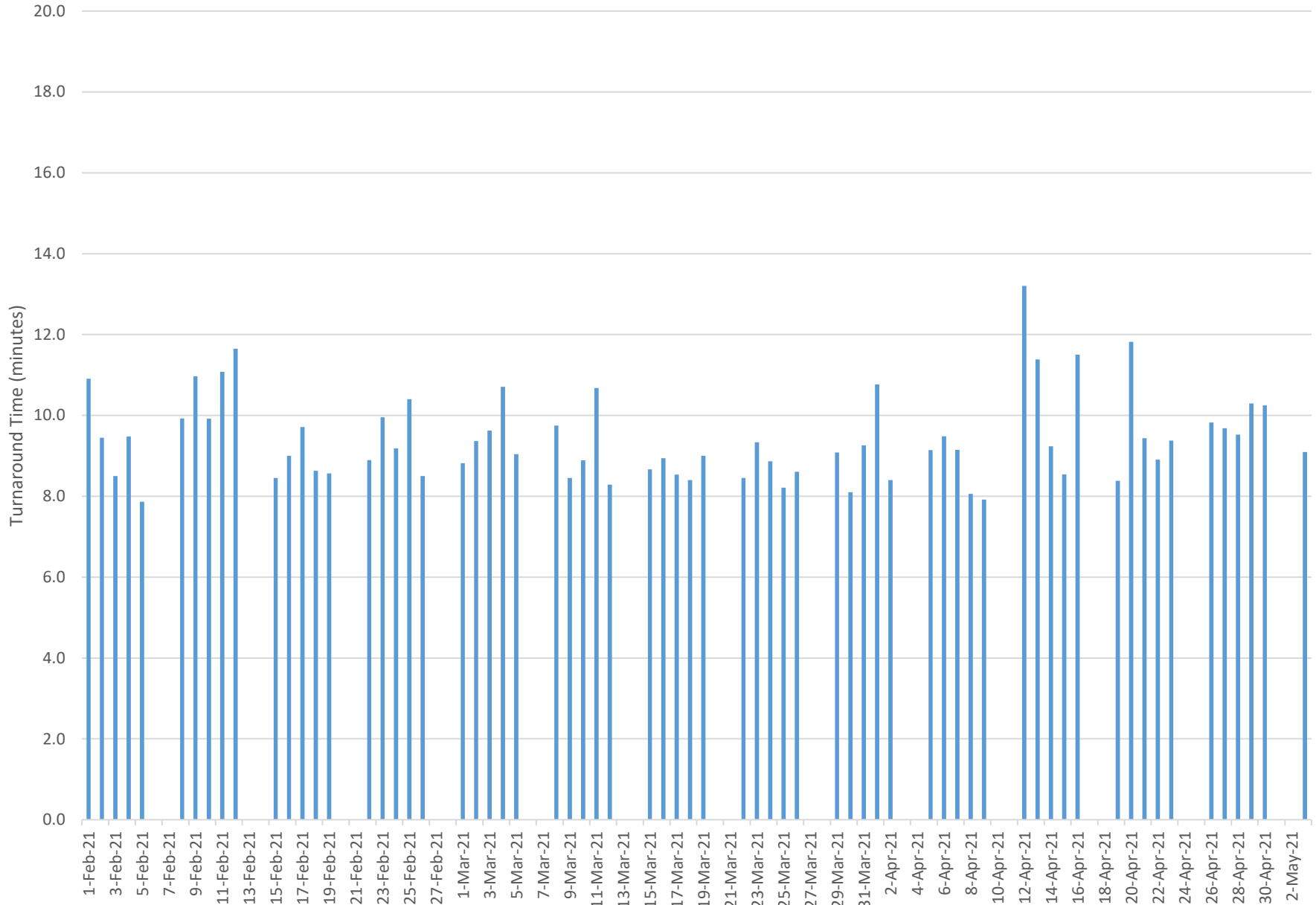
Attachments:

1. Waste-to-Energy Facility Turnaround Times
2. Disposal Ban Surcharge Data
3. Waste Flows

45328429



WTEF Turnaround Time (10 am - 3 pm)

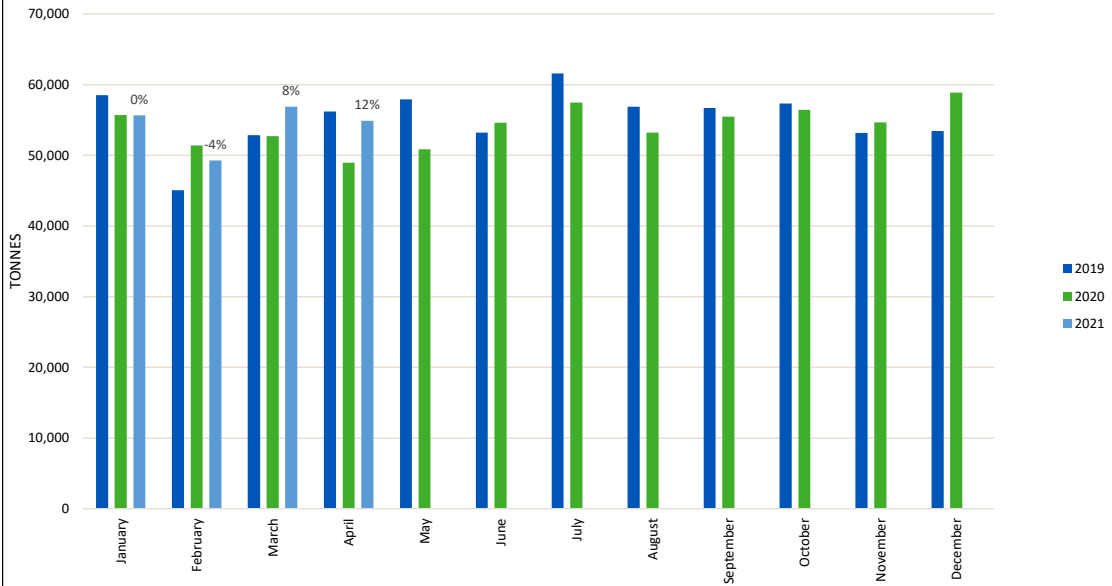


Metro Vancouver Monthly Disposal Ban Program Data

	2020 Monthly Surcharges*			2021*				
Banned Materials	Oct (Commercial Loads in brackets)	Nov (Commercial Loads in brackets)	Dec (Commercial Loads in brackets)	Jan (Commercial Loads in brackets)	Feb (Commercial Loads in brackets)	Mar (Commercial Loads in brackets)	Apr (Commercial Loads in brackets)	Total (Commercial Loads in brackets)
Automobile Waste	0 (0)	0 (0)	0 (0)	1 (1)	0 (0)	0 (0)	0 (0)	1 (1)
Battery(ies)	0 (0)	0 (0)	0 (0)	1 (0)	0 (0)	0 (0)	0 (0)	1 (0)
Beverage Containers >5%	0 (0)	0 (0)	1 (1)	1 (1)	0 (0)	1 (1)	0 (0)	3 (3)
Clean Wood >5%	15 (10)	6 (4)	4 (3)	3 (3)	5 (5)	9 (9)	7 (5)	49 (39)
Corrugated Cardboard > 5%	102 (93)	64 (63)	49 (44)	74 (69)	80 (72)	98 (91)	84 (83)	551 (515)
Dusty Loads	5 (5)	6 (6)	1 (1)	2 (2)	11 (10)	7 (7)	10 (10)	42 (41)
Electronics	141 (129)	138 (117)	169 (136)	117 (106)	137 (122)	159 (150)	74 (67)	935 (827)
EPS (Polystyrene Packaging) >20%	13 (12)	7 (7)	4 (4)	7 (7)	11 (10)	5 (5)	5 (5)	52 (50)
Excrement	0 (0)	1 (0)	0 (0)	0 (0)	0 (0)	0 (0)	0 (0)	1 (0)
Food Waste >25%	22 (22)	11 (11)	33 (33)	24 (24)	27 (27)	30 (30)	18 (18)	165 (165)
Green Waste >5%	4 (2)	4 (3)	1 (0)	1 (0)	3 (0)	1 (0)	2 (0)	16 (5)
Gypsum	20 (15)	8 (7)	15 (10)	20 (17)	14 (11)	13 (10)	15 (9)	105 (79)
Hazardous Waste	0 (0)	2 (2)	2 (1)	2 (2)	0 (0)	0 (0)	0 (0)	6 (5)
Inert Filled	1 (0)	1 (0)	0 (0)	1 (0)	0 (0)	0 (0)	0 (0)	3 (0)
Large Containers >205L	3 (3)	1 (1)	0 (0)	2 (2)	2 (2)	3 (3)	1 (1)	12 (12)
Liquids or Sludge	1 (1)	2 (2)	0 (0)	1 (1)	1 (1)	6 (6)	3 (2)	14 (13)
Mattress(es)	35 (32)	27 (26)	28 (24)	42 (34)	28 (22)	44 (39)	32 (26)	236 (203)
Mixed Recyclable Materials >5%	30 (30)	29 (29)	12 (12)	24 (24)	22 (22)	25 (25)	20 (20)	162 (162)
Oil, Oil Filters, and Oil Containers	10 (9)	5 (4)	4 (4)	2 (1)	6 (6)	10 (10)	2 (2)	39 (36)
Other Recyclable Containers >5%	0 (0)	1 (1)	0 (0)	0 (0)	0 (0)	1 (1)	0 (0)	2 (2)
Oversized Object	67 (60)	41 (38)	6 (3)	34 (33)	34 (30)	51 (45)	22 (19)	255 (228)
Paint or Paint Containers	23 (17)	15 (14)	9 (8)	9 (8)	9 (9)	9 (8)	11 (8)	85 (72)
Pharmaceuticals	0 (0)	0 (0)	0 (0)	0 (0)	0 (0)	1 (1)	0 (0)	1 (1)
Propane Tanks	5 (4)	3 (3)	2 (0)	2 (2)	1 (1)	2 (1)	3 (0)	18 (11)
Recyclable Paper >5%	1 (1)	0 (0)	0 (0)	0 (0)	2 (1)	2 (2)	0 (0)	5 (4)
Tires	13 (13)	8 (7)	14 (13)	13 (13)	11 (11)	11 (10)	12 (11)	82 (78)
Wire, Hosing, Rope, or Cable >1m	2 (2)	1 (1)	2 (0)	1 (1)	4 (4)	6 (6)	2 (2)	18 (16)
Monthly Total	513 (460)	381 (346)	356 (297)	384 (351)	408 (366)	494 (460)	323 (288)	2859 (2568)

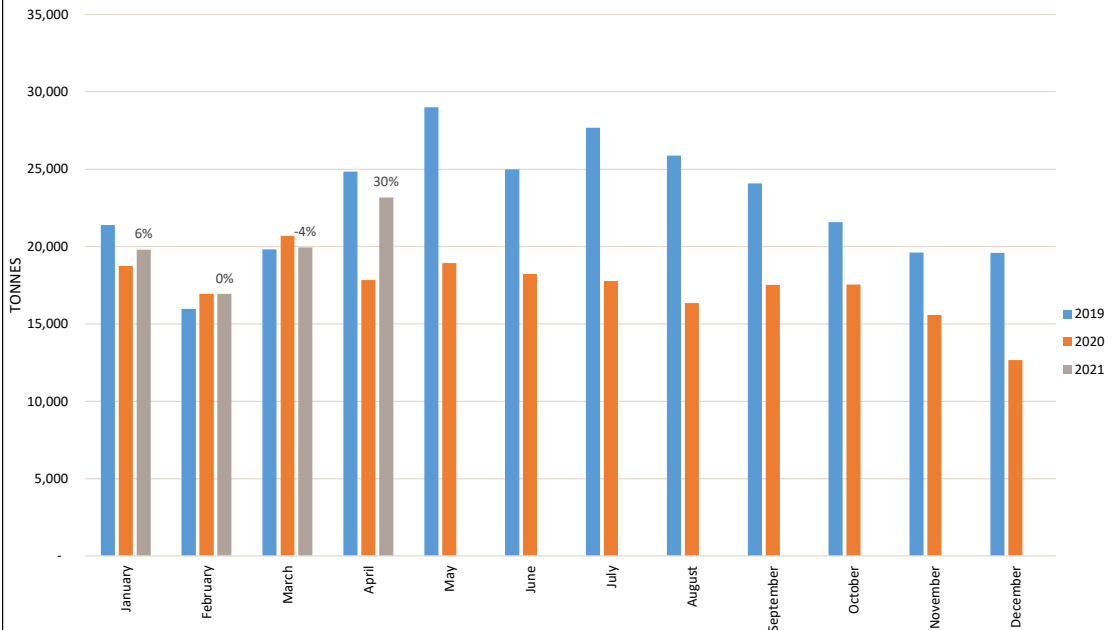
* Data has not been reconciled.

Metro Vancouver Waste Quantities* Monthly Inbound Garbage Tonnage



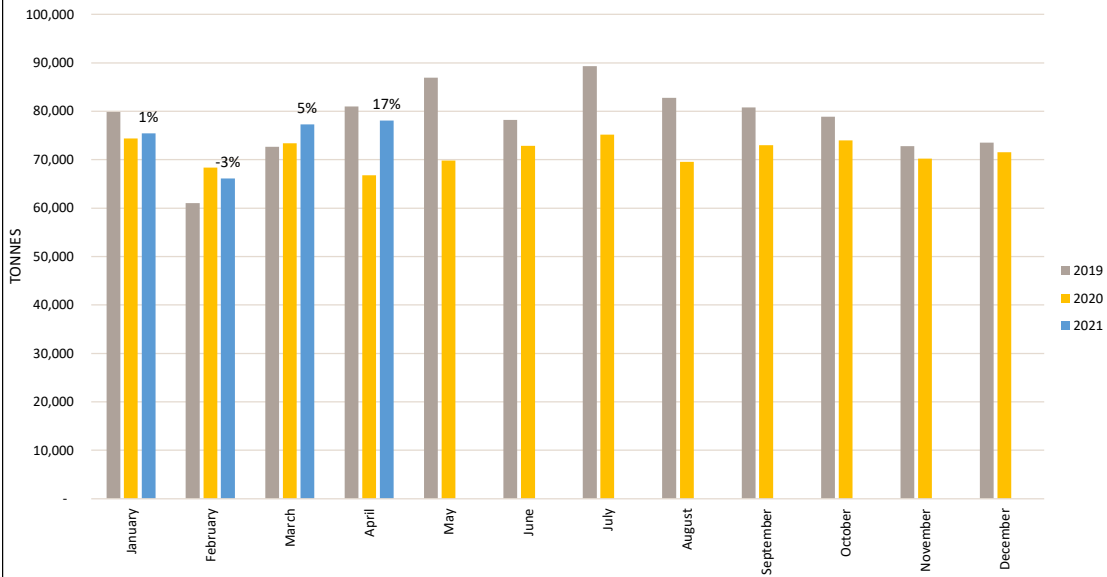
*Metro Vancouver's Five Recycling and Waste Centres & the Waste-to-Energy Facility

City of Vancouver Waste Quantities* Monthly Inbound Garbage Tonnage



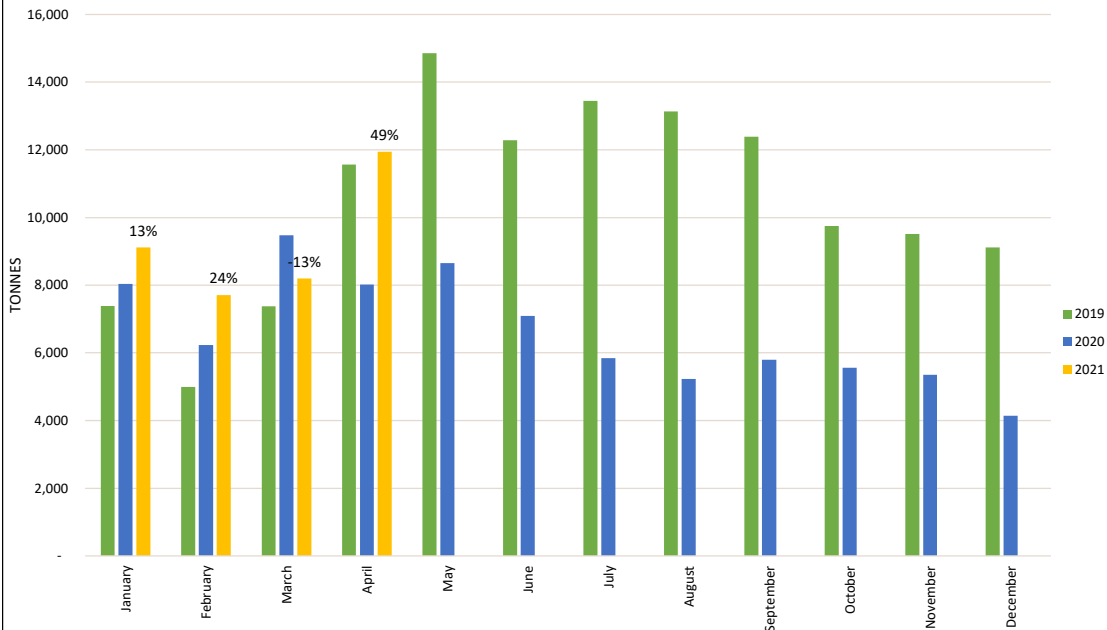
*Vancouver Landfill & Vancouver South Transfer Station

Metro Vancouver* and City of Vancouver Waste Quantities Monthly Inbound Garbage Tonnage

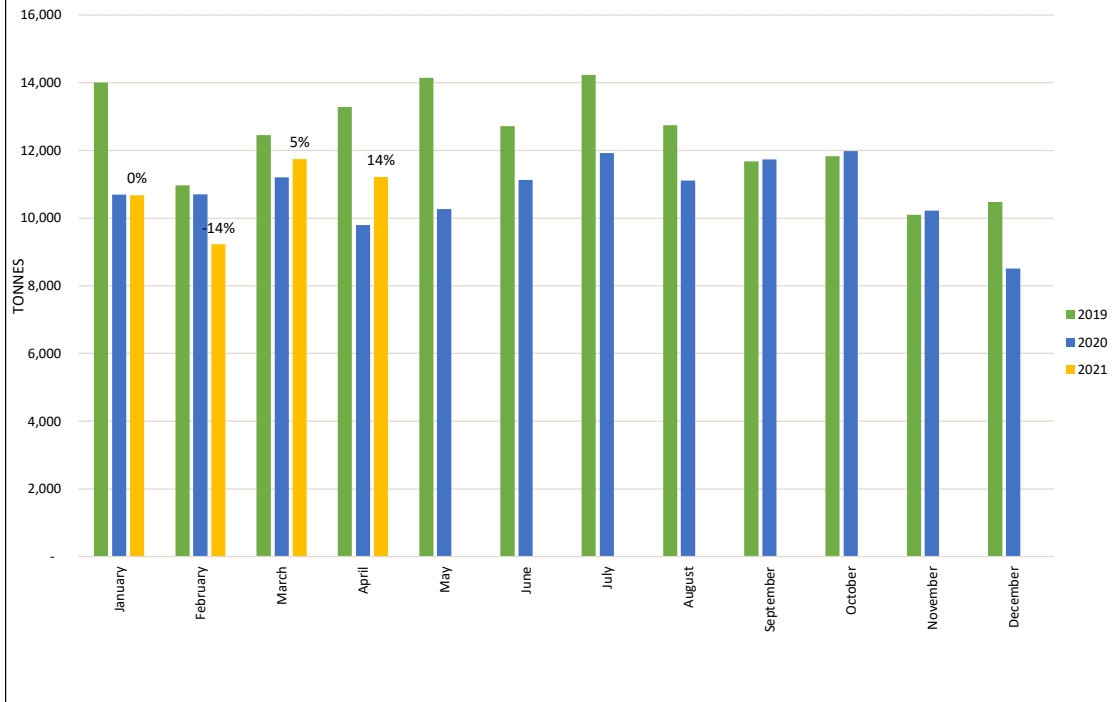


* Metro Vancouver February data not reconciled to date

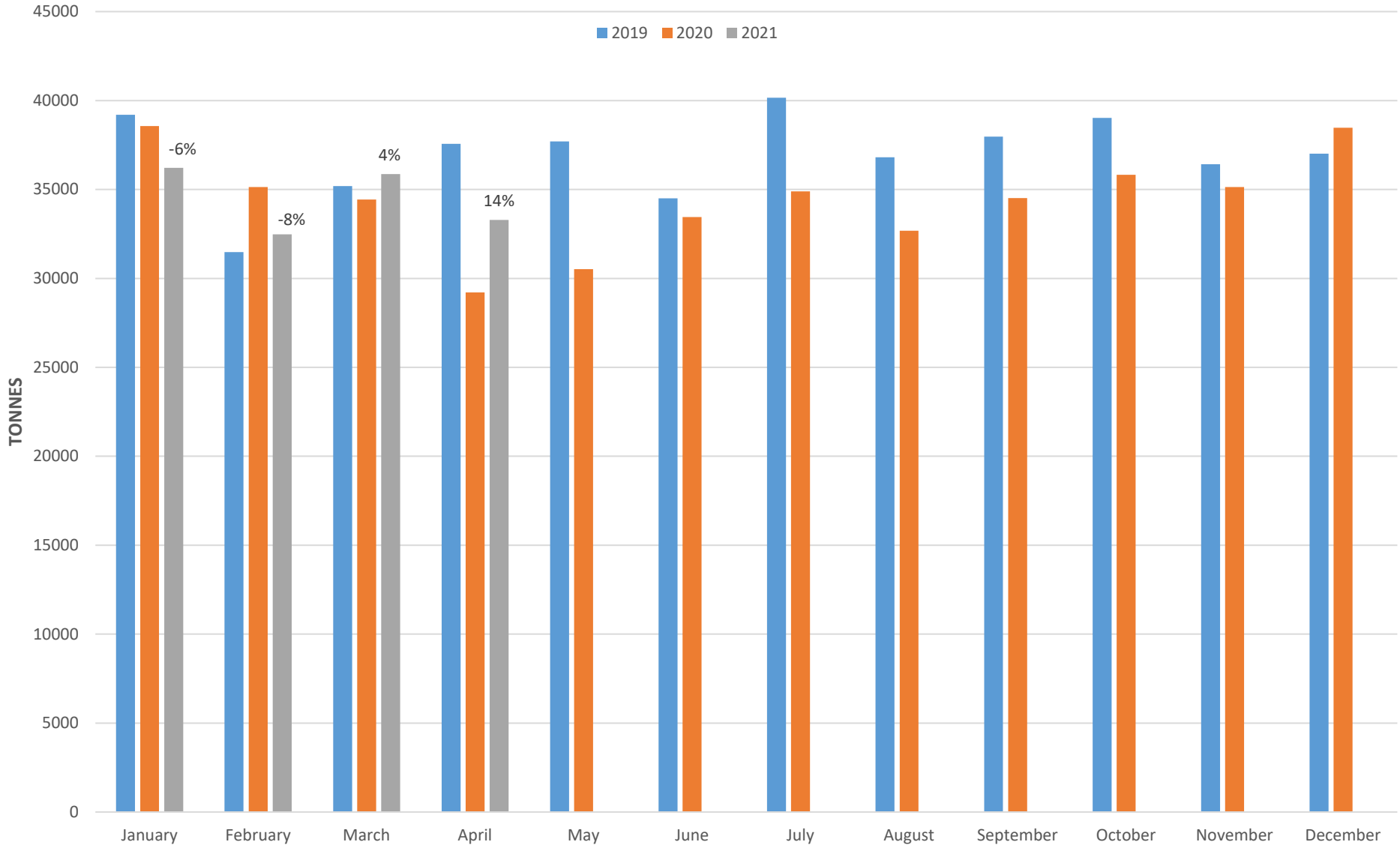
Vancouver Landfill Waste Quantities Monthly Inbound Garbage Tonnage



Vancouver South Transfer Station Waste Quantities Monthly Inbound Garbage Tonnage



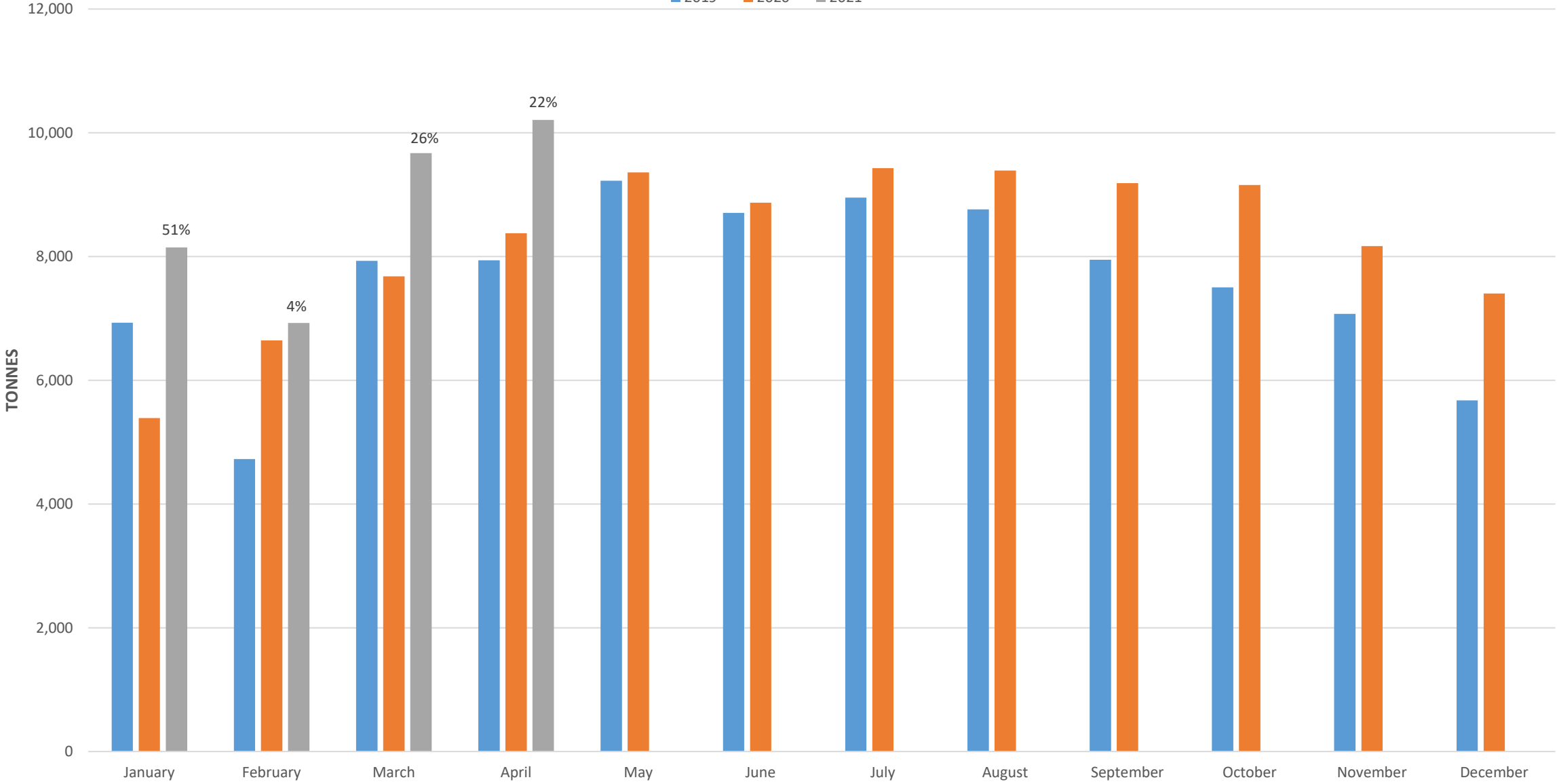
2019 - 2021 Monthly Account Customer Tonnage*



*Coquitlam, North Surrey, North Shore Recycling & Waste Centres & the Waste-to-Energy Facility

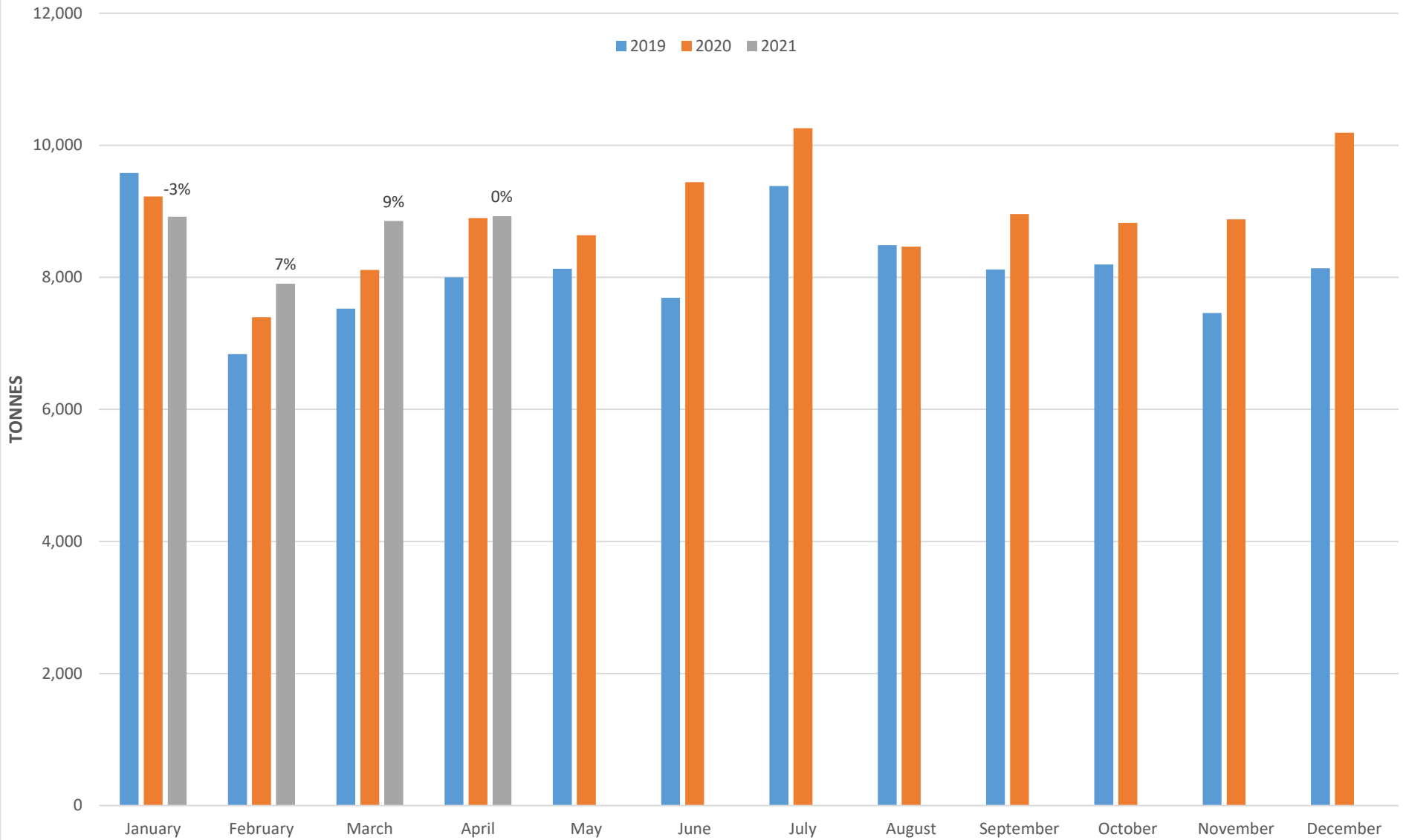
2019 - 2021 Monthly Non-Account Customer Tonnage*

■ 2019 ■ 2020 ■ 2021



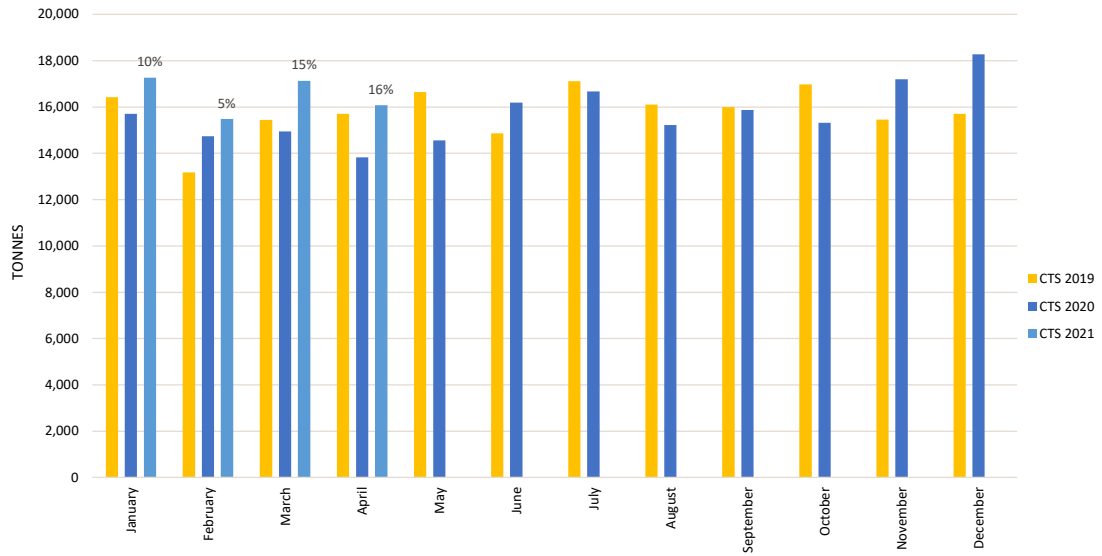
*All Metro Vancouver Recycling & Waste Centres (excludes Waste-to-Energy Facility)

2019 - 2021 Monthly Municipal Curbside Tonnage*



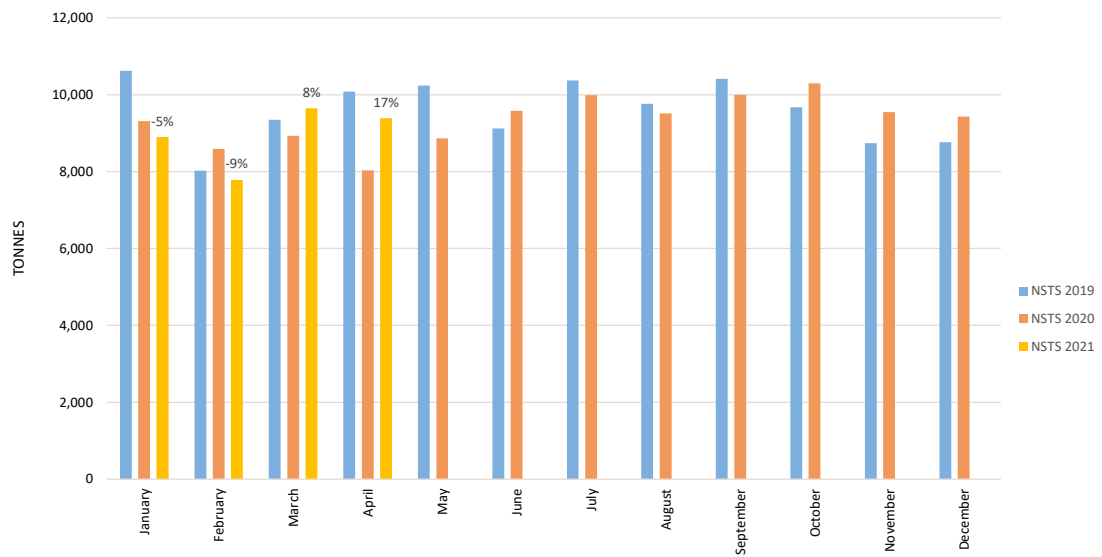
*Coquitlam, North Surrey, North Shore Recycling & Waste Centres & the Waste-to-Energy Facility

Coquitlam Recycling and Waste Centre - Waste Quantities Monthly Inbound Garbage Tonnage*



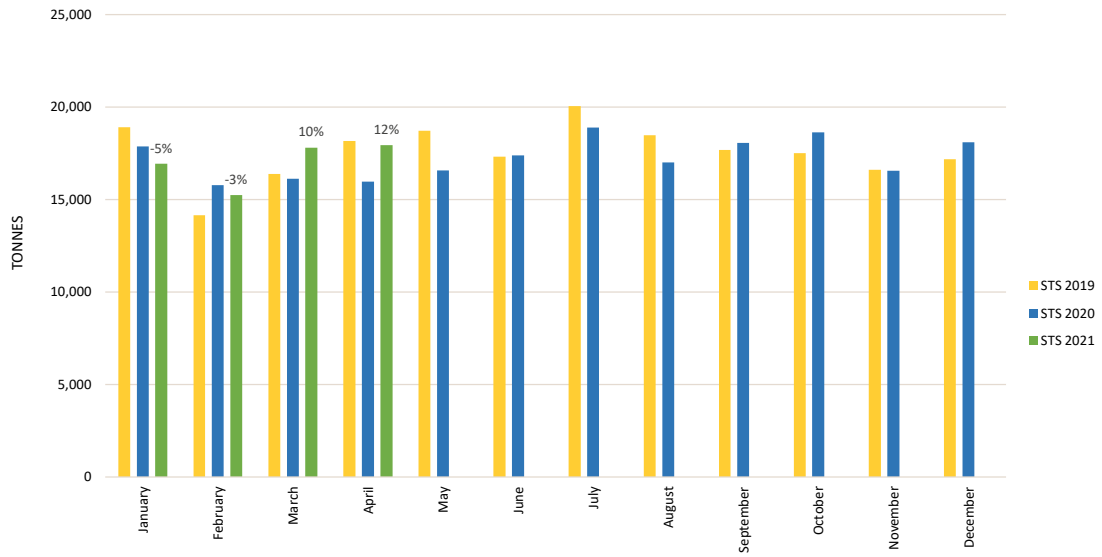
*February data not reconciled

North Shore Recycling and Waste Centre - Waste Quantities Monthly Inbound Garbage Tonnage*



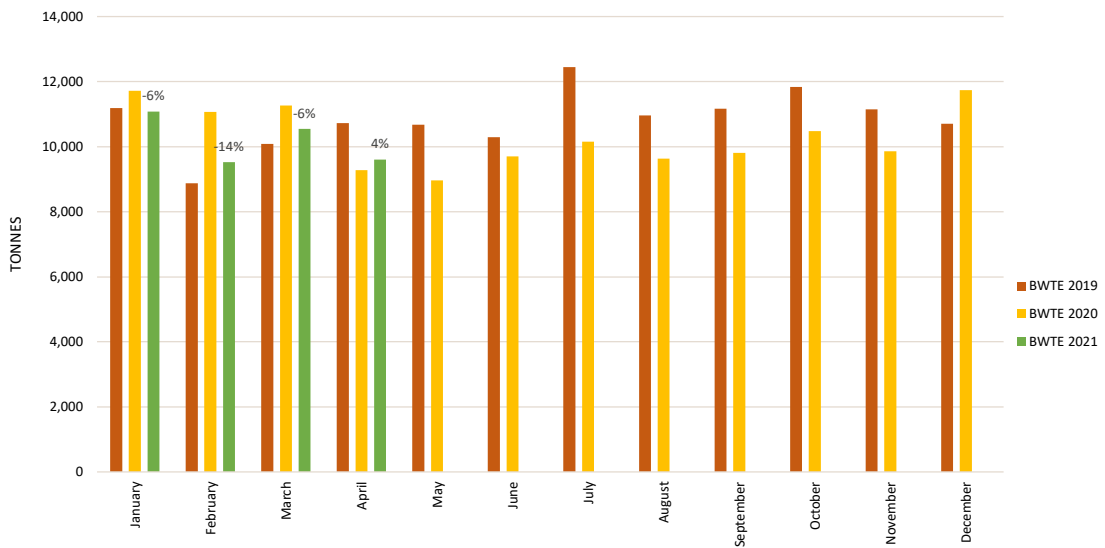
*February data not reconciled

North Surrey Recycling and Waste Centre - Waste Quantities Monthly Inbound Garbage Tonnage*



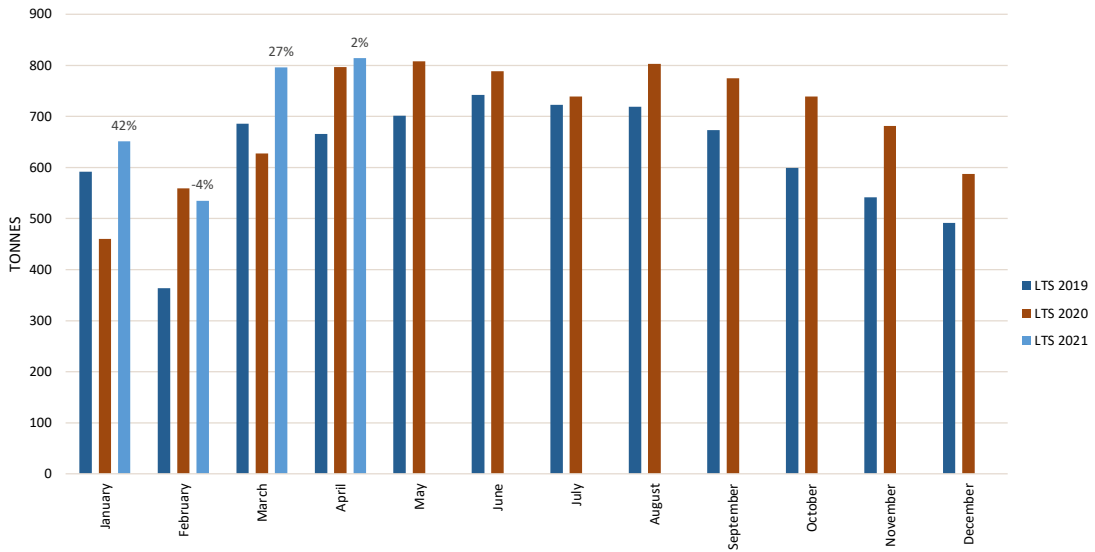
*February data not reconciled

Waste-to-Energy Facility - Waste Quantities Monthly Inbound Garbage Tonnage*



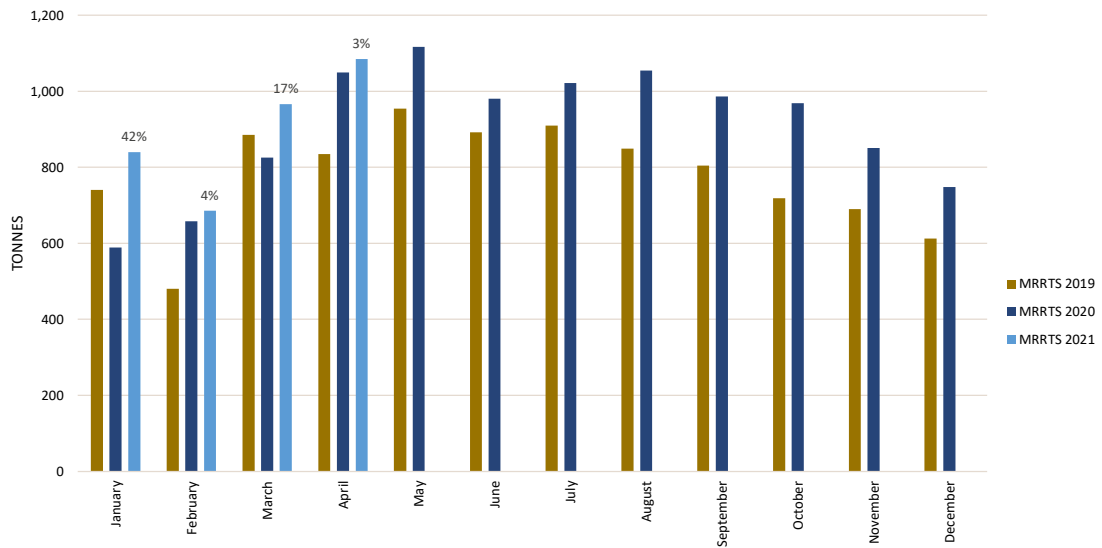
*February data not reconciled

Langley Recycling and Waste Centre - Waste Quantities Monthly Inbound Garbage Tonnage*



*February data not reconciled

Maple Ridge Recycling and Waste Centre - Waste Quantities Monthly Inbound Garbage Tonnage*



*February data not reconciled

WMABC – Metro Vancouver – Vancouver

Thursday, May 6, 2021

3:30 pm – 4:30 pm

ZOOM meeting – Online/Phone

Attendees

WMABC: Lori Bryan, Grant Hankins, David Millman, Josh JansenVandorn, Noel Massey

City of Vancouver: Albert Shames, Chris Underwood, Lynn Belanger

Metro Vancouver: Paul Henderson, Chris Allan, Sarah Evanetz, Marcel Pitre, Paul Litt

AGENDA

1. Metro Vancouver Facility Operational Updates
 - a. Waste-to-Energy Facility Turnaround Times (Attachment 1)
 - b. Disposal ban surcharge data (Attachment 2)
 - c. By-customer monthly disposal ban report - update
 - d. Waste flows (Attachment 3)
2. City of Vancouver Operational Updates
3. Solid waste management plan update – pre-engagement update
4. United Boulevard Recycling and Waste Centre update
 - Facility Tour Follow-up
 - Commercial Vehicle Access and Uses (Clean-out Area, De-tarping hot load)
 - Hauler communications

Future:

- Engagement on hours of operation and tipping fee structure
- Explore banned material reloads at United Boulevard Recycling and Waste Centre, after operations begin

Next Meeting: To be confirmed – Suggestions: Afternoon of June 9, 10, or 11 (Weds-Fri)

Attachments:

1. Waste-to-Energy Facility Turnaround Times
2. Disposal Ban Surcharge Data
3. Waste Flows



Action Items (recorded by Sarah Evanetz):

- Lori will be in touch next week RE WMABC request to meet with panel and third party consultant (Stephanie – Paul suggested they could have more than 10 mins if they wanted as they represented a large number of members)
- Marcel to follow up with Coquitlam RE lights/interchange on United Blvd and Kind Edward
- Marcel to follow up on mucking-up/hauler requests for United Blvd.
- Chris to update charts to remove demo garbage, update acronyms and use consistent colors in charts (SE request here – can we please use the suite of 3 MV logo colors in all the charts)
- Hauler engagement – support for 6pm closing all year (easier to route trucks, empty end of day loads). Longer would be nice but didn't seem critical. Rate change would be welcome too. Sandy to follow up with MV team on research and options.
- SE to confirm date for June engagement with Lori once scheduled (Paul I was assuming we would wait until after REAC SW on May 27 to confirm – that's a day after the May 26 member meeting Lori noted).
- Upcoming WMABC dates:
 - May 12 Safety Matters Webinar – free and open to all (share with your teams/contractors if relevant)
 - May 26 WMABC member meeting
 - No June WMABC member meeting planned
- Next meeting scheduled for June 9 2-3 pm

WMABC – Metro Vancouver – Vancouver

Wednesday, June 9, 2021

2:00 pm – 3:00 pm

ZOOM meeting – Online/Phone

Attendees

WMABC: Lori Bryan, Grant Hankins, David Millman, Josh JansenVandorn, Noel Massey

City of Vancouver: Albert Shames, Chris Underwood, Lynn Belanger

Metro Vancouver: Paul Henderson, Chris Allan, Sarah Evanetz, Marcel Pitre, Paul Litt, Allen Jensen, Sandy Young, Stephanie Liu

AGENDA

1. Metro Vancouver Facility Operational Updates
 - a. Waste-to-Energy Facility Turnaround Times (Attachment 1)
 - b. Disposal ban surcharge data (Attachment 2)
 - New contractor started May 1, resulting in 30% lower inspection rate due to transition, training, and reduced hours. Surcharge rate was consistent with previous months.
 - c. Waste flows (Attachment 3)
2. City of Vancouver Operational Updates
3. United Boulevard Recycling and Waste Centre Follow-ups
 - Scheduling opportunity for trucks to test run various features at the facility
 - Lights/interchange on United Boulevard and King Edward
 - Commercial Vehicle Access and Uses (Clean-out Area, De-tarping hot load)
4. Facility Hours and Tipping Fee Structure Review – presentation and questionnaire dry-run

Future:

- Explore banned material reloads at United Boulevard Recycling and Waste Centre, after operations begin

Next Meeting: To be confirmed – Suggestions: Wednesday July 7 pm, or Thursday July 8 at 1:30 pm

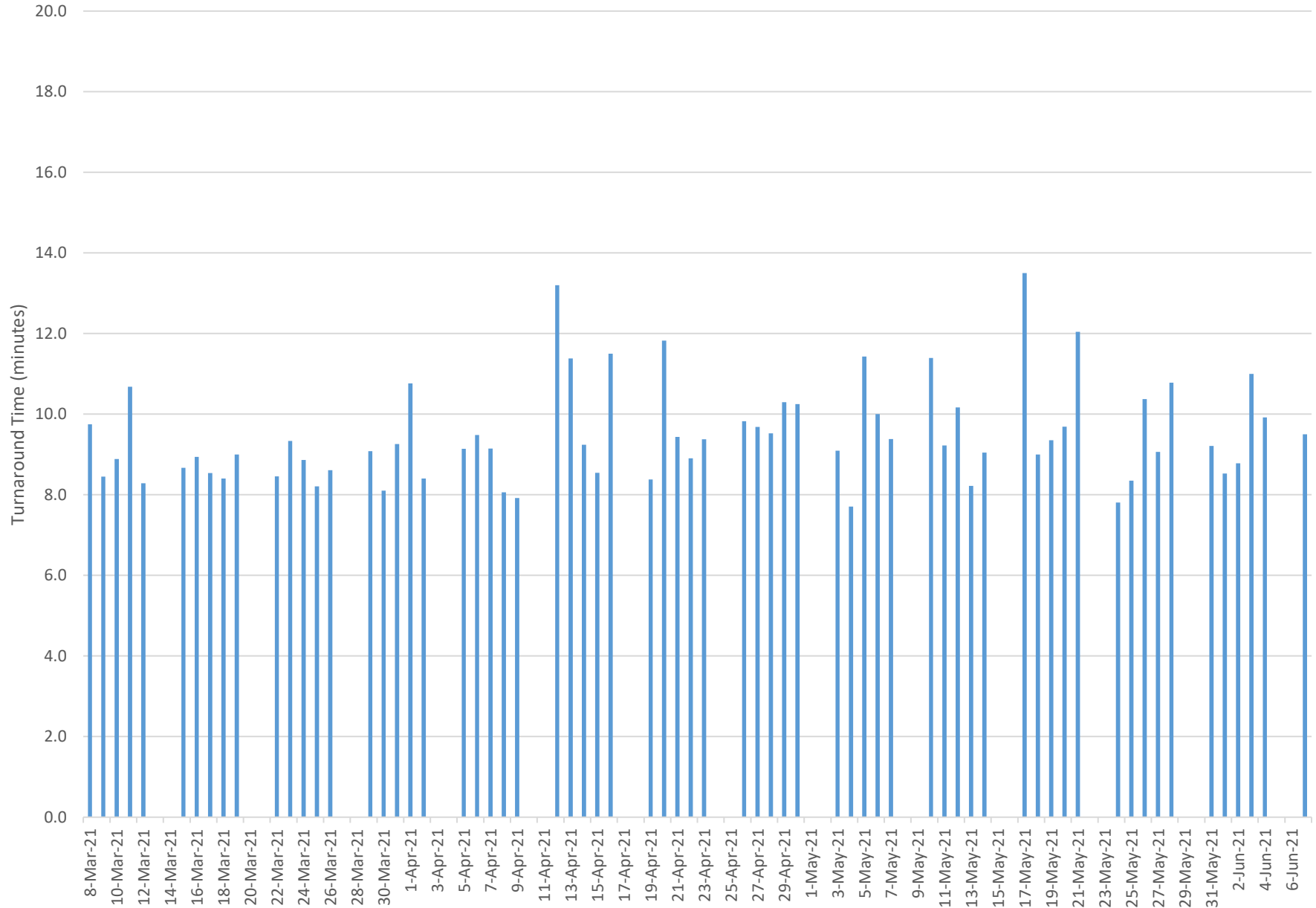
Attachments:

1. Waste-to-Energy Facility Turnaround Times
2. Disposal Ban Surcharge Data
3. Waste Flows

45966743



WTEF Turnaround Time (10 am - 3 pm)

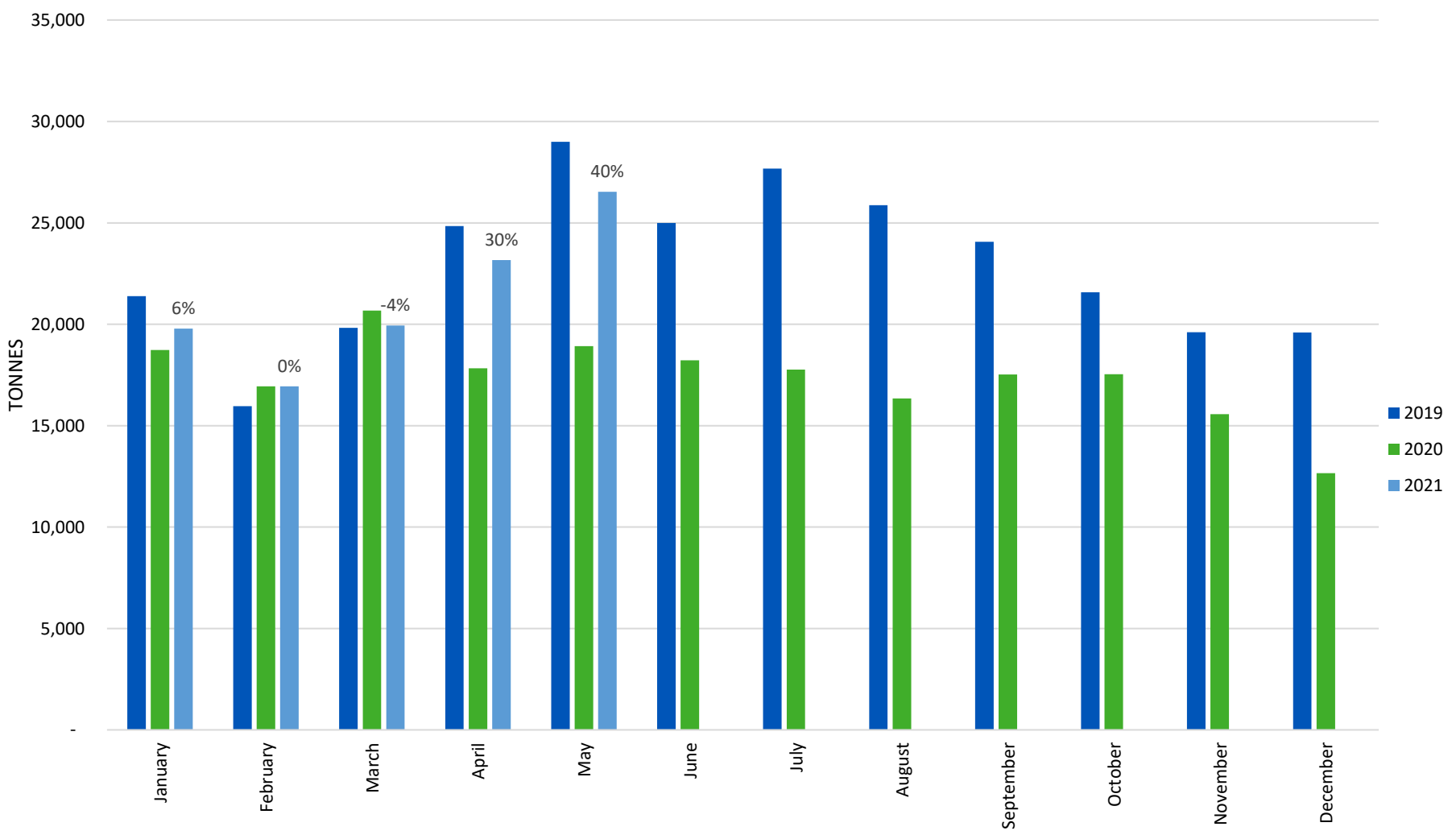


Metro Vancouver Monthly Disposal Ban Program Data

	2020 Monthly Surcharges*			2021*					
Banned Materials	Oct (Commercial Loads in brackets)	Nov (Commercial Loads in brackets)	Dec (Commercial Loads in brackets)	Jan (Commercial Loads in brackets)	Feb (Commercial Loads in brackets)	Mar (Commercial Loads in brackets)	Apr (Commercial Loads in brackets)	May (Commercial Loads in brackets)	Total (Commercial Loads in brackets)
Automobile Waste	0 (0)	0 (0)	0 (0)	1 (1)	0 (0)	0 (0)	0 (0)	0 (0)	1 (1)
Battery(ies)	0 (0)	0 (0)	0 (0)	1 (0)	0 (0)	0 (0)	0 (0)	0 (0)	1 (0)
Beverage Containers >5%	0 (0)	0 (0)	1 (1)	1 (1)	0 (0)	1 (1)	0 (0)	0 (0)	3 (3)
Clean Wood >5%	15 (10)	6 (4)	4 (3)	3 (3)	5 (5)	9 (9)	7 (5)	5 (4)	54 (43)
Corrugated Cardboard > 5%	102 (93)	64 (63)	49 (44)	74 (69)	80 (72)	98 (91)	84 (83)	30 (29)	581 (544)
Dusty Loads	5 (5)	6 (6)	1 (1)	2 (2)	11 (10)	7 (7)	10 (10)	0 (0)	42 (41)
Electronics	141 (129)	138 (117)	169 (136)	117 (106)	137 (122)	159 (150)	74 (67)	42 (40)	977 (867)
EPS (Polystyrene Packaging) >20%	13 (12)	7 (7)	4 (4)	7 (7)	11 (10)	5 (5)	5 (5)	3 (3)	55 (53)
Excrement	0 (0)	1 (0)	0 (0)	0 (0)	0 (0)	0 (0)	0 (0)	0 (0)	1 (0)
Food Waste >25%	22 (22)	11 (11)	33 (33)	24 (24)	27 (27)	30 (30)	18 (18)	3 (3)	168 (168)
Green Waste >5%	4 (2)	4 (3)	1 (0)	1 (0)	3 (0)	1 (0)	2 (0)	0 (0)	16 (5)
Gypsum	20 (15)	8 (7)	15 (10)	20 (17)	14 (11)	13 (10)	15 (9)	1 (0)	106 (79)
Hazardous Waste	0 (0)	2 (2)	2 (1)	2 (2)	0 (0)	0 (0)	0 (0)	0 (0)	6 (5)
Inert Filled	1 (0)	1 (0)	0 (0)	1 (0)	0 (0)	0 (0)	0 (0)	2 (1)	5 (1)
Large Containers >205L	3 (3)	1 (1)	0 (0)	2 (2)	2 (2)	3 (3)	1 (1)	0 (0)	12 (12)
Liquids or Sludge	1 (1)	2 (2)	0 (0)	1 (1)	1 (1)	6 (6)	3 (2)	7 (7)	21 (20)
Mattress(es)	35 (32)	27 (26)	28 (24)	42 (34)	28 (22)	44 (39)	32 (26)	14 (14)	250 (217)
Mixed Recyclable Materials >5%	30 (30)	29 (29)	12 (12)	24 (24)	22 (22)	25 (25)	20 (20)	18 (13)	180 (175)
Oil, Oil Filters, and Oil Containers	10 (9)	5 (4)	4 (4)	2 (1)	6 (6)	10 (10)	2 (2)	4 (3)	43 (39)
Other Recyclable Containers >5%	0 (0)	1 (1)	0 (0)	0 (0)	0 (0)	1 (1)	0 (0)	1 (1)	3 (3)
Oversized Object	67 (60)	41 (38)	6 (3)	34 (33)	34 (30)	51 (45)	22 (19)	35 (30)	290 (258)
Paint or Paint Containers	23 (17)	15 (14)	9 (8)	9 (8)	9 (9)	9 (8)	11 (8)	11 (8)	96 (80)
Pharmaceuticals	0 (0)	0 (0)	0 (0)	0 (0)	0 (0)	1 (1)	0 (0)	0 (0)	1 (1)
Propane Tanks	5 (4)	3 (3)	2 (0)	2 (2)	1 (1)	2 (1)	3 (0)	0 (0)	18 (11)
Recyclable Paper >5%	1 (1)	0 (0)	0 (0)	0 (0)	2 (1)	2 (2)	0 (0)	0 (0)	5 (4)
Tires	13 (13)	8 (7)	14 (13)	13 (13)	11 (11)	11 (10)	12 (11)	7 (5)	89 (83)
Wire, Hosing, Rope, or Cable >1m	2 (2)	1 (1)	2 (0)	1 (1)	4 (4)	6 (6)	2 (2)	3 (3)	21 (19)
Monthly Total	513 (460)	381 (346)	356 (297)	384 (351)	408 (366)	494 (460)	323 (288)	189 (165)	3048 (2733)

* Data has not been reconciled.

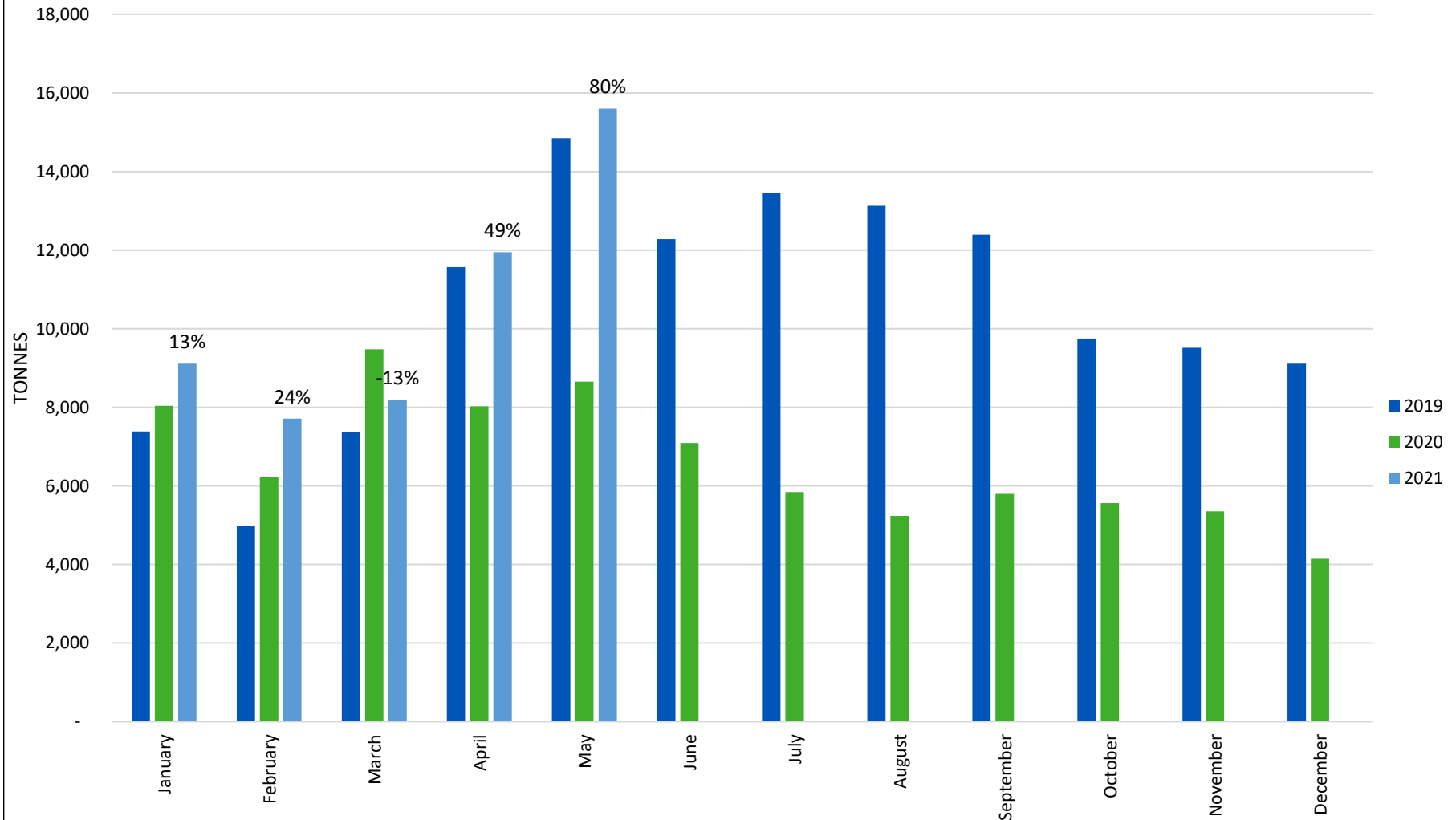
City of Vancouver Waste Quantities* Monthly Inbound Garbage Tonnage



*Vancouver Landfill & Vancouver South Transfer Station

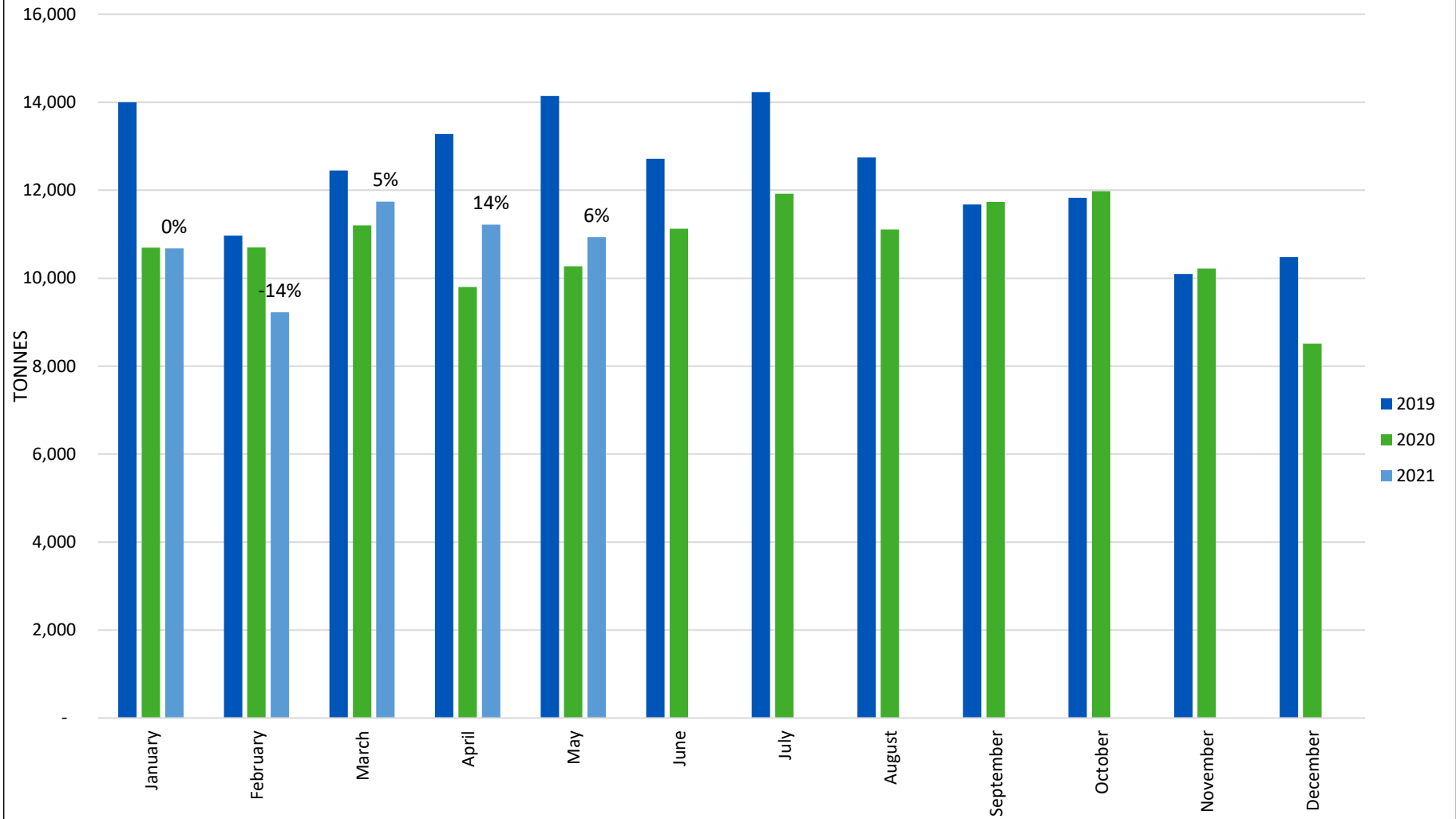
Vancouver Landfill Waste Quantities

Monthly Inbound Garbage Tonnage



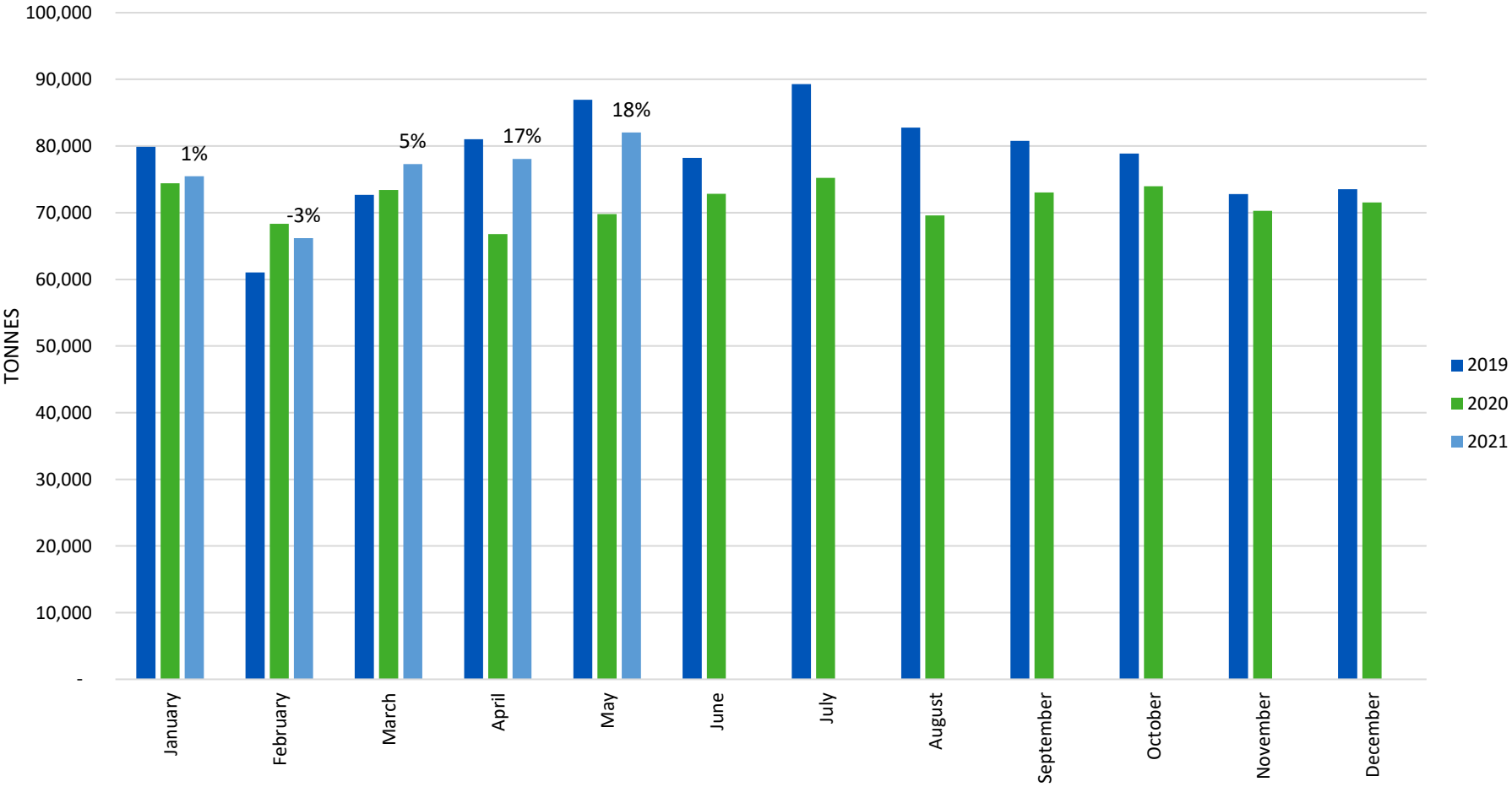
Vancouver South Transfer Station Waste Quantities

Monthly Inbound Garbage Tonnage



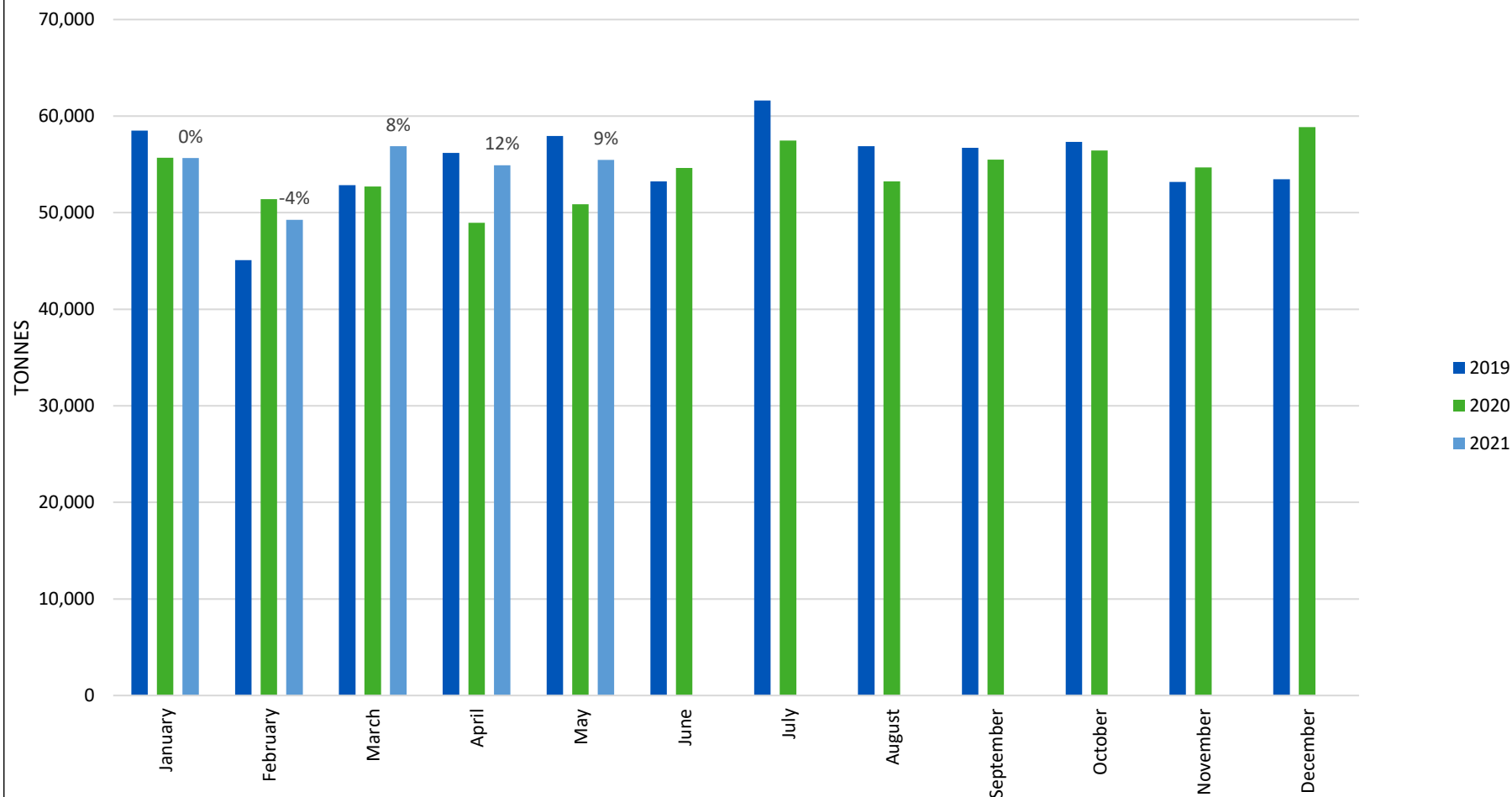
Metro Vancouver* and City of Vancouver Waste Quantities

Monthly Inbound Garbage Tonnage



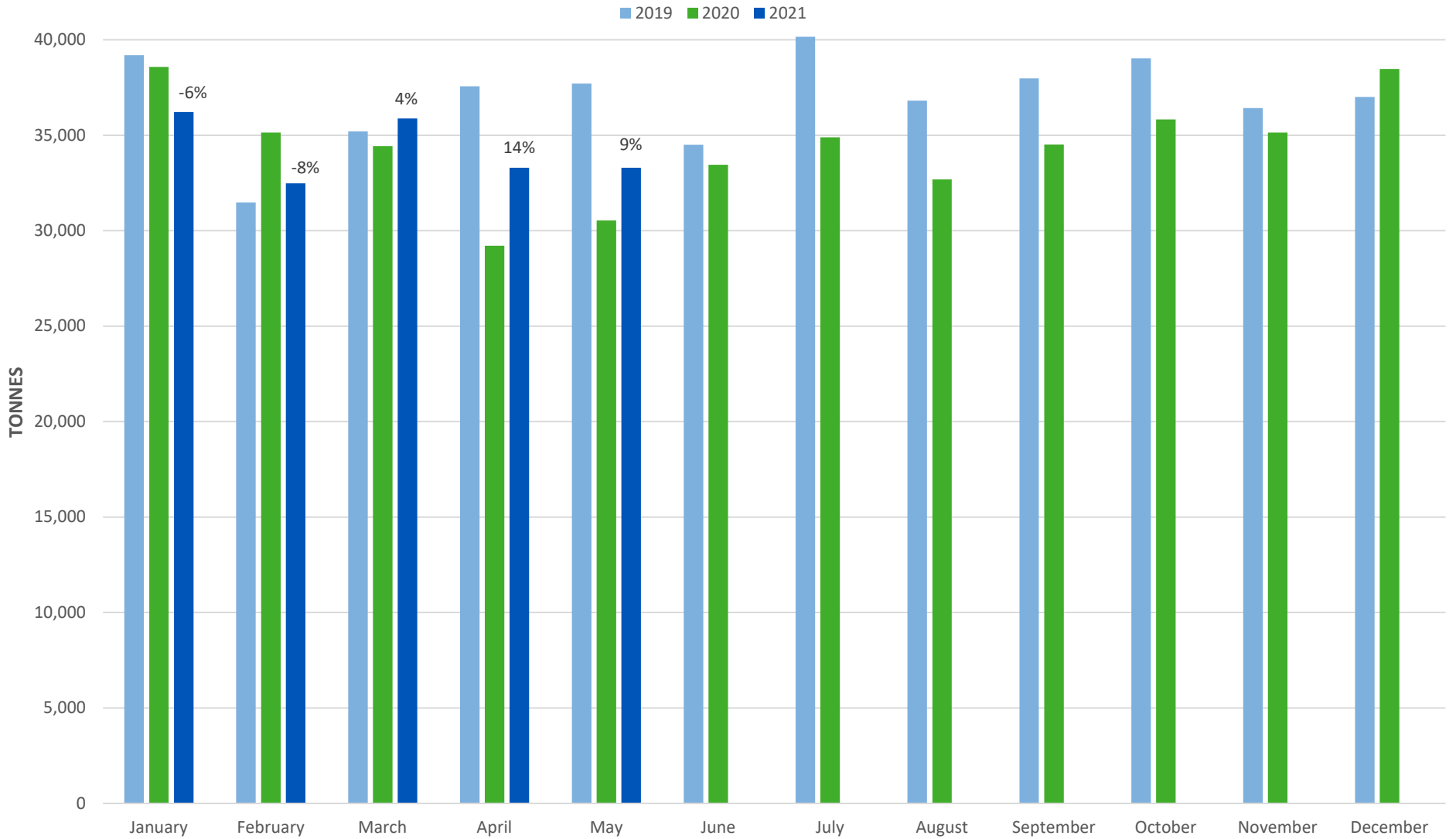
* Metro Vancouver data not reconciled to date

Metro Vancouver Waste Quantities* Monthly Inbound Garbage Tonnage



*Metro Vancouver's Five Recycling and Waste Centres & the Waste-to-Energy Facility

2019 - 2021 Monthly Account Customer Tonnage*

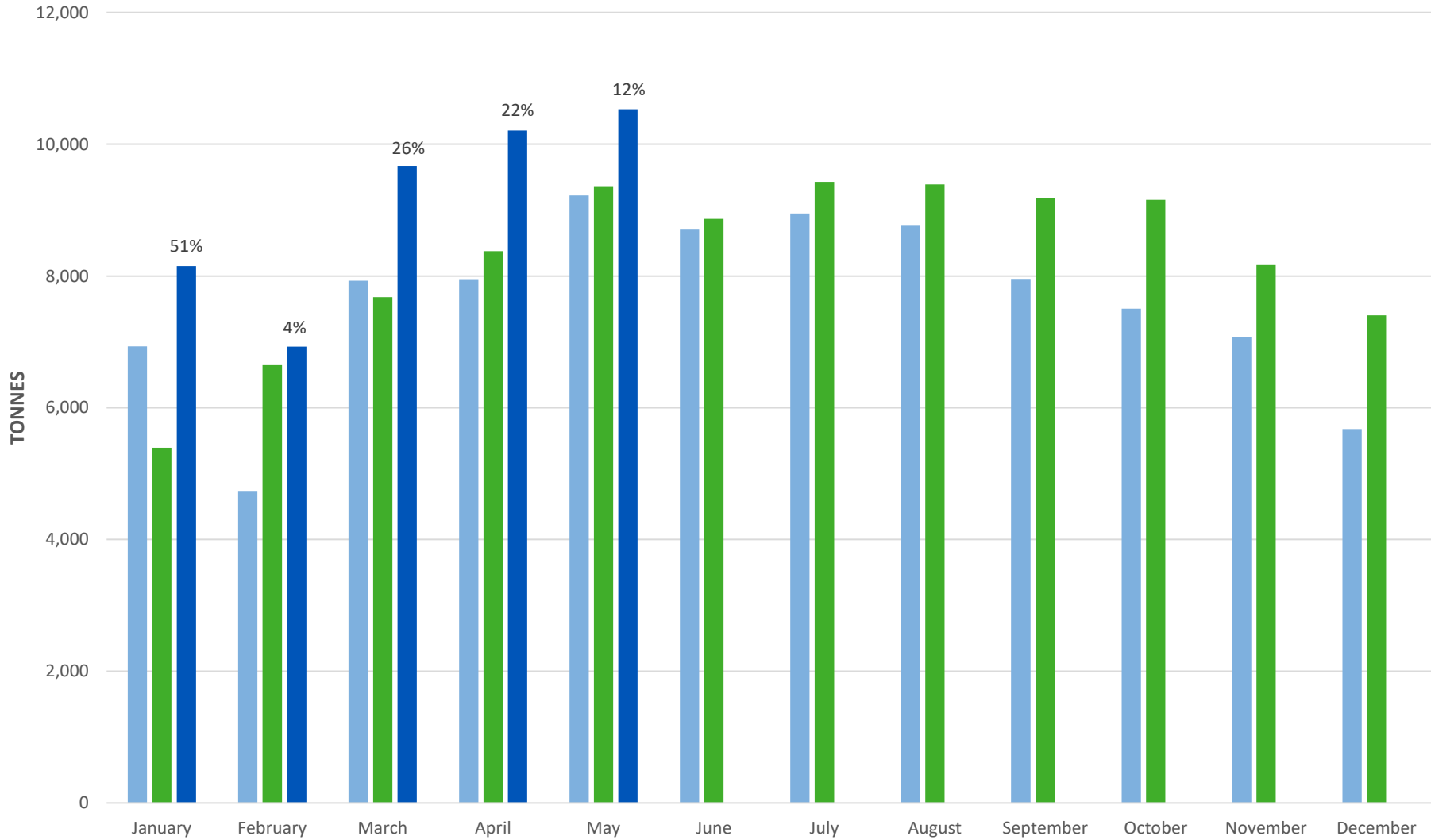


*Coquitlam, North Surrey, North Shore Recycling & Waste Centres & the Waste-to-Energy Facility

*May 2021 data is unreconciled

2019 - 2021 Monthly Non-Account Customer Tonnage*

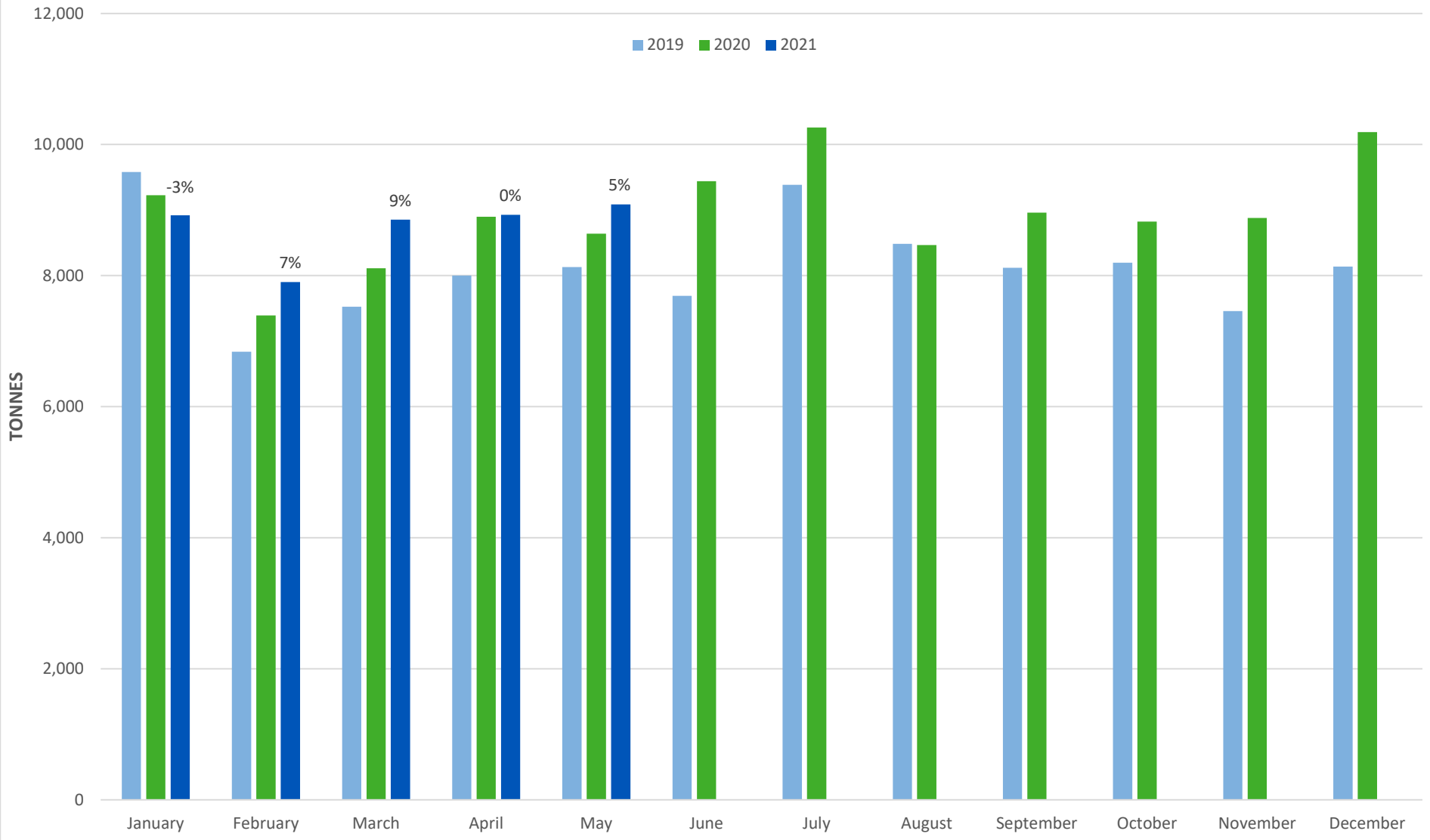
2019 2020 2021



*All Metro Vancouver Recycling & Waste Centres (excludes Waste-to-Energy Facility)

*May 2021 data is unreconciled

2019 - 2021 Monthly Municipal Curbside Tonnage*

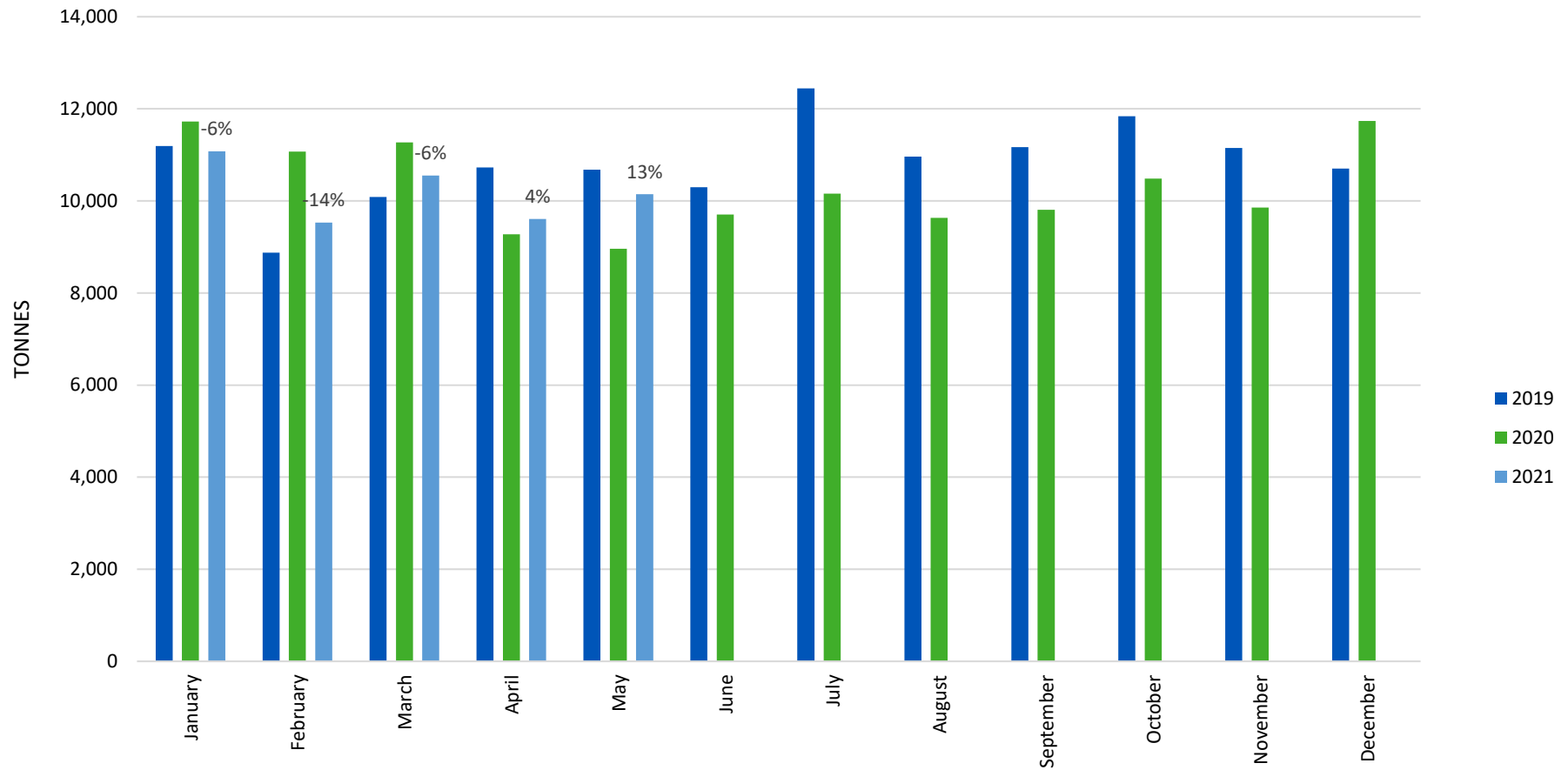


*Coquitlam, North Surrey, North Shore Recycling & Waste Centres & the Waste-to-Energy Facility

*May 2021 data is unreconciled

Waste-to-Energy Facility - Waste Quantities

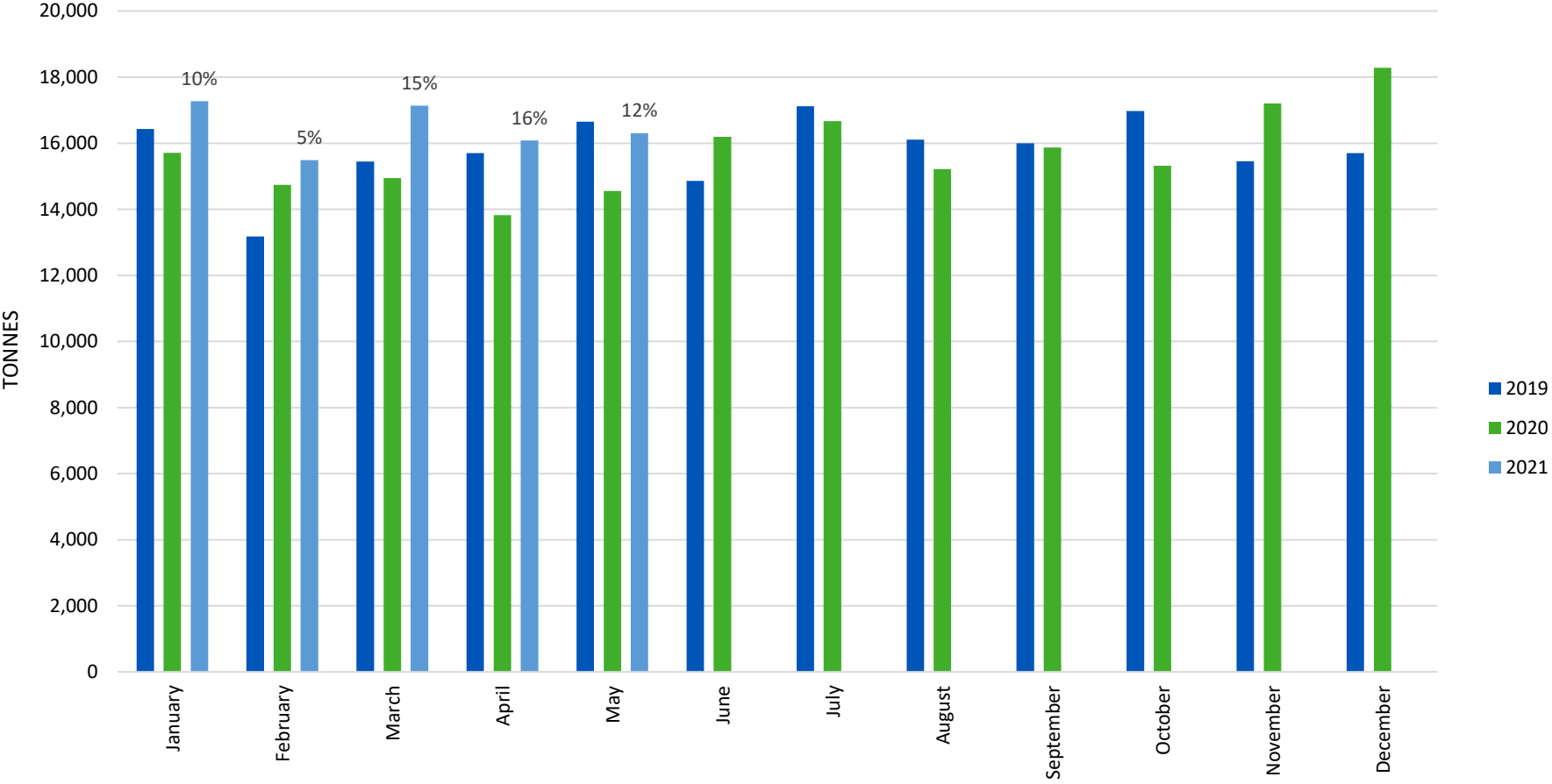
Monthly Inbound Garbage Tonnage*



*data not reconciled

Coquitlam Recycling and Waste Centre - Waste Quantities

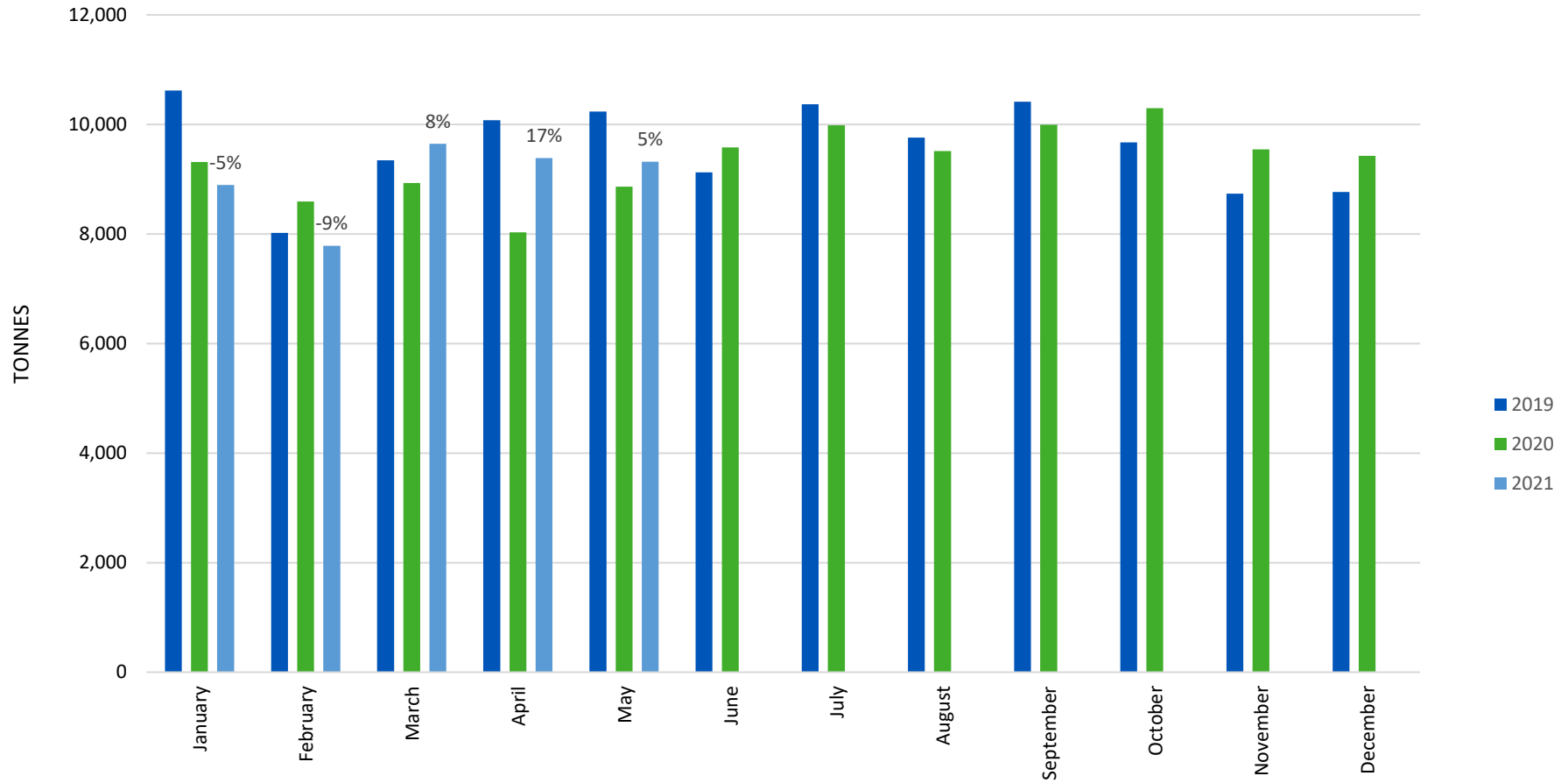
Monthly Inbound Garbage Tonnage*



*data not reconciled

North Shore Recycling and Waste Centre - Waste Quantities

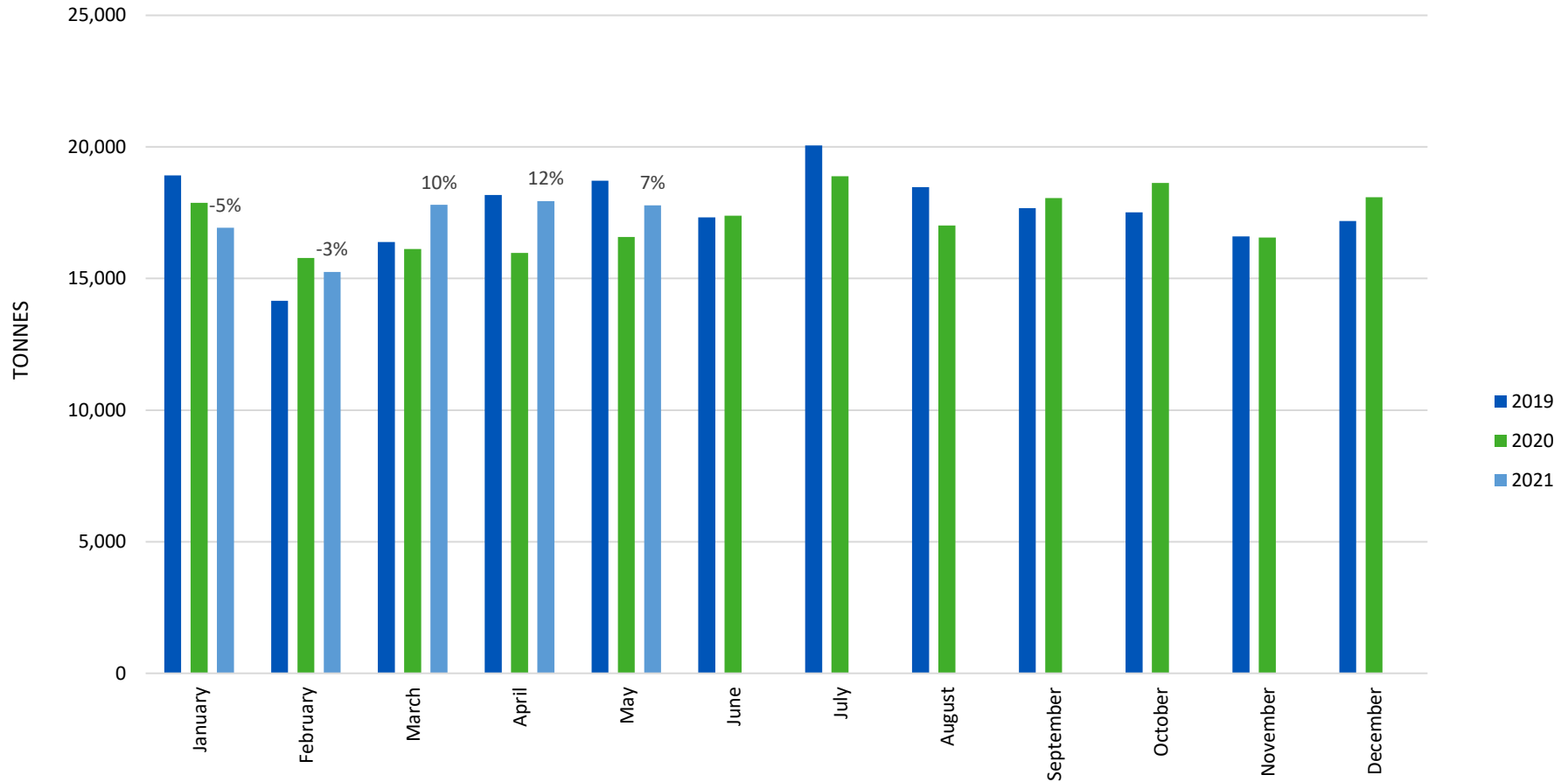
Monthly Inbound Garbage Tonnage*



*data not reconciled

North Surrey Recycling and Waste Centre - Waste Quantities

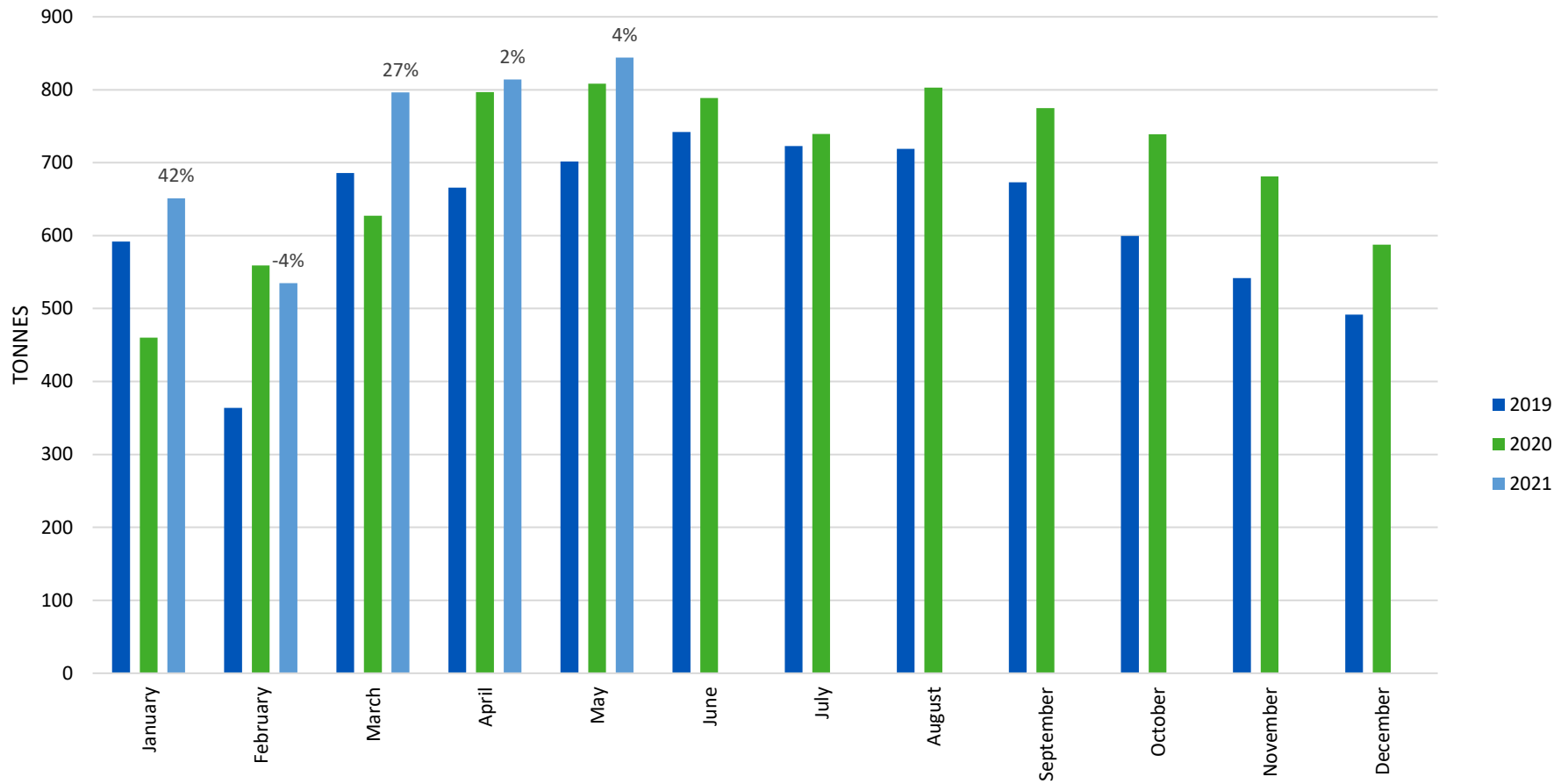
Monthly Inbound Garbage Tonnage*



*data not reconciled

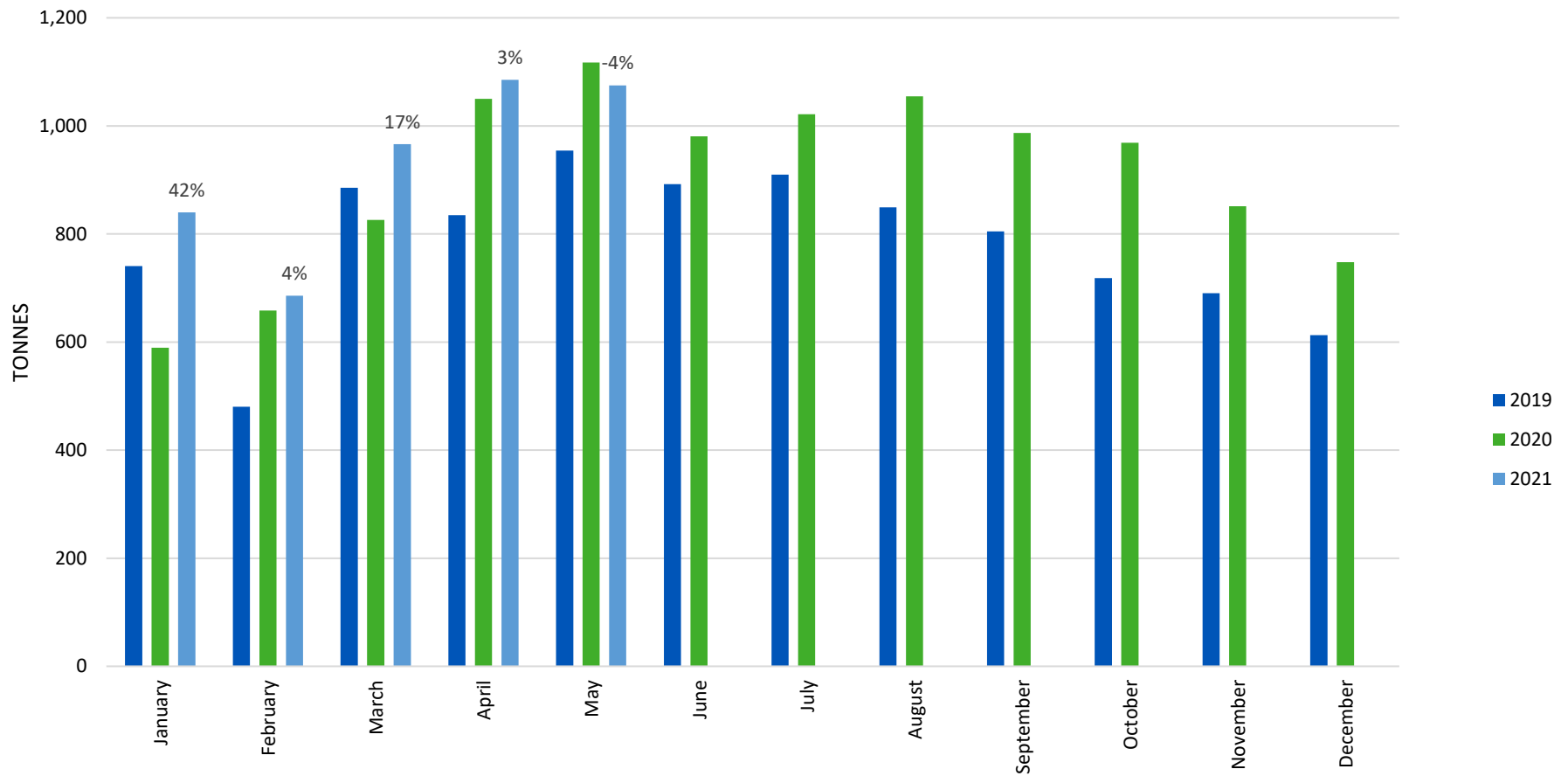
Langley Recycling and Waste Centre - Waste Quantities

Monthly Inbound Garbage Tonnage*



*data not reconciled

Maple Ridge Recycling and Waste Centre - Waste Quantities Monthly Inbound Garbage Tonnage*



*data not reconciled

WMABC – Metro Vancouver – Vancouver

Wednesday, June 9, 2021

2:00 pm – 3:00 pm

ZOOM meeting – Online/Phone

Attendees

WMABC: Lori Bryan, Grant Hankins, David Millman, Josh JansenVandorn, Noel Massey

City of Vancouver: Albert Shames, Chris Underwood, Lynn Belanger

Metro Vancouver: Paul Henderson, Chris Allan, Sarah Evanetz, Marcel Pitre, Paul Litt, Allen Jensen, Sandy Young, Stephanie Liu

AGENDA

1. Metro Vancouver Facility Operational Updates
 - a. Waste-to-Energy Facility Turnaround Times (Attachment 1)
 - b. Disposal ban surcharge data (Attachment 2)
 - New contractor started May 1, resulting in 30% lower inspection rate due to transition, training, and reduced hours. Surcharge rate was consistent with previous months.
 - June numbers should reflect a more normal level
 - Grant asked what the history of the company that's doing the inspections now is:
 - o Chris: they do pipe inspection work for Metro Vancouver in other departments. Now they've branched out and were successful with this contract, hired staff for it, one inspector came over from the Southern Cross team. Seem to be up and running and it's going well so far.
 - Grant asked if there's a big turnover of the inspectors themselves:
 - o Chris: in general, it seems to be more stable than the staffing at the recycling and waste centres. Generally, the inspectors seemed to be more consistent – less staff turnover
 - c. Waste flows (Attachment 3)
 - Waste flows up all around
 - A lot of increase in Vancouver was coming out of the C&D facilities (40% jump in Vancouver) – not just residential garbage. But it's still lower than 2019 May... probably in Vancouver in 2019 they had the same C&D/demo material at that time. Maybe we have less commercial
 - Albert: big drop has been in commercial waste in last few years
 - Differences are even more apparent at the landfill – where the increase due to C&D/demo is really apparent
 - Extract the demo numbers (exclude demo garage) for the City of Vancouver waste flows for next time. So it's more comparable to MV numbers, likely will show we're down from 2019 but we'll come back with that data
 - At VSTS, you can see that it's actually comparable / a bit of a drop from 2019 numbers. More

correlated to the drop in commercial waste quantities. Due to rerouting and more significantly just businesses are closed. There is one hauler where we have unexplained differences in the amount of waste they are bringing into the MV system

- Non-account is still quite a bit up; smaller transfer stations are still quite a bit higher than 2019
- Large transfer stations are tracking similar to or slightly under 2019 numbers
- Will be interesting to see what happens as restaurants and offices get up and running more fully.
- WMABC asked about waste flow projections this year:
 - o Chris: we're projecting that by year-end we will be around 900,000MT garbage, so slightly below 2019 but higher than 2020. A couple more months of data will really help determine/fine-tune our projections

2. City of Vancouver Operational Updates

- Not much change
- Repairs went smoothly
- Everything going fairly well
- Power issue a couple days ago resulted in delays but up and running again in half an hour (at VSTS)

3. United Boulevard Recycling and Waste Centre Follow-ups

- Scheduling opportunity for trucks to test run various features at the facility (Commercial Vehicle Access and Uses (Clean-out Area, De-tarping hot load)
 - o Not quite ready to schedule this yet
 - o Don't have a firm opening date for United Boulevard yet
 - o As soon as we know when we're able to schedule this, we will do so by connecting with Lori
- Lights/interchange on United Boulevard and King Edward
 - o Main entrance of facility is set up for signalization in future
 - Spoke with City and they're open to monitoring the situation. If signalization is needed, it's easy to set it up
 - Will share info with City and make decision in future, and work with operator with any issues around the entrance
 - o King Edward – left turn going north onto king ed from united boulevard – monitored with cameras, and left turn light is controlled by a smart camera that monitors vehicles in the left turn lane going north. Controls the length of light based on amount of vehicles. **So** it should respond automatically to heavier traffic without additional adjustments

4. Facility Hours and Tipping Fee Structure Review – presentation and questionnaire dry-run

- North Surrey – in summer, 5-6pm isn't really being used too much. More so with landscaping customers but not so much for commercial customers
- North Shore – similar story, but even less use from 3pm onwards

- Coquitlam – open til 6pm year round. Big drop off after 4 but there is still some usage from 5-6pm year round (higher compared to the other facilities). Many hauling companies are based in this area
- Waste-to-energy facility usage – there is some usage from 5-6 and 6-7pm, but by 7pm it really peters out to virtually nothing until the morning
- **Questions around hours of operation:**
 - o After 6pm, you get to a whole new structure in terms of staffing – will need to add shifts
 - o **Grant:** the main issues are in the emergency situation where on a one off scenario we need a facility open a bit earlier, can call in and get them to wait. Maybe a process like that would be more useful.
 - **Paul:** given the scale of the system, it's a hard thing to implement
 - Not a simple thing to have a reliable thing where someone can open the scale on call. Security issues exist too.
 - Paul would rather have posted hours that are publicly announced and have good service for everyone
 - o **Noel:** for that last hour from 5-6pm, do you need that facility completely staffed for that one hour, or could you have fewer staff and still manage safely?
 - Paul: yes they do have less staff at less busy times of the day
 - Paul: for the engagement, we should add a slide on these types of considerations of extending hours (issues around cost, challenges from human resources perspective for the contractor, could you do emergency open scenario, etc)
- **Questions on tipping fee structure:**
 - o **Grant:** asked if there's been consideration about taking \$1.3M revenue shortfall and distributing it among the medium, small, and municipal loads as well (not just the large loads).
 - Paul: it's the haulers that get the benefit of reducing the large loads, so rationale is they would just bear the cost. But one option is that everyone bears the cost. If we asked that question of course haulers would say yes distribute to everyone, but that's not fair as the medium and small loads aren't part of the survey
 - o **Lori:** the 3rd question could become a two-part question:
 - Would you support increasing the tip fee to offset reduced revenues
 - Does it make sense to increase only large load rate or distribute added cost to everybody
 - o Grant: Original Purpose behind differential rates per load size was to recognize cost of processing small loads. If the cost is spread through all the rates, would it be done on an equal basis? Based on some sort of proportional measurement?
 - If you distribute over everybody, equally, it ends up being \$1-2 per tonne increase. Add this column to the table too with this scenario

- Grant: Industry will need some sort of messaging from MV for customers to explain the change in rates.
- Target a 1-hour workshop for Late June at this point. Goal is to do any changes for the October budget report. Let us know if this plan looks ok for your industry
- Can add a slide with a chart showing the rate per tonne and how it changes over the load weight. Simple way to show the concept that you have the rate per tonne flat, then gradually drops, then flattens again. Just to show conceptually how it works
- We will send the powerpoint presentation today to this group, and then send an updated version when we have one

Future:

- Explore banned material reloads at United Boulevard Recycling and Waste Centre, after operations begin

Next Meeting: To be confirmed – Suggestions: **Wednesday July 7 pm**, or Thursday July 8 at 1:30 pm

Attachments:

1. Waste-to-Energy Facility Turnaround Times
2. Disposal Ban Surcharge Data
3. Waste Flows

Summary of Action items Above:

- Waste Flow Graphs – exclude demo garbage so that City of Vancouver flows can be more comparable to MV numbers
- Schedule opportunity for trucks to test run features at United Boulevard, as soon as we are able to (connect with Lori)
- Engagement on hours of operation and tipping fee structure:
 - Send PowerPoint presentation from today to the group (and an updated version when we have one)
 - Add slide on types of considerations for extending hours (including cost issues, human resources challenges for contractor, scenario for emergency / on-call opening of facilities.)
 - Add question on whether it makes sense to increase large load rate only, or distribute the additional cost to all customers
 - Add column to table to show the \$/tonne increase across the board if we distribute additional cost evenly across all weight/rate categories
 - Add slide with chart showing how the rate per tonne changes during the transition from one weight category to the next.
 - Grant Hankins suggested need for messaging from MV to explain change in rates (*later*)
 - 1-hr workshop in late June – send out details and invitation
- Schedule net meeting July 7 -- *done*

WMABC – Metro Vancouver – Vancouver

Wednesday, July 7, 2021

2:00 pm – 3:00 pm

ZOOM meeting – Online/Phone

Attendees

WMABC: Lori Bryan, Grant Hankins, David Millman, Josh JansenVandorn, Noel Massey

City of Vancouver: Albert Shames, Chris Underwood, Lynn Belanger

Metro Vancouver: Paul Henderson, Lynne Vidler, Stephanie Liu

AGENDA

1. Metro Vancouver Facility Operational Updates
 - a. Waste-to-Energy Facility Turnaround Times (Attachment 1)
 - b. Disposal ban surcharge data (Attachment 2)
 - c. Waste flows (Attachment 3)
2. City of Vancouver Operational Updates
3. Zero Waste Committee reports of interest – July 16, 2021
 - Industry Advisory Committee Draft Terms of Reference
 - Pre-Engagement Results - Solid Waste Management Plan Update
 - 2020 Disposal Ban Inspection Program Results
4. Facility Hours and Tipping Fee Structure Review – updates

Pending action items:

- Schedule opportunity for trucks to test run features at United Boulevard Recycling and Waste Centre
- Explore banned material reloads at United Boulevard Recycling and Waste Centre, after operations begin

Next Meeting: To be confirmed – August or September?

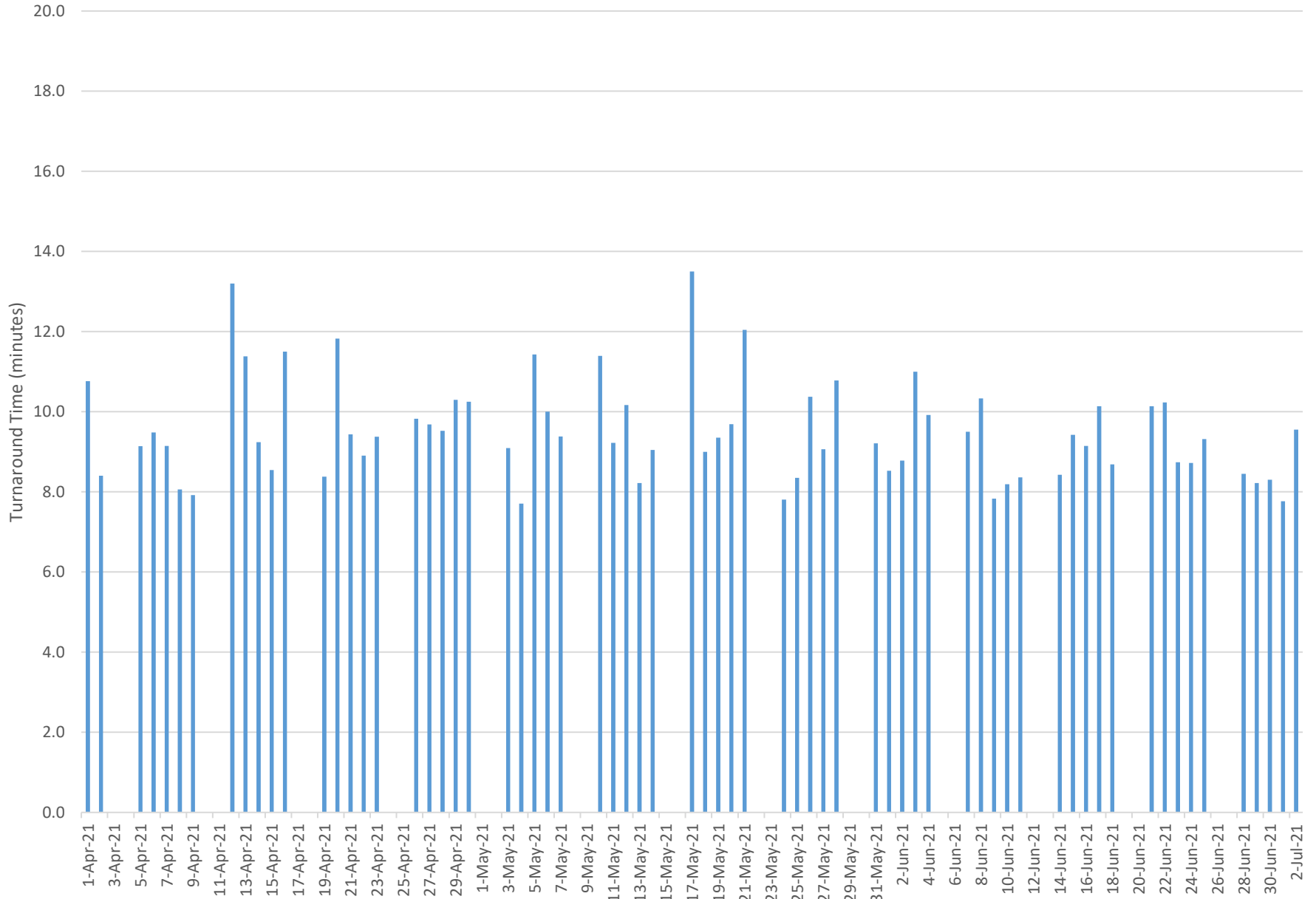
Attachments:

1. Waste-to-Energy Facility Turnaround Times
2. Disposal Ban Surcharge Data
3. Waste Flows

46487615



WTEF Turnaround Time (10 am - 3 pm)



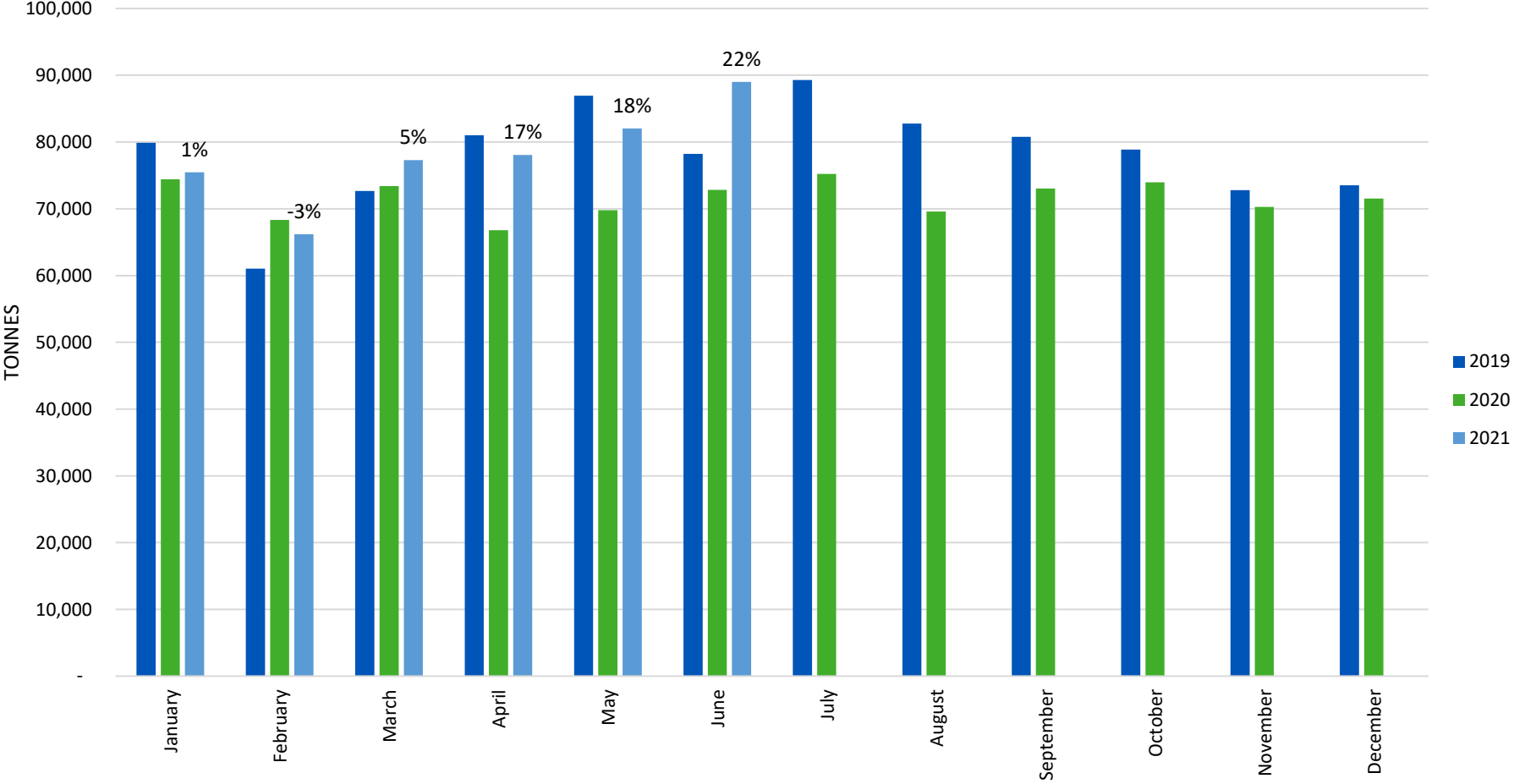
Metro Vancouver Monthly Disposal Ban Program Data

	2021 Monthly Surcharges*						
Banned Materials	Jan (Commercial Loads in brackets)	Feb (Commercial Loads in brackets)	Mar (Commercial Loads in brackets)	Apr (Commercial Loads in brackets)	May (Commercial Loads in brackets)	Jun (Commercial Loads in brackets)	Total (Commercial Loads in brackets)
Automobile Waste	1 (1)	0 (0)	0 (0)	0 (0)	0 (0)	0 (0)	1 (1)
Battery(ies)	1 (0)	0 (0)	0 (0)	0 (0)	0 (0)	0 (0)	1 (0)
Beverage Containers >5%	1 (1)	0 (0)	1 (1)	0 (0)	0 (0)	0 (0)	2 (2)
Clean Wood >5%	3 (3)	5 (5)	9 (9)	7 (5)	5 (4)	5 (5)	34 (31)
Corrugated Cardboard > 5%	74 (69)	80 (72)	98 (91)	84 (83)	30 (29)	26 (25)	392 (369)
Dusty Loads	2 (2)	11 (10)	7 (7)	10 (10)	0 (0)	1 (1)	31 (30)
Electronics	117 (106)	137 (122)	159 (150)	74 (67)	42 (40)	24 (22)	553 (507)
EPS (Polystyrene Packaging) >20%	7 (7)	11 (10)	5 (5)	5 (5)	3 (3)	14 (14)	45 (44)
Food Waste >25%	24 (24)	27 (27)	30 (30)	18 (18)	3 (3)	0 (0)	102 (102)
Green Waste >5%	1 (0)	3 (0)	1 (0)	2 (0)	3 (1)	1 (0)	11 (1)
Gypsum	20 (17)	14 (11)	13 (10)	15 (9)	1 (0)	3 (0)	66 (47)
Hazardous Waste	2 (2)	0 (0)	0 (0)	0 (0)	0 (0)	0 (0)	2 (2)
Inert Filled	1 (0)	0 (0)	0 (0)	0 (0)	2 (1)	0 (0)	3 (1)
Large Containers >205L	2 (2)	2 (2)	3 (3)	1 (1)	0 (0)	1 (0)	9 (8)
Liquids or Sludge	1 (1)	1 (1)	6 (6)	3 (2)	7 (7)	0 (0)	18 (17)
Mattress(es)	42 (34)	28 (22)	44 (39)	32 (26)	14 (14)	15 (10)	175 (145)
Mixed Recyclable Materials >5%	24 (24)	22 (22)	25 (25)	20 (20)	18 (13)	13 (12)	122 (116)
Oil, Oil Filters, and Oil Containers	2 (1)	6 (6)	10 (10)	2 (2)	4 (3)	0 (0)	24 (22)
Other Recyclable Containers >5%	0 (0)	0 (0)	1 (1)	0 (0)	1 (1)	0 (0)	2 (2)
Oversized Object	34 (33)	34 (30)	51 (45)	22 (19)	35 (30)	27 (27)	203 (184)
Paint or Paint Containers	9 (8)	9 (9)	9 (8)	11 (8)	11 (8)	6 (6)	55 (47)
Pharmaceuticals	0 (0)	0 (0)	1 (1)	0 (0)	0 (0)	0 (0)	1 (1)
Propane Tanks	2 (2)	1 (1)	2 (1)	3 (0)	0 (0)	0 (0)	8 (4)
Recyclable Paper >5%	0 (0)	2 (1)	2 (2)	0 (0)	0 (0)	0 (0)	4 (3)
Tires	13 (13)	11 (11)	11 (10)	12 (11)	7 (5)	5 (5)	59 (55)
Wire, Hosing, Rope, or Cable >1m	1 (1)	4 (4)	6 (6)	2 (2)	3 (3)	0 (0)	16 (16)
Monthly Total	384 (351)	408 (366)	494 (460)	323 (288)	189 (165)	141 (127)	1939 (1757)

* Data has not been reconciled.

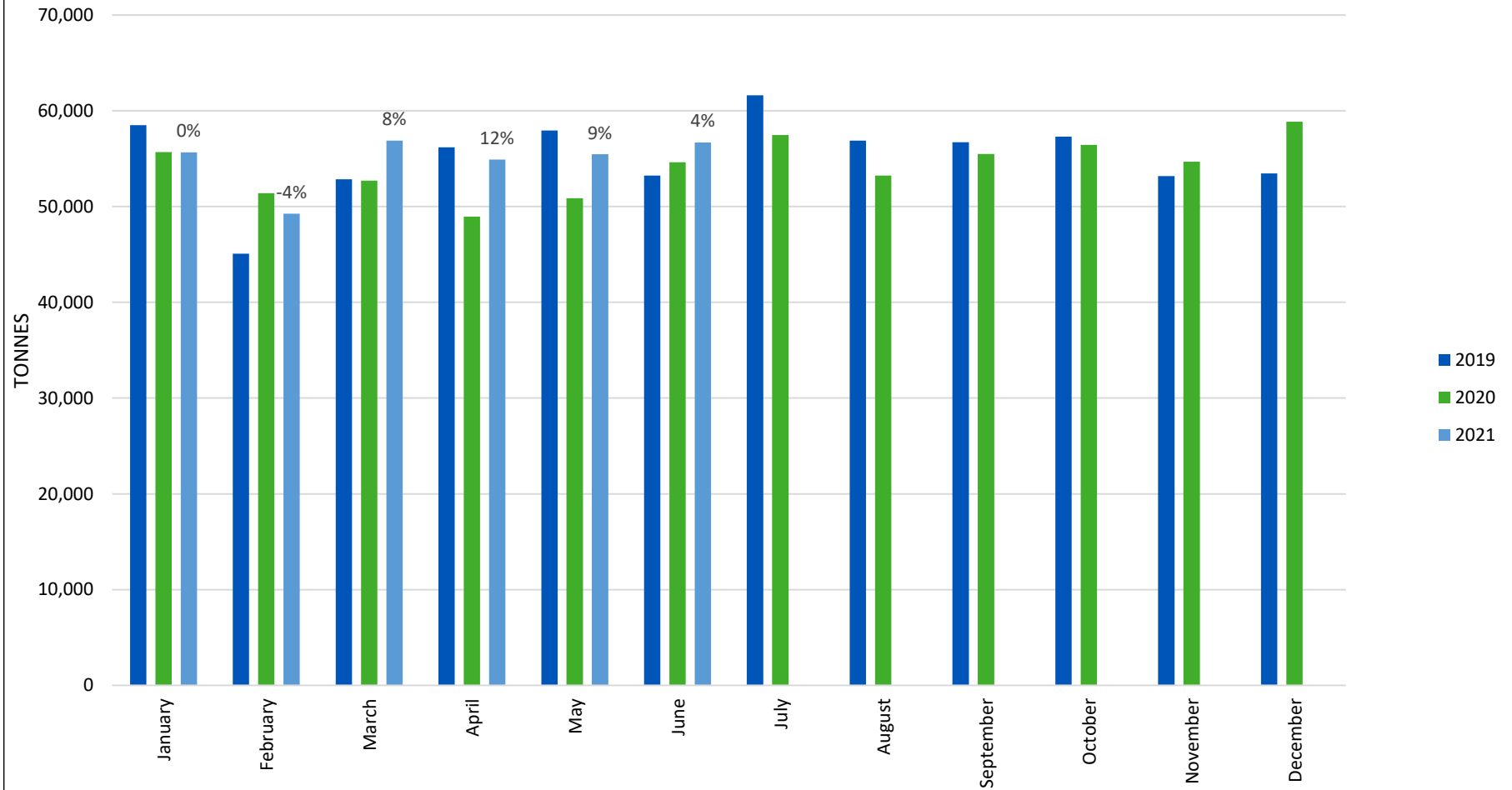
Metro Vancouver* and City of Vancouver Waste Quantities

Monthly Inbound Garbage Tonnage



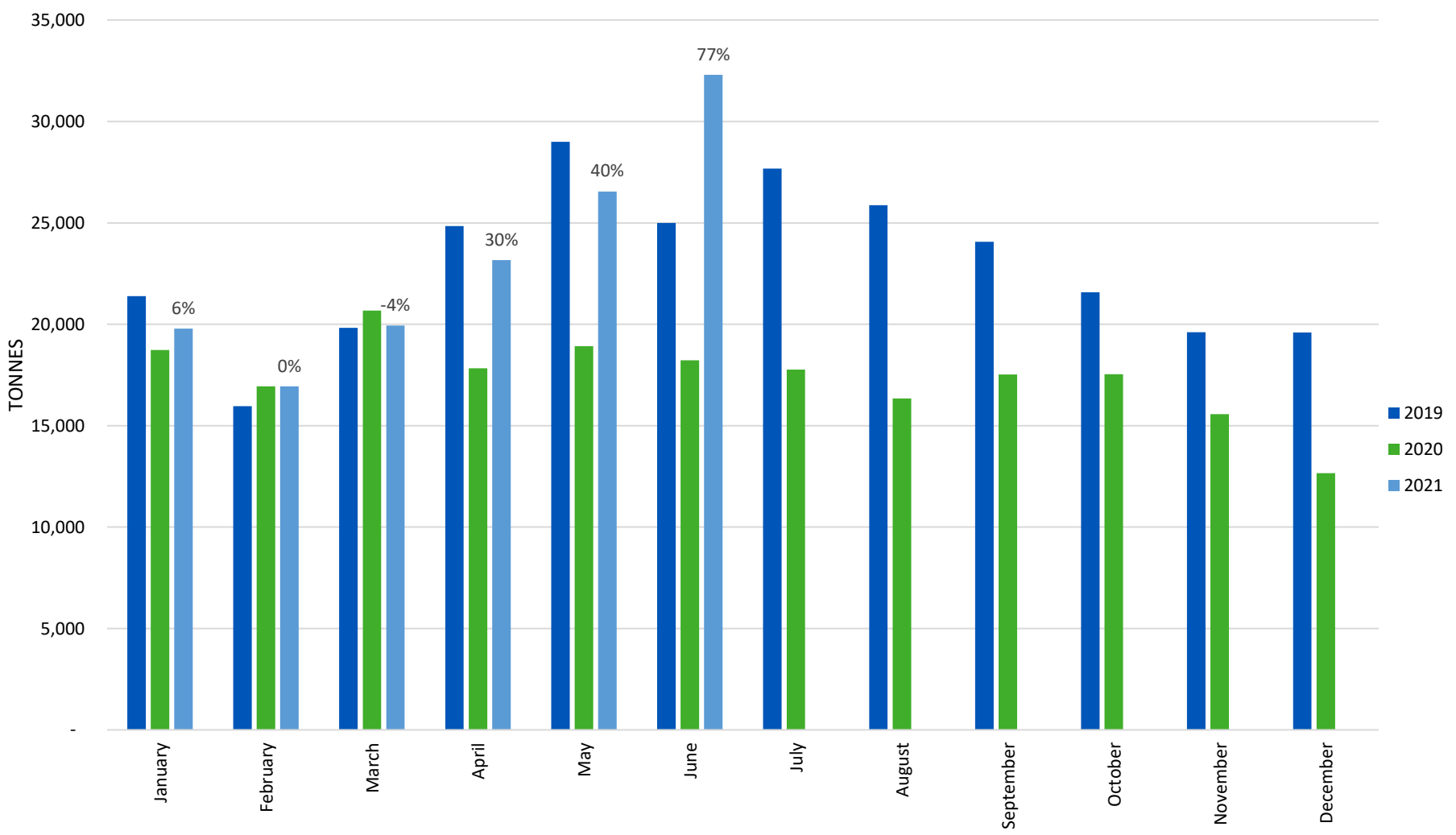
* Metro Vancouver data not reconciled to date

Metro Vancouver Waste Quantities* Monthly Inbound Garbage Tonnage



*Metro Vancouver's Five Recycling and Waste Centres & the Waste-to-Energy Facility

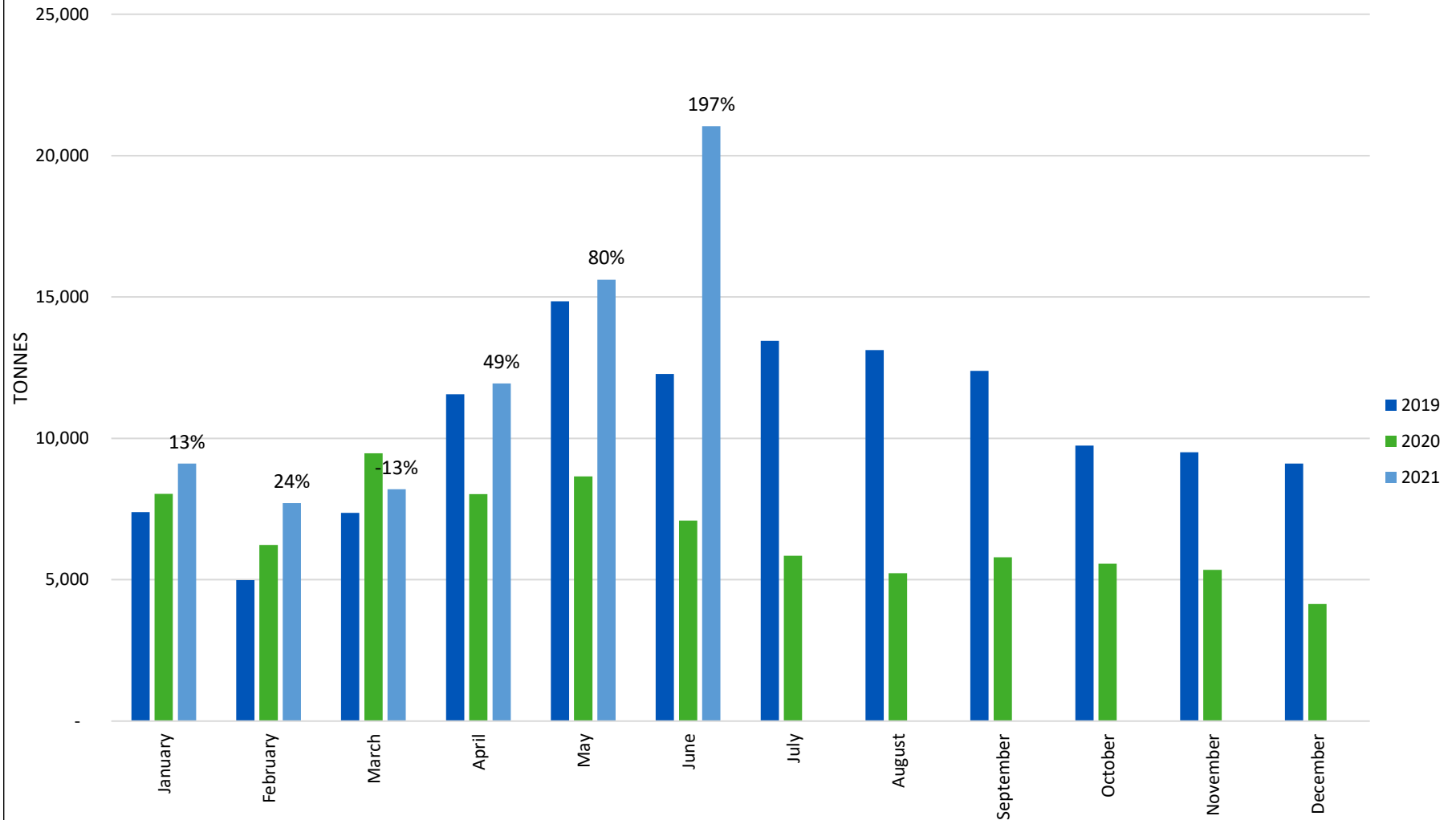
City of Vancouver Waste Quantities* Monthly Inbound Garbage Tonnage



*Vancouver Landfill & Vancouver South Transfer Station

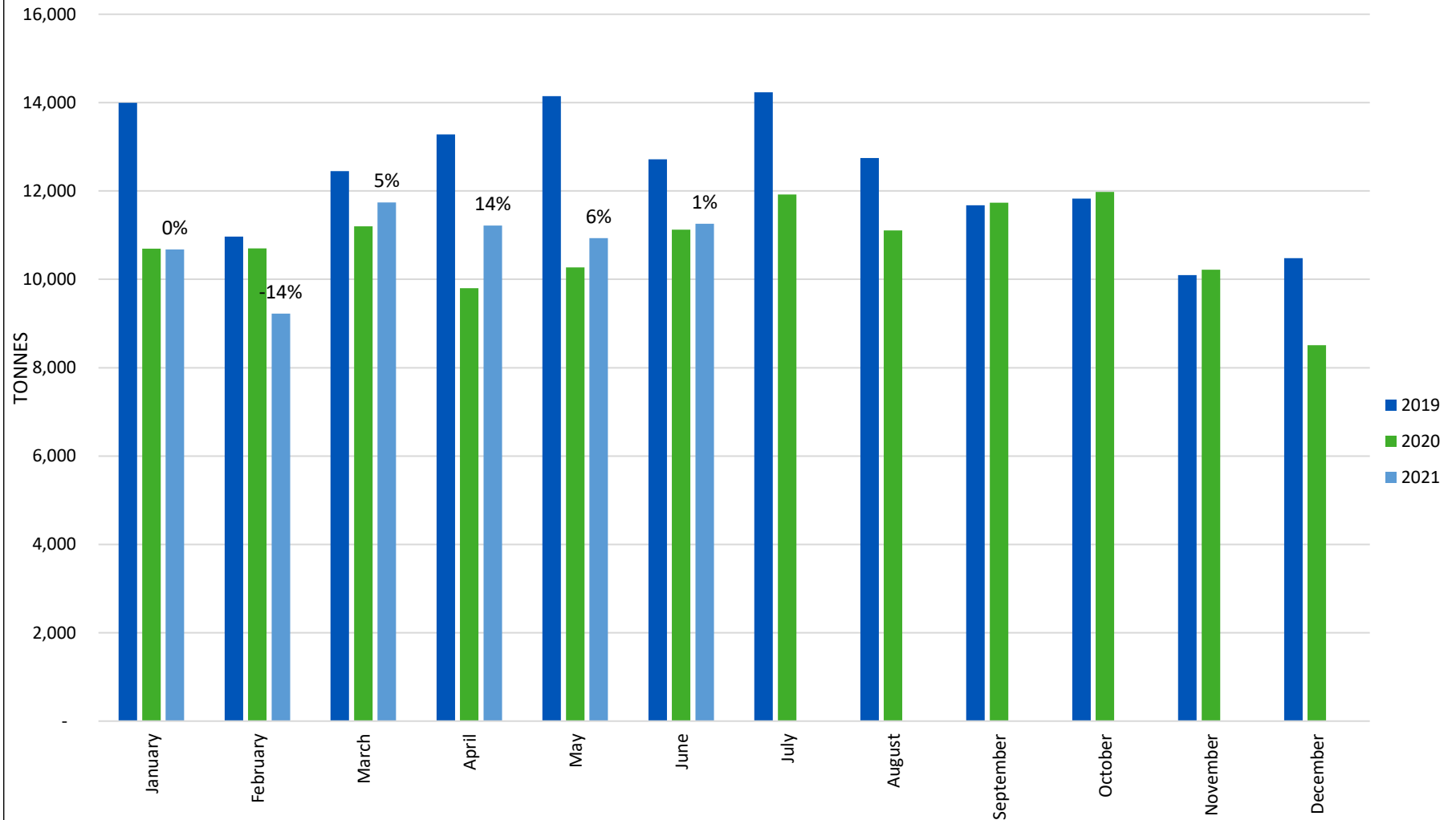
Vancouver Landfill Waste Quantities

Monthly Inbound Garbage Tonnage

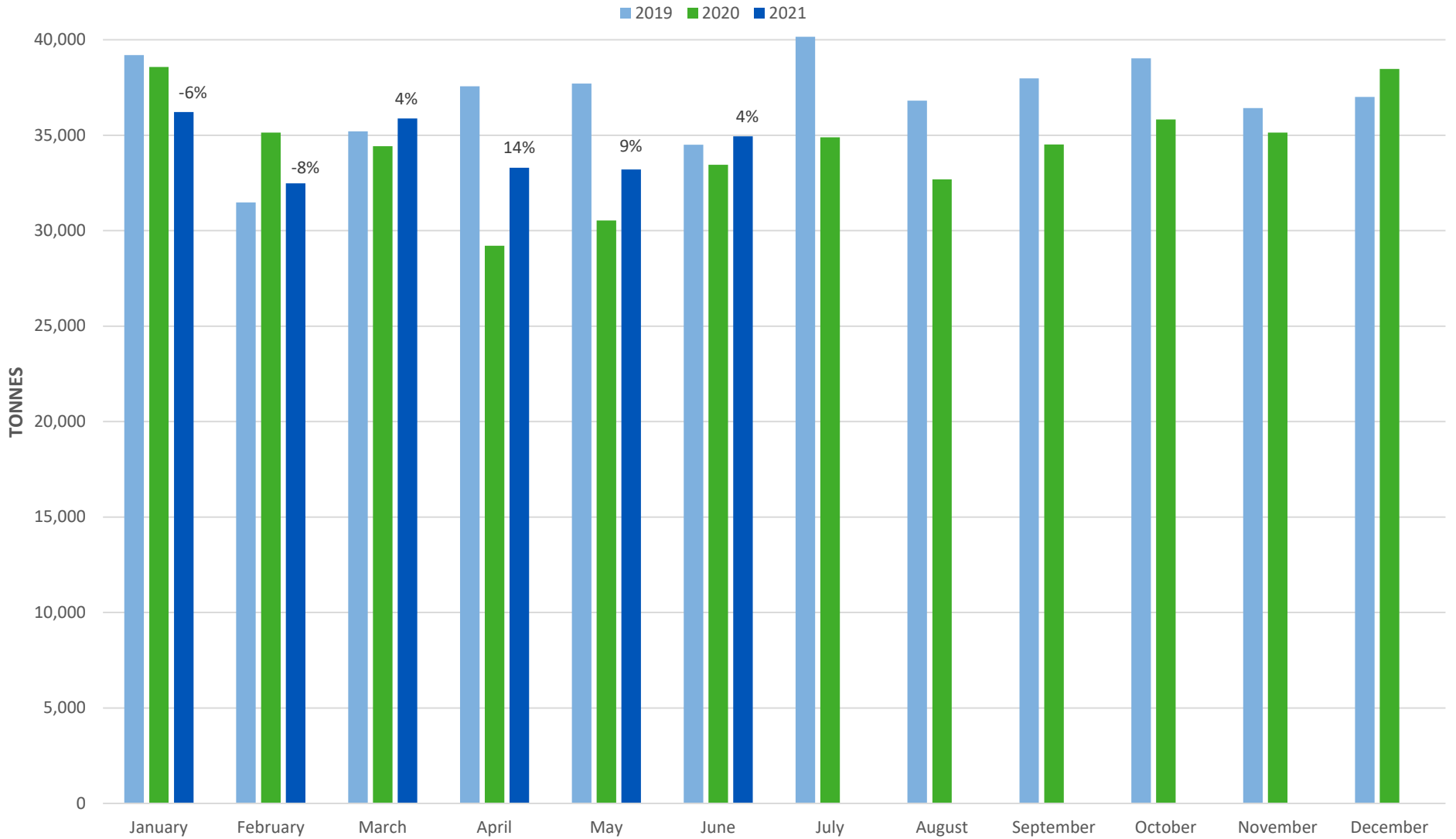


Vancouver South Transfer Station Waste Quantities

Monthly Inbound Garbage Tonnage



2019 - 2021 Monthly Account Customer Tonnage*

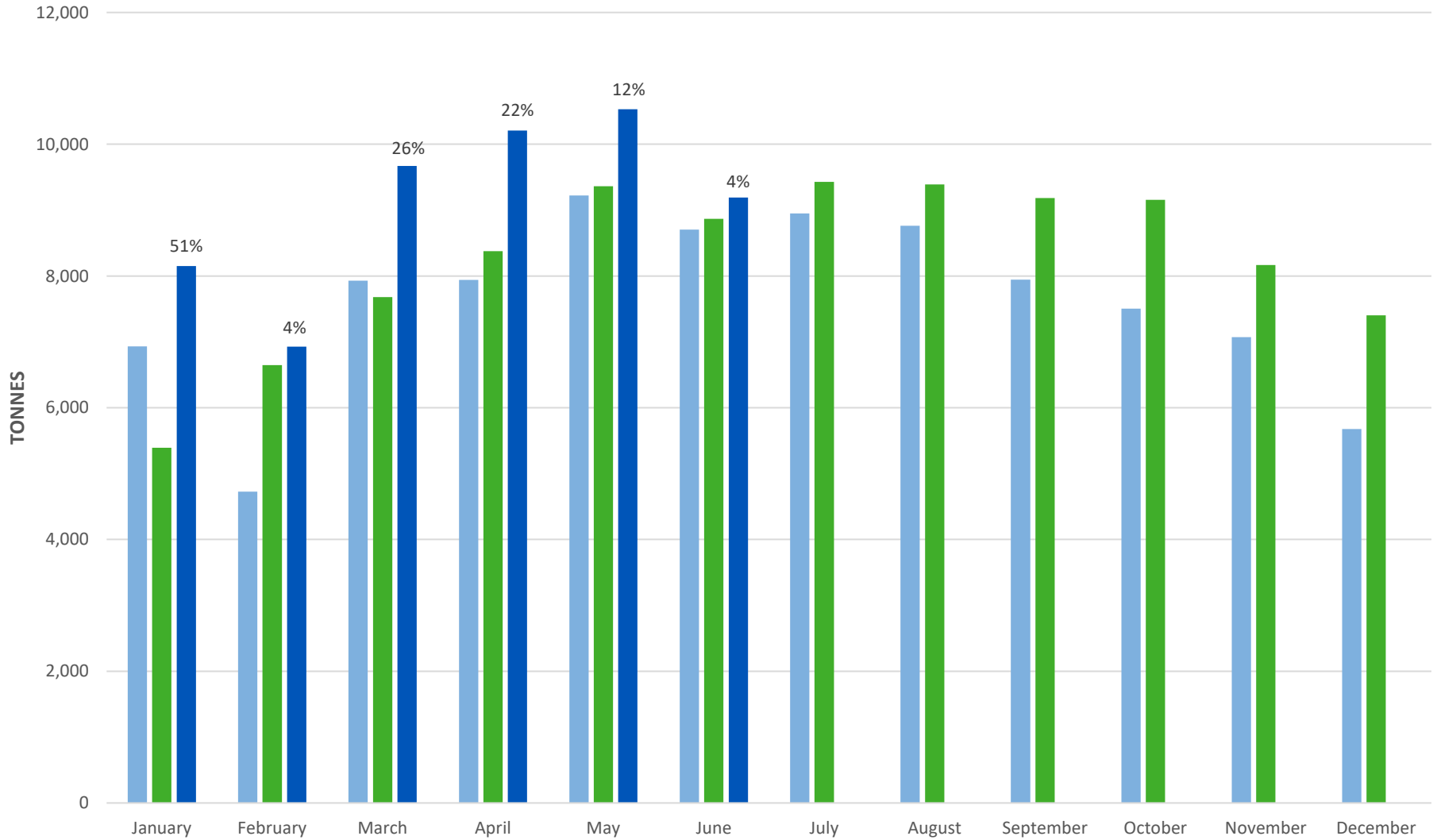


*Coquitlam, North Surrey, North Shore Recycling & Waste Centres & the Waste-to-Energy Facility

*June 2021 data is unreconciled

2019 - 2021 Monthly Non-Account Customer Tonnage*

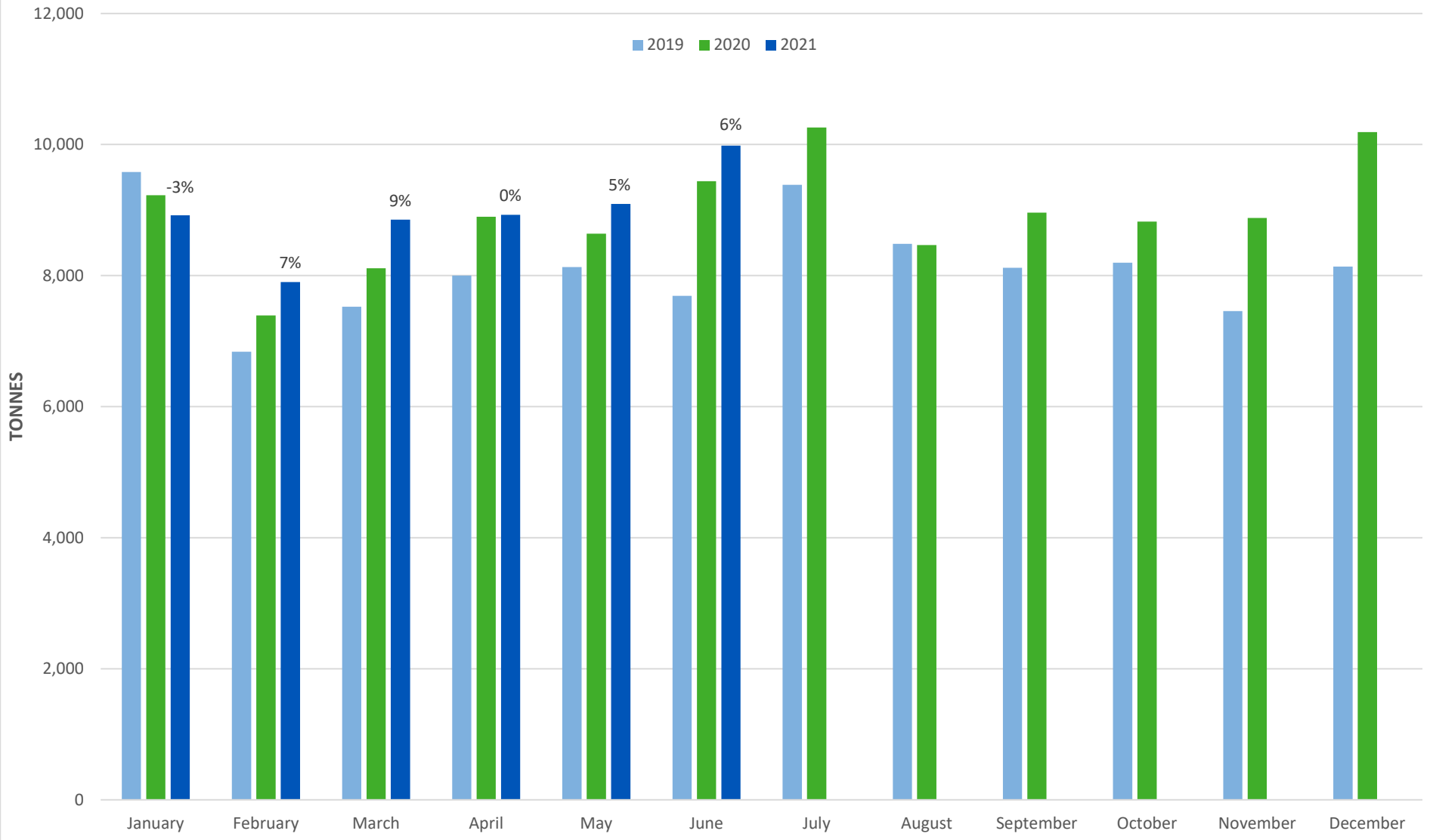
2019 2020 2021



*All Metro Vancouver Recycling & Waste Centres (excludes Waste-to-Energy Facility)

*June 2021 data is unreconciled

2019 - 2021 Monthly Municipal Curbside Tonnage*

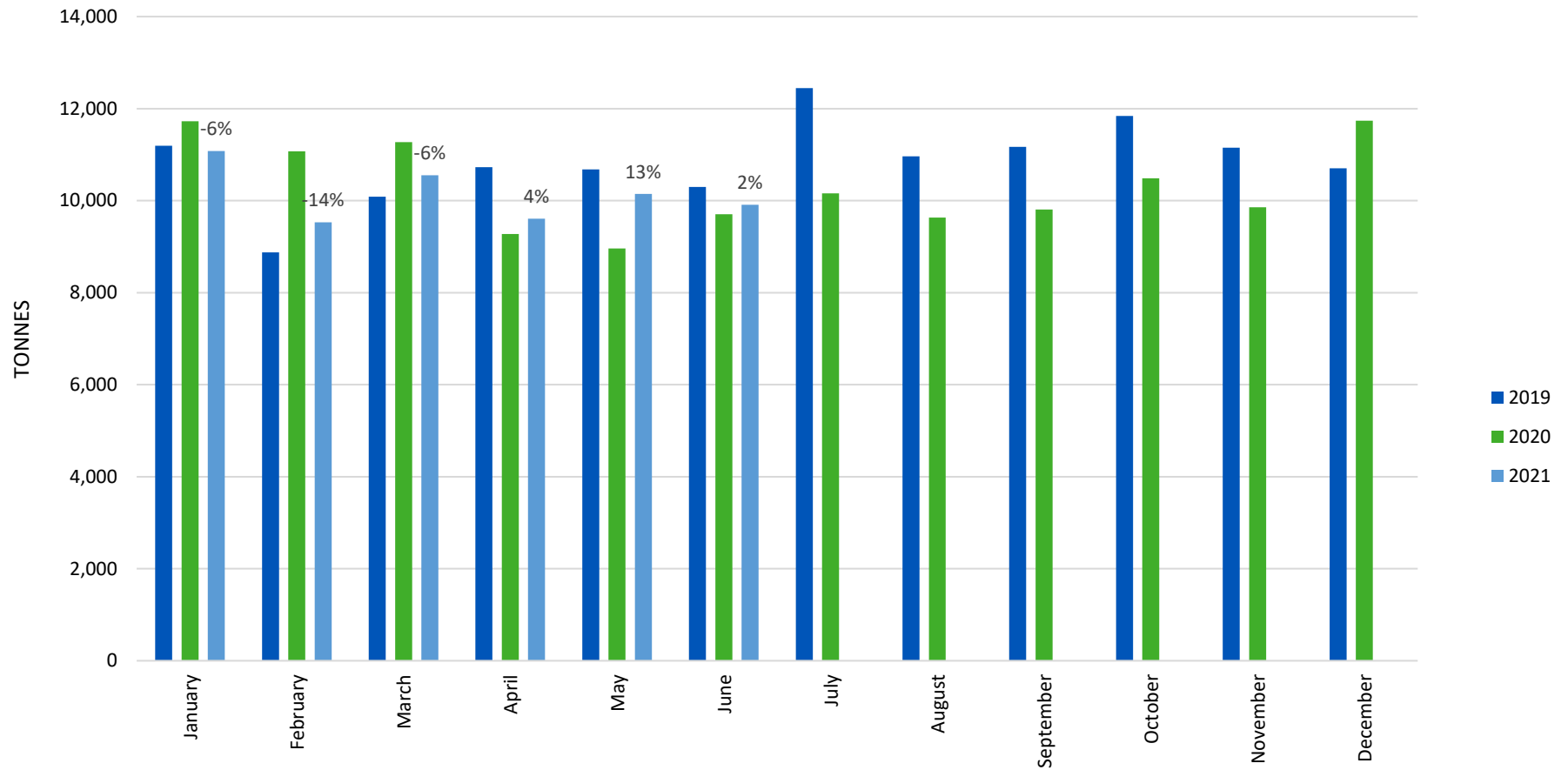


*Coquitlam, North Surrey, North Shore Recycling & Waste Centres & the Waste-to-Energy Facility

*June 2021 data is unreconciled

Waste-to-Energy Facility - Waste Quantities

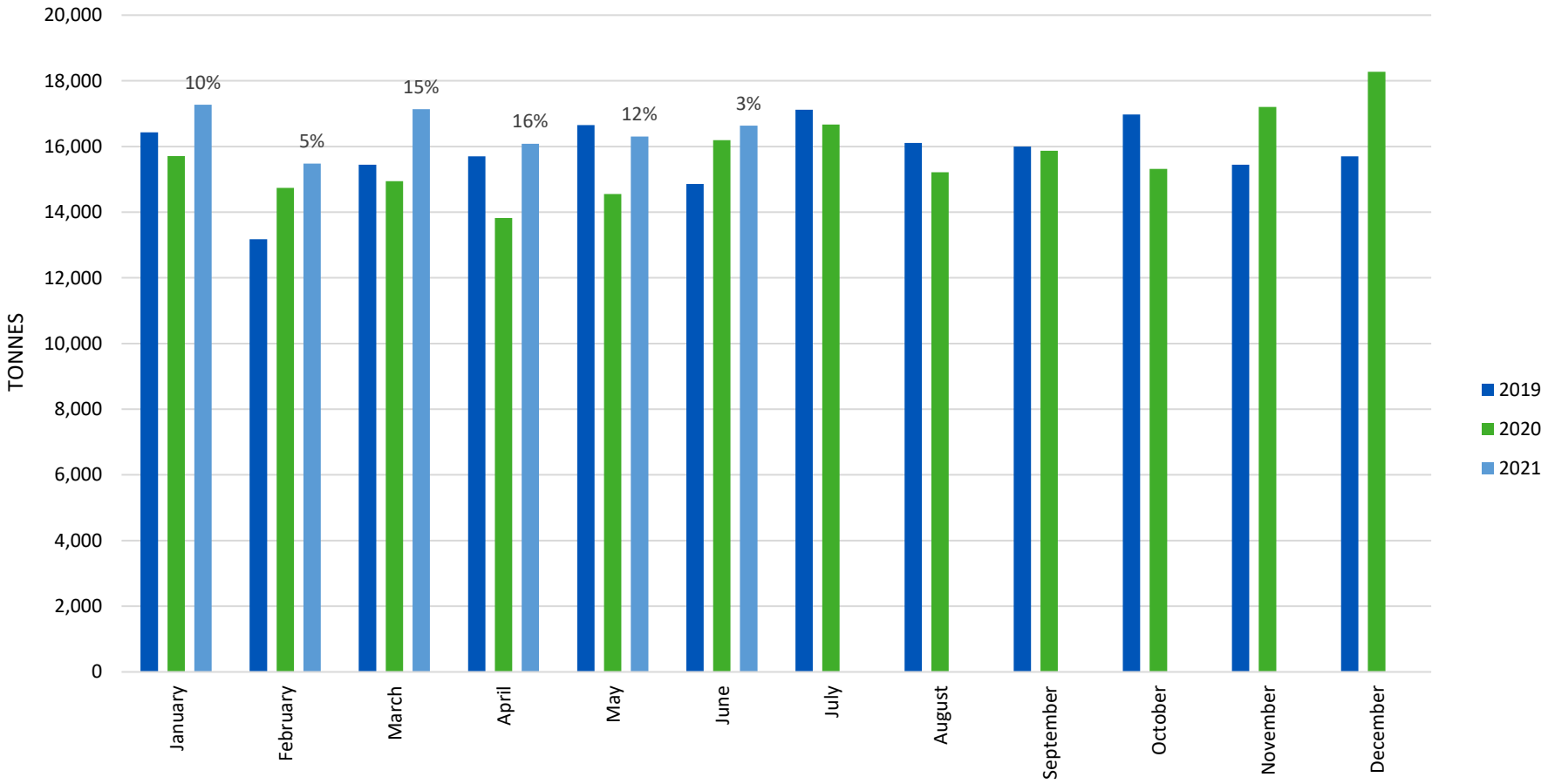
Monthly Inbound Garbage Tonnage*



*data not reconciled

Coquitlam Recycling and Waste Centre - Waste Quantities

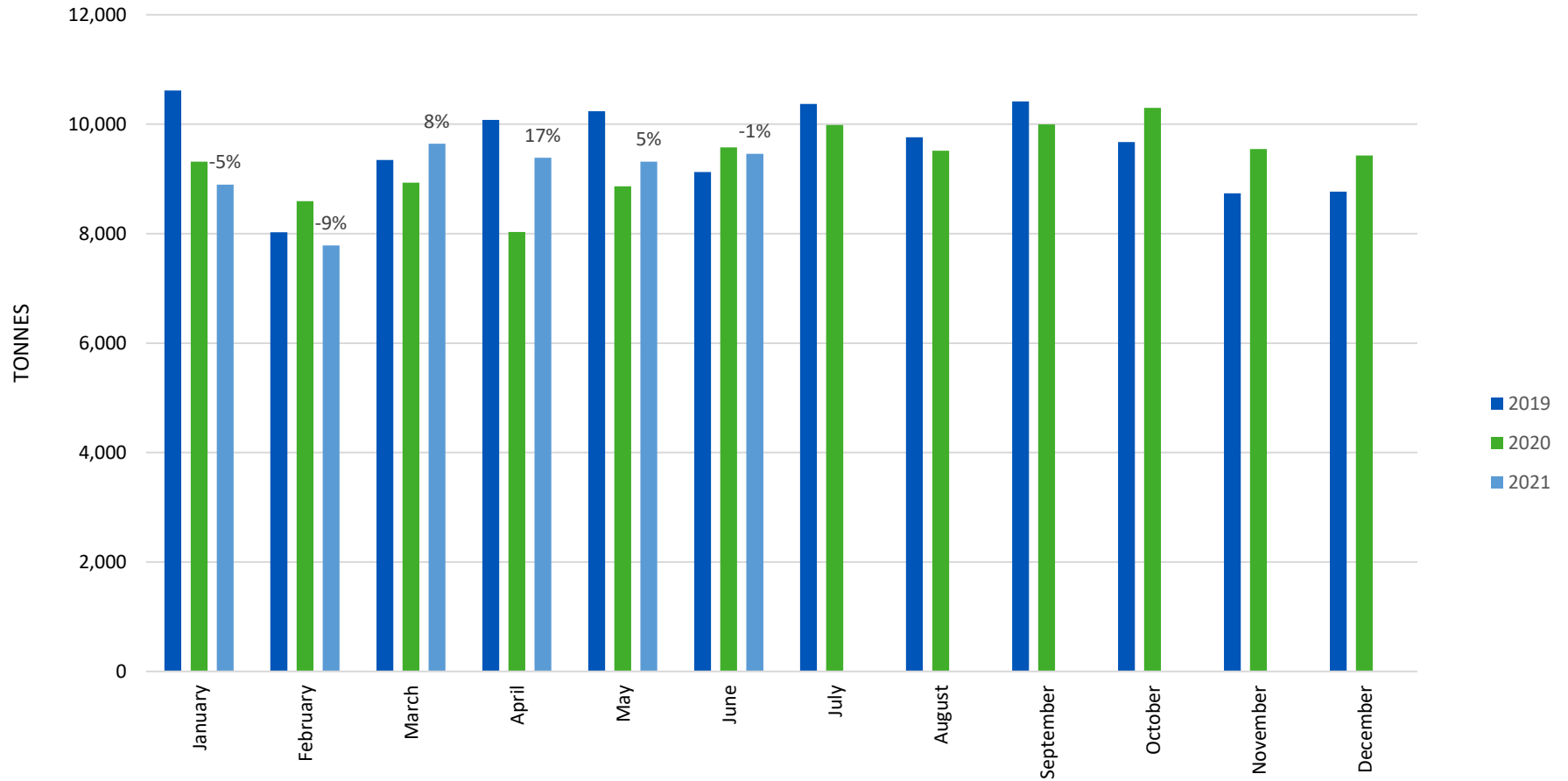
Monthly Inbound Garbage Tonnage*



*data not reconciled

North Shore Recycling and Waste Centre - Waste Quantities

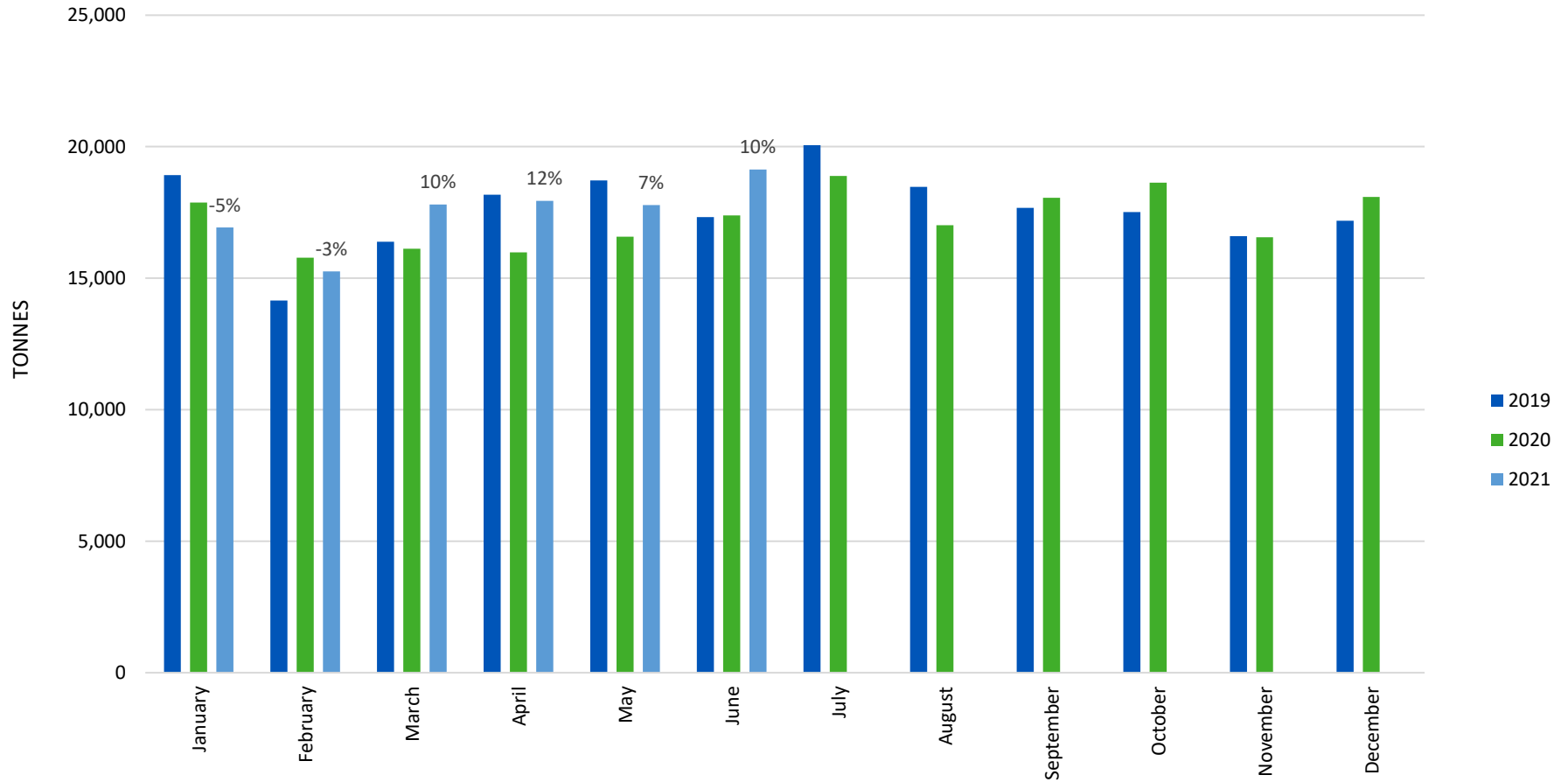
Monthly Inbound Garbage Tonnage*



*data not reconciled

North Surrey Recycling and Waste Centre - Waste Quantities

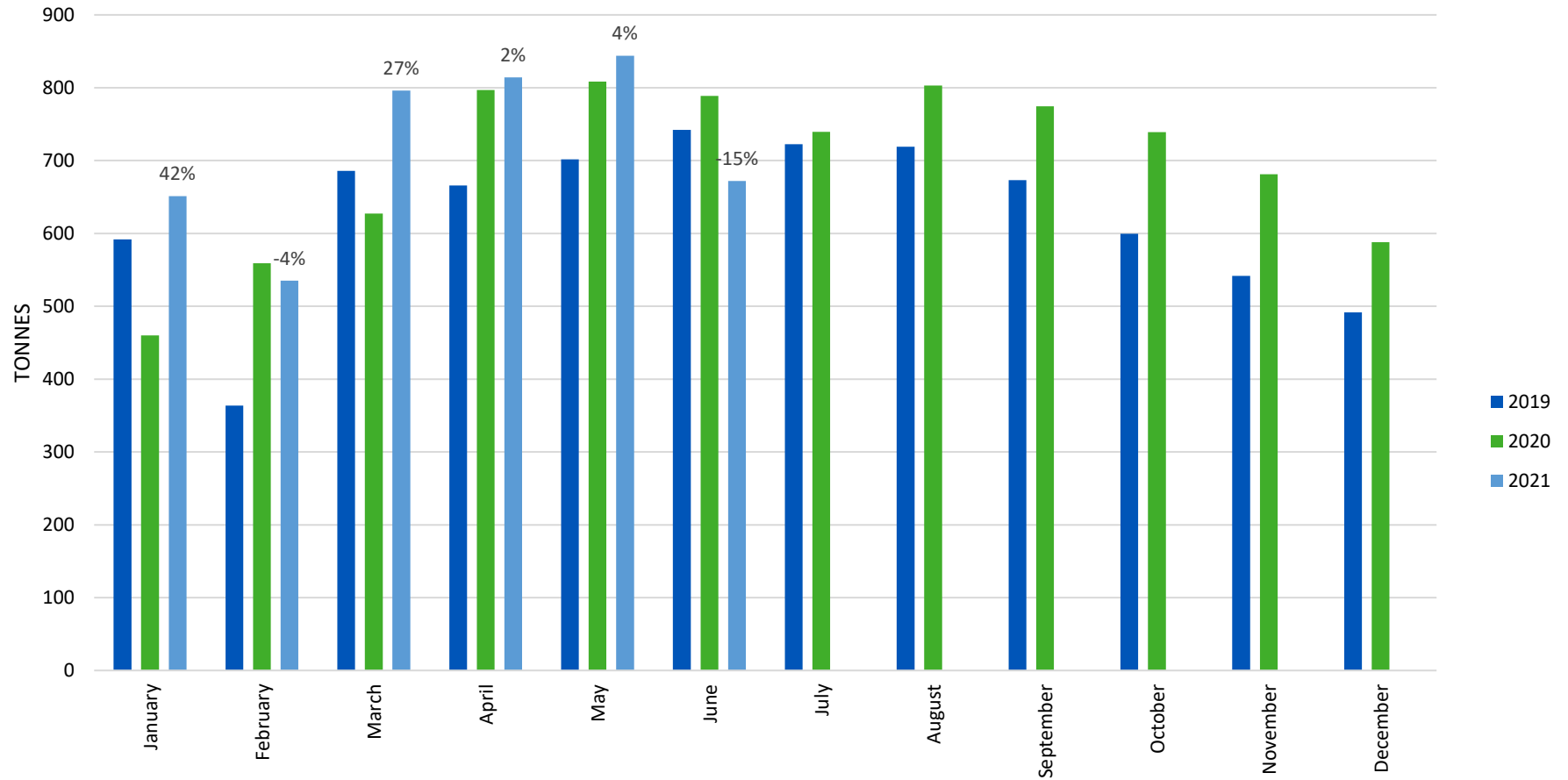
Monthly Inbound Garbage Tonnage*



*data not reconciled

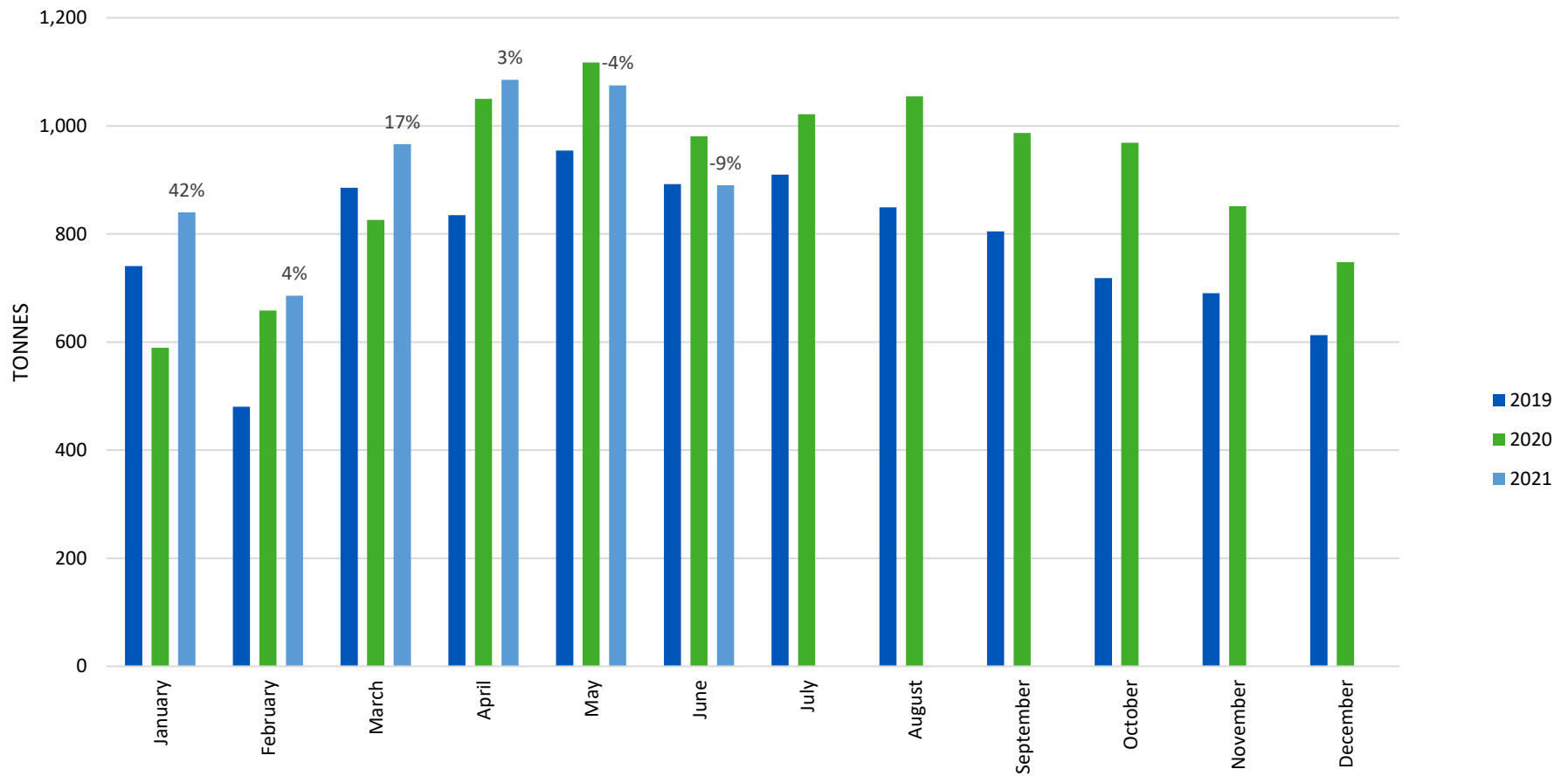
Langley Recycling and Waste Centre - Waste Quantities

Monthly Inbound Garbage Tonnage*



*data not reconciled

Maple Ridge Recycling and Waste Centre - Waste Quantities Monthly Inbound Garbage Tonnage*



*data not reconciled

WMABC – Metro Vancouver – Vancouver

Wednesday, July 7, 2021

2:00 pm – 3:00 pm

ZOOM meeting – Online/Phone

Attendees

WMABC: Lori Bryan, Grant Hankins, David Millman, Josh JansenVandorn, Noel Massey

City of Vancouver: Albert Shames, Chris Underwood, Lynn Belanger

Metro Vancouver: Paul Henderson, Lynne Vidler, Stephanie Liu, Sandy Young

AGENDA

1. Metro Vancouver Facility Operational Updates
 - a. Waste-to-Energy Facility Turnaround Times (Attachment 1)
 - b. Disposal ban surcharge data (Attachment 2)
 - Grant asked: what's the purpose of publishing the company's names of their dollar values of surcharges.
 - o Paul: explained the previous FOIPPA request from Vancouver Sun reporter. List of things to FOI every year. Determined to be releasable information.
 - o Since we started publishing, avoids waiting for FOI. And it's no longer a featured news piece in last number of years
 - Paul: we do intend to do a pilot on recovering items at United Boulevard
 - United Boulevard: opening date being pushed back due to unexpected challenges with getting Occupancy. Could be a few months down the road – still don't have a date. Beedie is continuing to extend the lease on the existing facility on a month to month basis, as long as we need it.
 -
 - c. Waste flows (Attachment 3)
 - Next meeting: will pull out demo garbage in the charts
 - Fix the chart colours so they're consistent (i.e. dark is 2019 or 2021 (not flipped) – be consistent
 - Small facilities tonnes are down a bit – not sure why. Will continue to monitor
2. City of Vancouver Operational Updates
 - Major repair at VSTS are completed – our trucks are using the facility again
 - Reminder around speeding at the VLF – continuous issue.
3. Zero Waste Committee reports of interest – July 16, 2021
 - Industry Advisory Committee Draft Terms of Reference
 - Questionnaire will be sent to waste and recycling database after report goes to the Board

- Pre-Engagement Results - Solid Waste Management Plan Update
 - Questionnaire on the public and technical advisory committee(s) will be sent out after the Zero Waste Committee meeting
 - Lori asked if there are a set number of people for the committee – we don't know yet. Also good question is whether only 1 rep from each sector, or multiple are allowed
- 2020 Disposal Ban Inspection Program Results – deferred to September

4. Facility Hours and Tipping Fee Structure Review – updates

- Lori will send in their weekly update to try to get more responses to the questionnaire.
- We will issue one more reminder the Monday or Tuesday before the questionnaire closes.
- Lori requesting extending the deadline by few more days for the questionnaire because we had technical glitches and there was a stat holiday. → MV agreed.
- The feedback from the questionnaire will be provided to the same waste and recycling industry group that was invited to the webinar. Then, any adjustments that will be made will be communicated as we're making the adjustments
- Grant asked: when MV is reviewing the tipping fee structure, in 2015 we went to the new structure; when looking at it now, will we also review the **transaction fee**, and is there a better way to do this rather than adding the transaction fee.
 - We haven't had any direction to change this. It hasn't changed from \$5 the entire time.
 - Small loads are more expensive to manage (per transaction)
 - Grant: for haulers it just complicates the administration of processing each ticket. Should have a discussion on how to achieve the results we need, but in a way that helps hauler on the administrative side
 - Could be a good thing to discuss with the Industry Advisory Committee, for future years' changes

Grant asked about illegal dumping:

- Has dumping increased after the fee has been put in place?
- MV collects data quarterly and has presented it to WMABC in the past
- Bring illegal dumping data to the next meeting / September meeting
 - Seems like illegal dumping spiked at beginning of covid and leveled off since then
- Dave requested data broken down with illegally dumped drywall specifically

Pending action items:

- Schedule opportunity for trucks to test run features at United Boulevard Recycling and Waste Centre – consider possibly doing this a couple weeks prior to opening

- Explore banned material reloads at United Boulevard Recycling and Waste Centre, after operations begin
- United Boulevard - aim to schedule a tour for mid-September week of the 20th or the 27th (around a month before opening) and invite broader WMABC participation – connect with Lori on how best to structure this. Probably a walk-through.

Lori: asked about handwashing stations

- Any data on how much those stations are being used?
- Paul Litt: quite popular up until 2 months ago; haven't followed up recently but will do so.
- For September meeting: bring back information on use of handwashing stations, along with recommendation on how long to keep them (perhaps just through to the end of the Fall. Also dependent on covid numbers possibly changing in the Fall

Next Meeting: To be confirmed – August or September? → schedule a meeting in early Sept after labour day -- >September 15th.

Attachments:

1. Waste-to-Energy Facility Turnaround Times
2. Disposal Ban Surcharge Data
3. Waste Flows

Summary of Action Items Above:

- Waste flow charts (**Lynne/Chris**):
 - Pull out demo garbage for next meeting
 - Fix the inconsistent colours (first few charts have the dark blue as 2019 ut the last few charts have the dark blue as 2021)
 - Continue to monitor the lower tonnage at the two smaller facilities to see if it's a trend.
- Facility Hours and Tipping Fee Structure Review (**Sandy**):
 - Lori will include in her weekly update – hopefully we will see more responses
 - Extend deadline by a few more days, and issue a reminder a few days before the new deadline
- Industry Advisory Committee – note future discussion item: review transaction fee (**Sandy**)
- At September meeting, present Illegal dumping data, including a chart specific to gypsum/drywall (**Sandy/Adrianna**)
- At September meeting – bring update on use of handwashing stations, along with recommendation on how long to keep them (**Paul Litt / Chris / Lynne**)
- Schedule opportunity for trucks to test run features at United Boulevard (**Paul Litt/Marcel**)
- Schedule walk-through tour for haulers the week of September 20th or 27th (**Paul Litt/Marcel**)
- Next meeting: September 15 → **Lynne** could you schedule this or ask Jean to? I will send you the list of invitees I usually include.

WMABC – Metro Vancouver- Vancouver

September 17, 2021

2:00 – 3:00 pm

ZOOM meeting – Online/Phone

Attendees

WMABC: Lori Bryan, Grant Hankins, Noel Massey, David Millman, Josh JansenVandorn

City of Vancouver: Albert Shames, Chris Underwood, Lynn Belanger, Jonathan McDermott

Metro Vancouver: Paul Henderson, Chris Allan, Sarah Evanetz, Marcel Pitre, Paul Litt, Lynne Vidler,
Adriana Velazquez

AGENDA

1. MV Facility Operational Updates
 - a. Waste-to-Energy Turnaround Times (Attachment 1)
 - b. Disposal ban surcharge data (Attachment 2)
 - c. Waste Flows (Attachment 3)
2. City of Vancouver Operational Updates
3. Zero Waste Committee reports of interest – September 10, 2021
 - a. 2020 Disposal Ban Program Update
 - b. Illegal Dumping in Metro Vancouver
 - c. Continuous Improvement, Innovation, and Collaboration with Adjacent Regional Districts
4. Industry Advisory Committee/ SWMP Advisory Committee Update
5. Tipping Fee Update
6. Action items –
 - a. Provide an update on use of handwashing stations (Paul Litt)
 - b. Schedule opportunity for truck test run at United Boulevard (Paul Litt/ Marcel)
 - c. Schedule United Boulevard walk through tour for haulers (Paul Litt/ Marcel)

Next meeting: To be confirmed – Thursday, October 7th

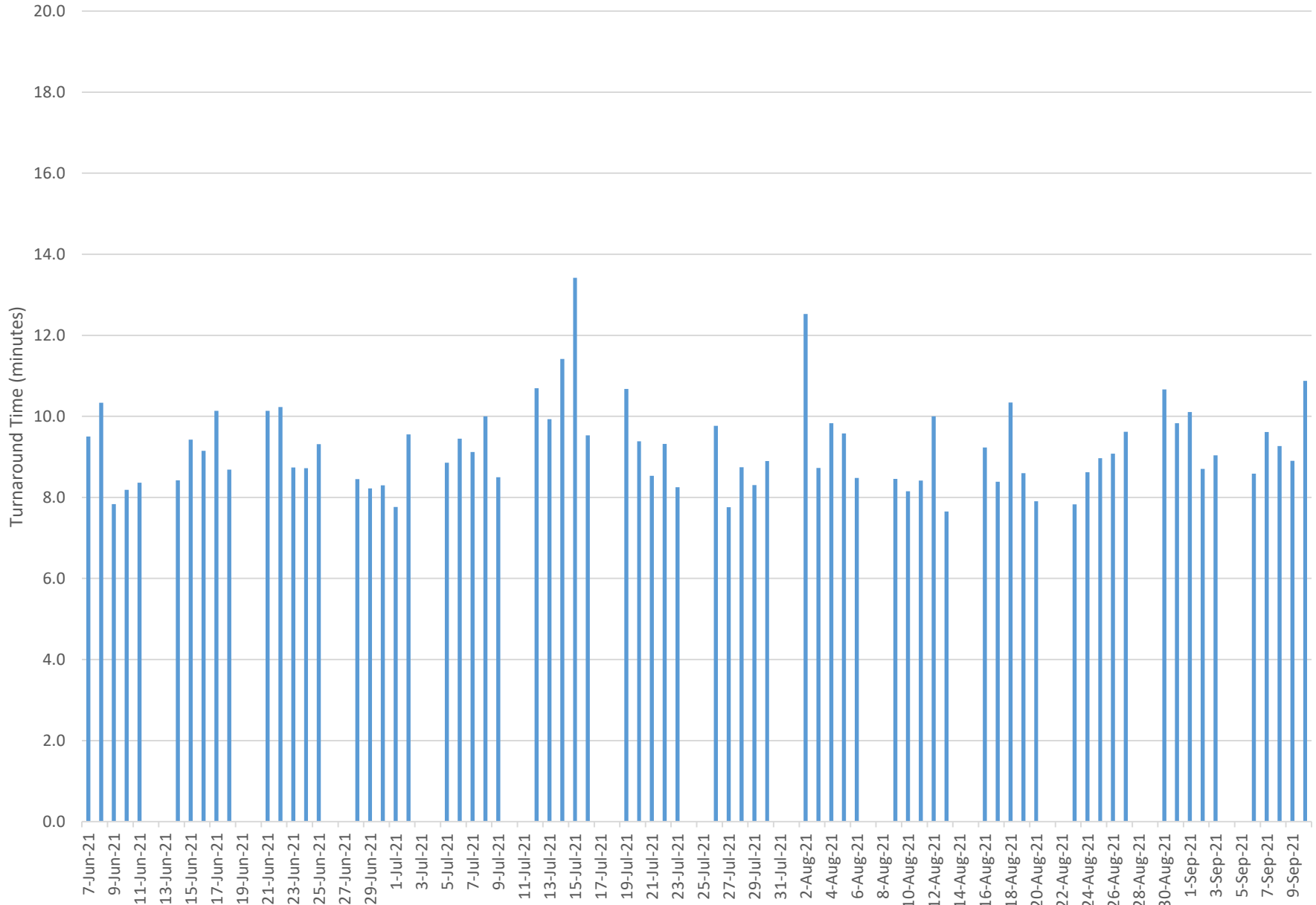
Attachments:

1. Waste-to-Energy Facility Turnaround Times
2. Disposal Ban Surcharge Data
3. Waste Flows

47819680



WTEF Turnaround Time (10 am - 3 pm)



Metro Vancouver Monthly Disposal Ban Program Data

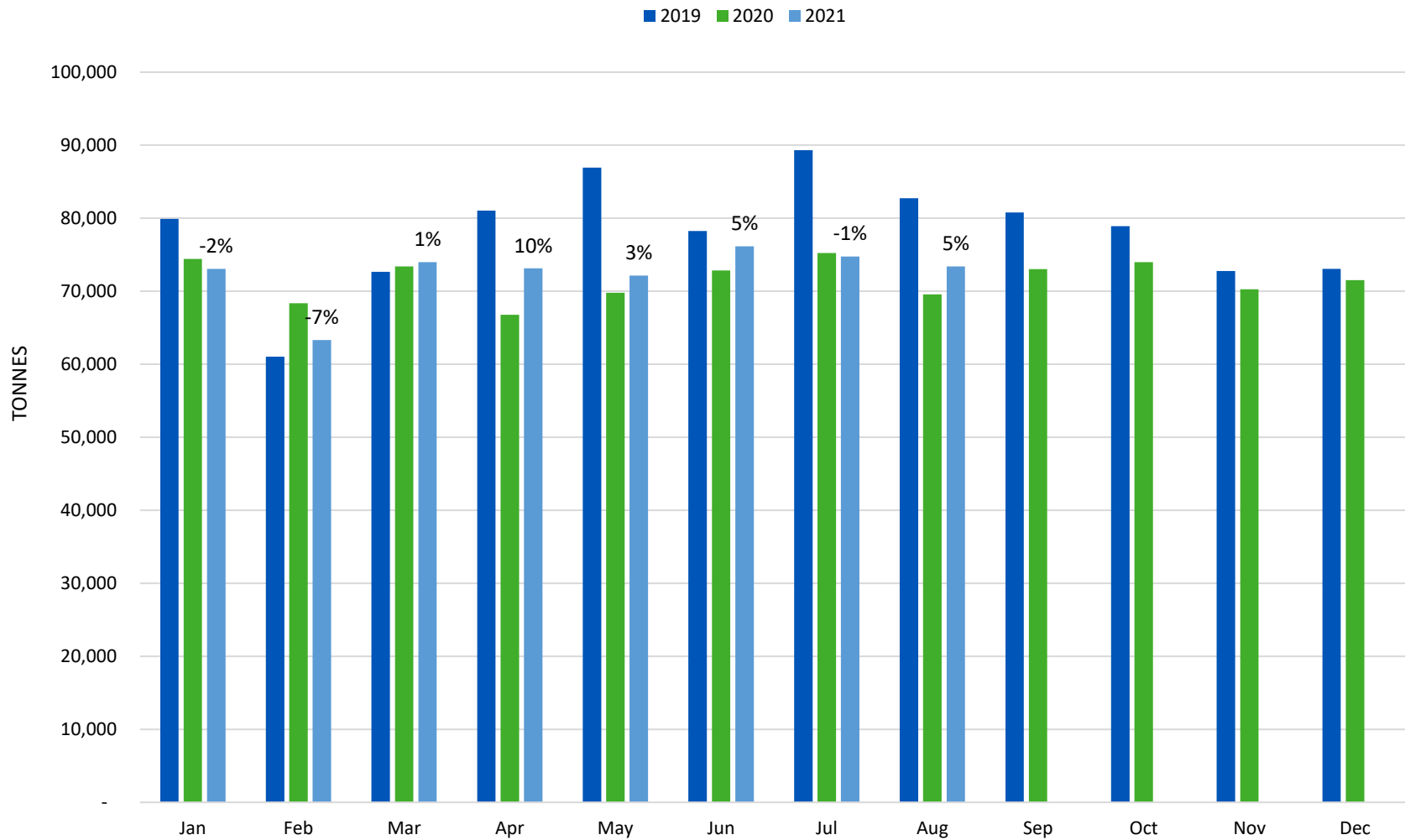
	2021 Monthly Surcharges*								
	Jan (Commercial Loads in brackets)	Feb (Commercial Loads in brackets)	Mar (Commercial Loads in brackets)	Apr (Commercial Loads in brackets)	May (Commercial Loads in brackets)	Jun (Commercial Loads in brackets)	Jul (Commercial Loads in brackets)	Aug (Commercial Loads in brackets)	Total (Commercial Loads in brackets)
Banned Materials									
Automobile Waste	1 (1)	0 (0)	0 (0)	0 (0)	0 (0)	0 (0)	0 (0)	0 (0)	1 (1)
Battery(ies)	1 (0)	0 (0)	0 (0)	0 (0)	0 (0)	0 (0)	0 (0)	0 (0)	1 (0)
Beverage Containers >5%	1 (1)	0 (0)	1 (1)	0 (0)	0 (0)	0 (0)	1 (0)	0 (0)	3 (2)
Clean Wood >5%	3 (3)	5 (5)	9 (9)	7 (5)	5 (4)	5 (5)	6 (6)	8 (6)	48 (43)
Corrugated Cardboard > 5%	74 (69)	80 (72)	98 (91)	84 (83)	30 (29)	26 (25)	20 (19)	38 (33)	450 (421)
Dusty Loads	2 (2)	11 (10)	7 (7)	10 (10)	0 (0)	1 (1)	1 (1)	5 (4)	37 (35)
Electronics	117 (106)	137 (122)	159 (150)	74 (67)	42 (40)	24 (22)	12 (7)	60 (57)	625 (571)
EPS (Polystyrene Packaging) >20%	7 (7)	11 (10)	5 (5)	5 (5)	3 (3)	14 (14)	3 (2)	5 (4)	53 (50)
Food Waste >25%	24 (24)	27 (27)	30 (30)	18 (18)	3 (3)	0 (0)	2 (2)	6 (6)	110 (110)
Green Waste >5%	1 (0)	3 (0)	1 (0)	2 (0)	3 (1)	1 (0)	2 (1)	0 (0)	13 (2)
Gypsum	20 (17)	14 (11)	13 (10)	15 (9)	1 (0)	3 (0)	1 (1)	4 (3)	71 (51)
Hazardous Waste	2 (2)	0 (0)	0 (0)	0 (0)	0 (0)	0 (0)	0 (0)	0 (0)	2 (2)
Inert Filled	1 (0)	0 (0)	0 (0)	0 (0)	2 (1)	0 (0)	0 (0)	1 (1)	4 (2)
Large Containers >205L	2 (2)	2 (2)	3 (3)	1 (1)	0 (0)	1 (0)	0 (0)	1 (1)	10 (9)
Liquids or Sludge	1 (1)	1 (1)	6 (6)	3 (2)	7 (7)	0 (0)	0 (0)	2 (2)	20 (19)
Mattress(es)	42 (34)	28 (22)	44 (39)	32 (26)	14 (14)	15 (10)	6 (5)	16 (11)	197 (161)
Mixed Recyclable Materials >5%	24 (24)	22 (22)	25 (25)	20 (20)	18 (13)	13 (12)	1 (1)	3 (2)	126 (119)
Oil, Oil Filters, and Oil Containers	2 (1)	6 (6)	10 (10)	2 (2)	4 (3)	0 (0)	0 (0)	1 (1)	25 (23)
Other Recyclable Containers >5%	0 (0)	0 (0)	1 (1)	0 (0)	1 (1)	0 (0)	0 (0)	1 (1)	3 (3)
Oversized Object	34 (33)	34 (30)	51 (45)	22 (19)	35 (30)	27 (27)	20 (19)	29 (27)	252 (230)
Paint or Paint Containers	9 (8)	9 (9)	9 (8)	11 (8)	11 (8)	6 (6)	4 (3)	6 (4)	65 (54)
Pharmaceuticals	0 (0)	0 (0)	1 (1)	0 (0)	0 (0)	0 (0)	0 (0)	0 (0)	1 (1)
Propane Tanks	2 (2)	1 (1)	2 (1)	3 (0)	0 (0)	0 (0)	0 (0)	0 (0)	8 (4)
Recyclable Paper >5%	0 (0)	2 (1)	2 (2)	0 (0)	0 (0)	0 (0)	2 (1)	2 (2)	8 (6)
Tires	13 (13)	11 (11)	11 (10)	12 (11)	7 (5)	5 (5)	3 (3)	7 (6)	69 (64)
Wire, Hosing, Rope, or Cable >1m	1 (1)	4 (4)	6 (6)	2 (2)	3 (3)	0 (0)	0 (0)	2 (2)	18 (18)
Monthly Total	384 (351)	408 (366)	494 (460)	323 (288)	189 (165)	141 (127)	84 (71)	197 (173)	2220 (2001)

* Data has not been reconciled.

Metro Vancouver* and City of Vancouver Waste Quantities

Monthly Inbound Garbage Tonnage

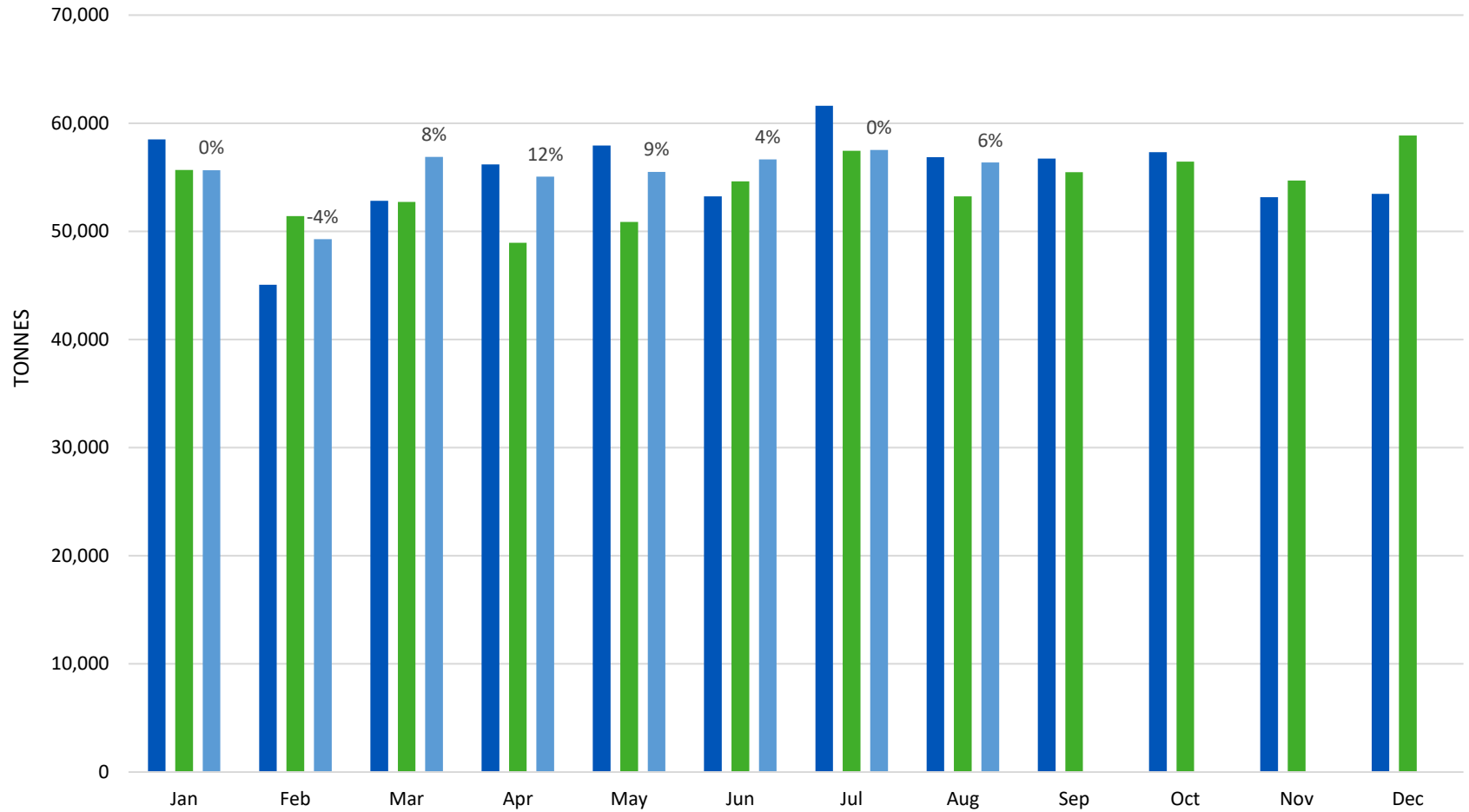
(Demo garbage not included)



* Metro Vancouver data reconciled to Aug 2021

Metro Vancouver Waste Quantities* Monthly Inbound Garbage Tonnage

■ 2019 ■ 2020 ■ 2021



*Metro Vancouver's Five Recycling and Waste Centres & the Waste-to-Energy Facility

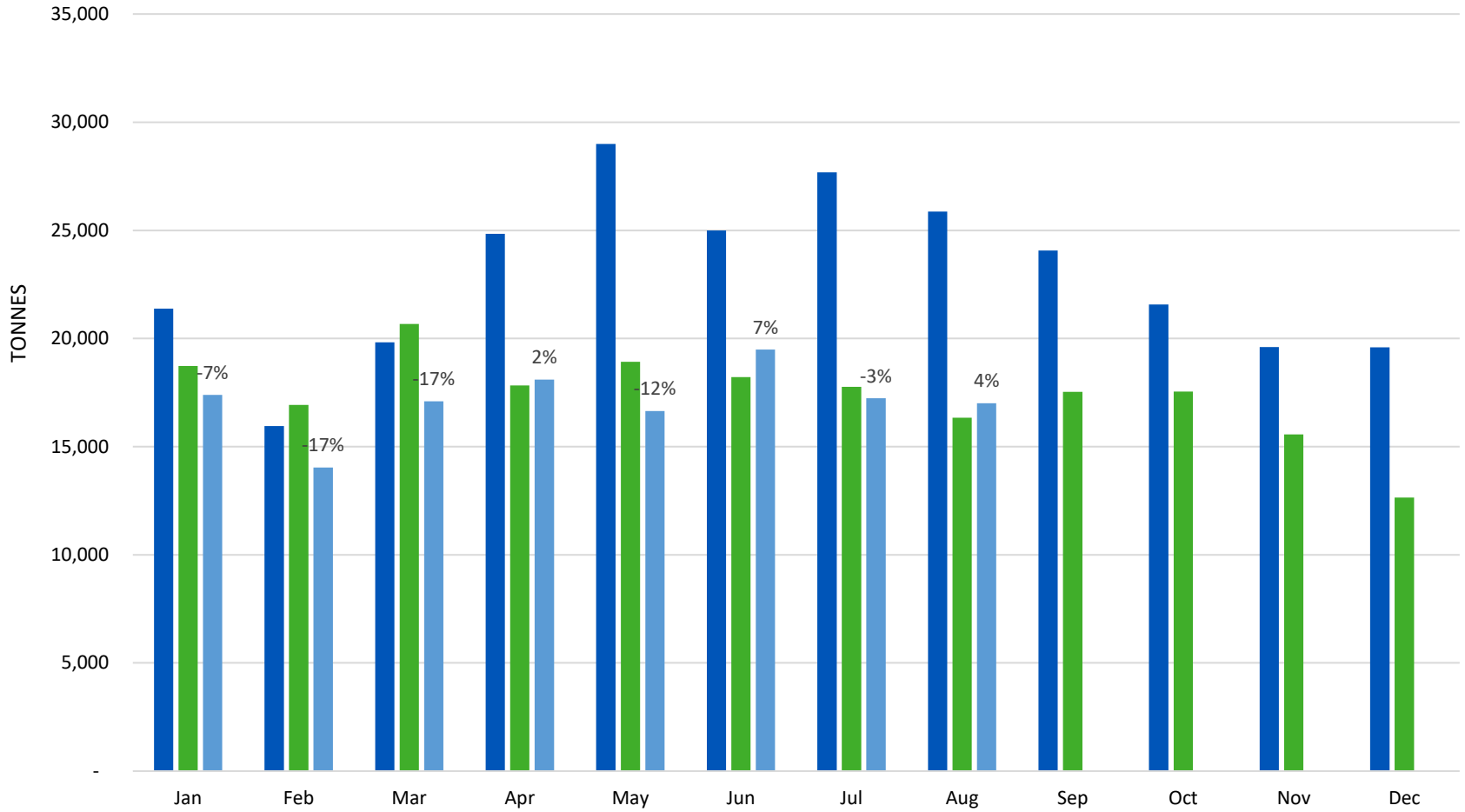
*data reconciled to Aug 2021

City of Vancouver Waste Quantities*

Monthly Inbound Garbage Tonnage

(Demo garbage not included)

■ 2019 ■ 2020 ■ 2021



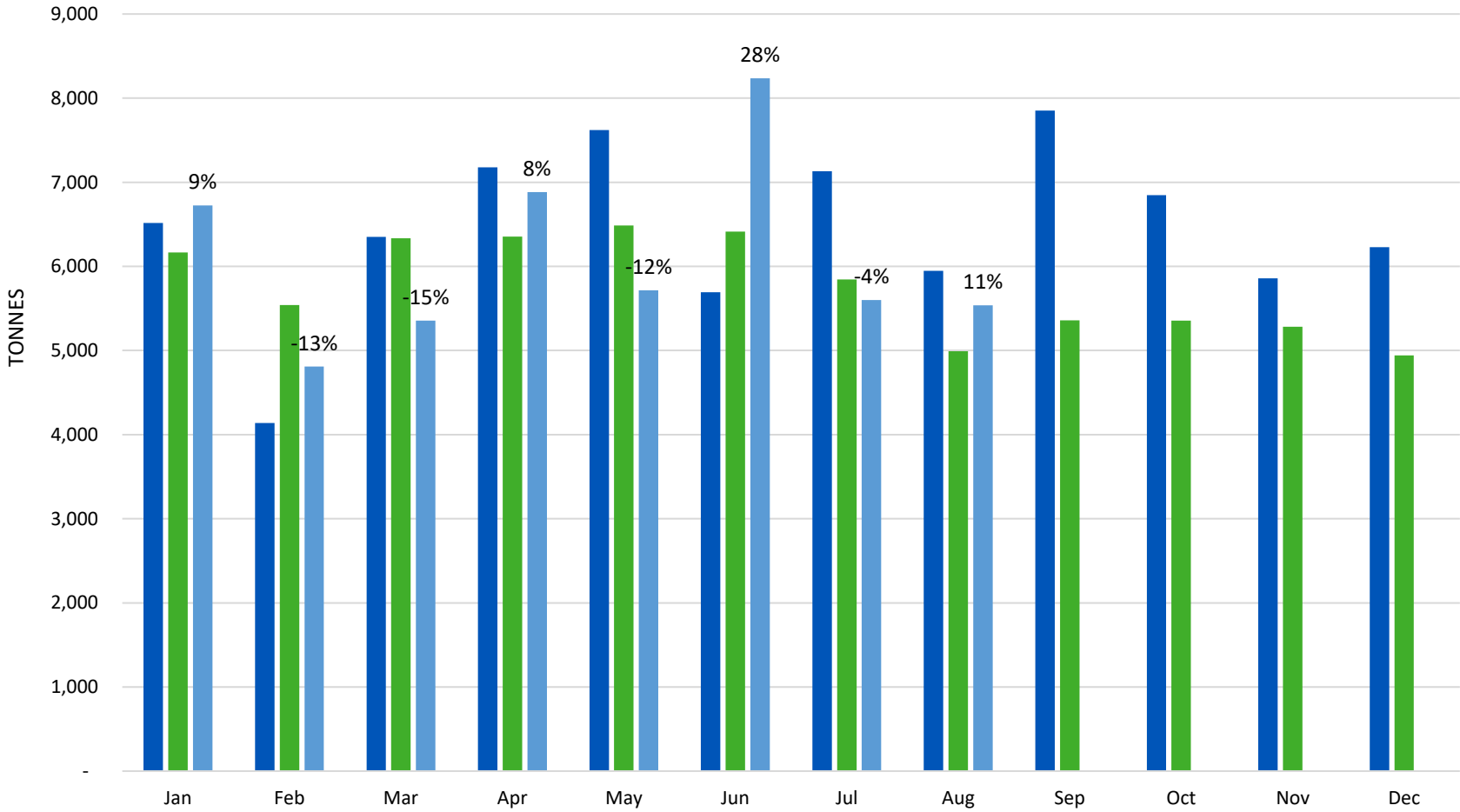
*Vancouver Landfill & Vancouver South Transfer Station

Vancouver Landfill Waste Quantities

Monthly Inbound Garbage Tonnage

(Demo garbage not included)

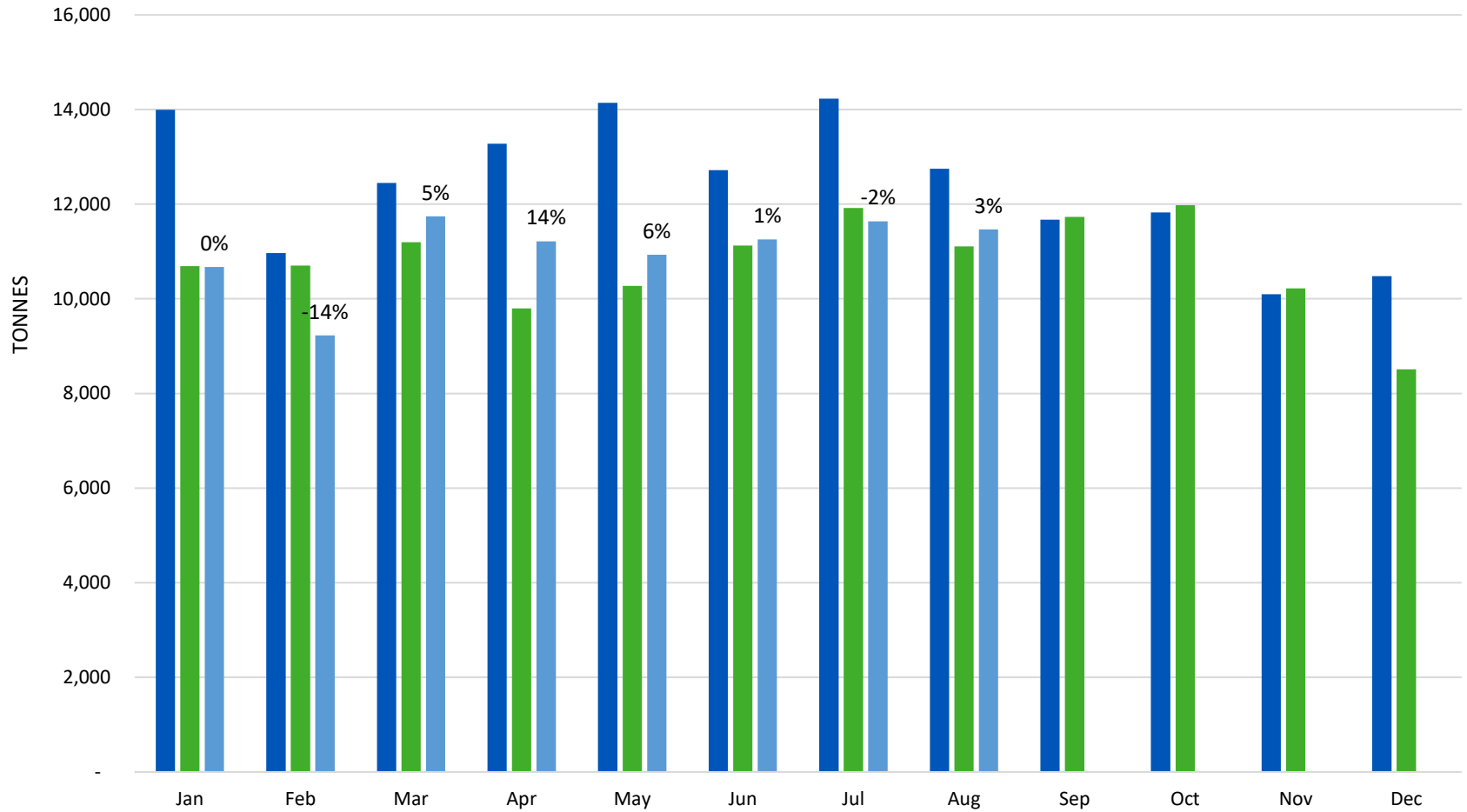
■ 2019 ■ 2020 ■ 2021



Vancouver South Transfer Station Waste Quantities

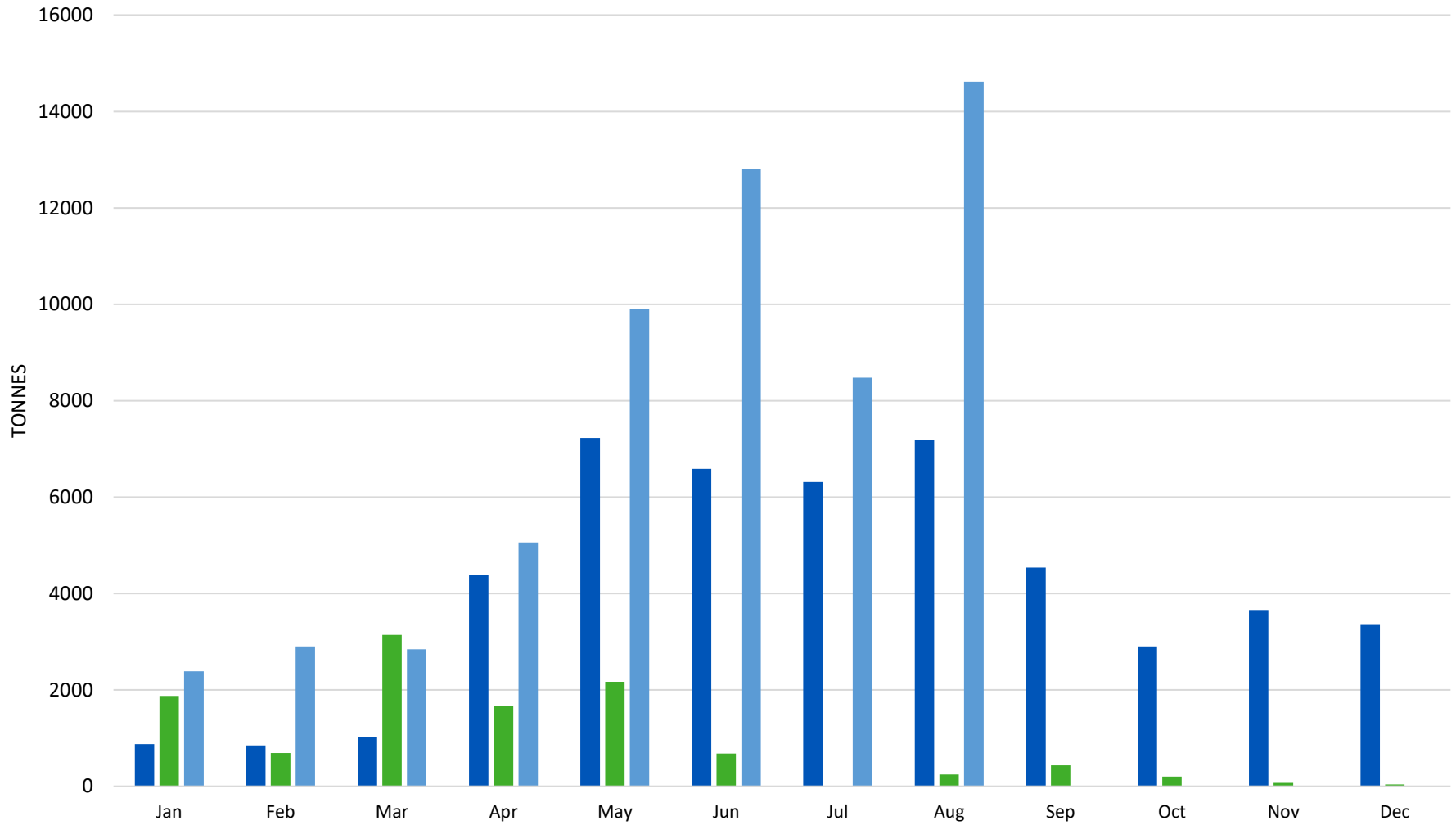
Monthly Inbound Garbage Tonnage

■ 2019 ■ 2020 ■ 2021

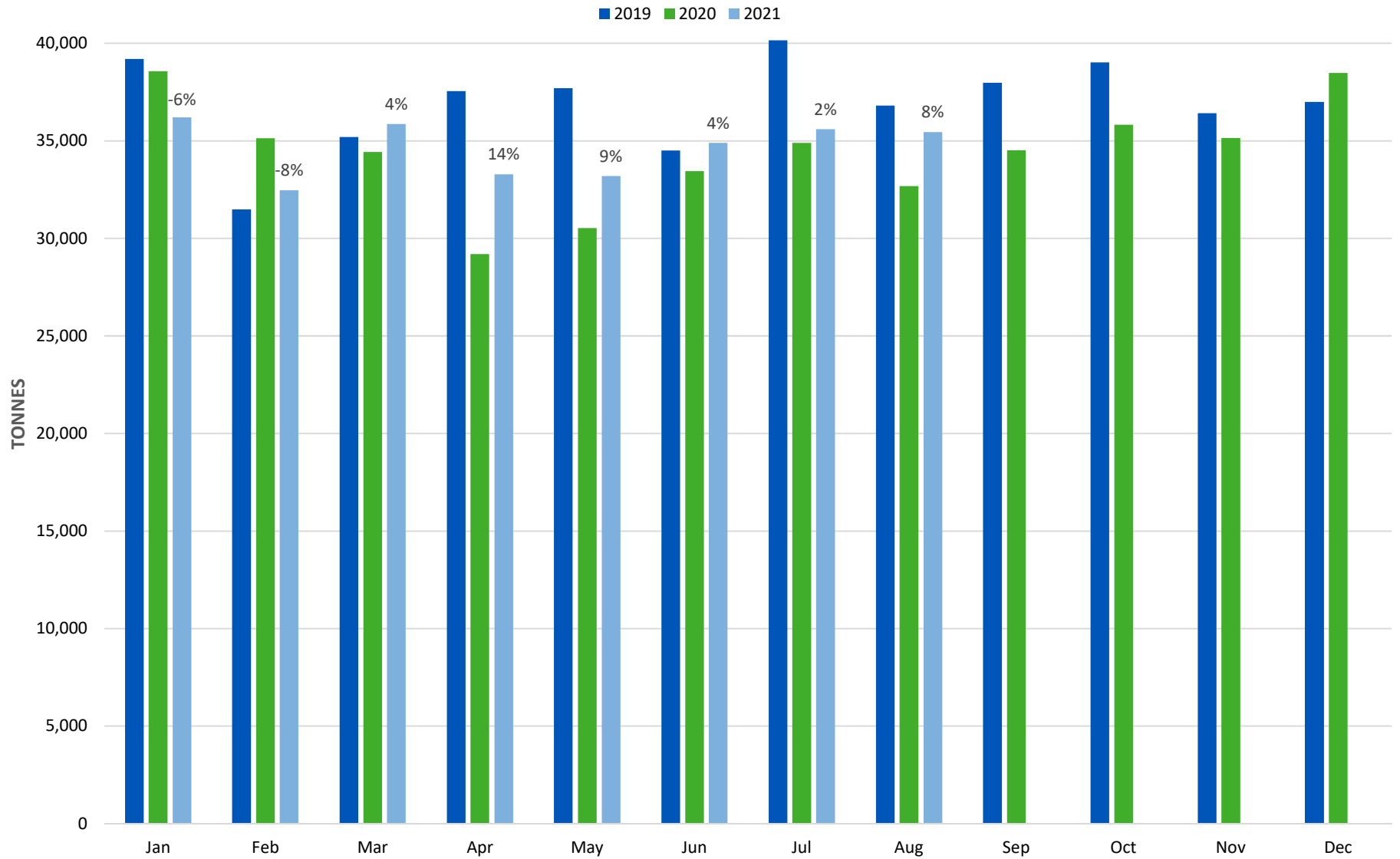


Vancouver Landfill - Total Demo Garbage

■ 2019 ■ 2020 ■ 2021



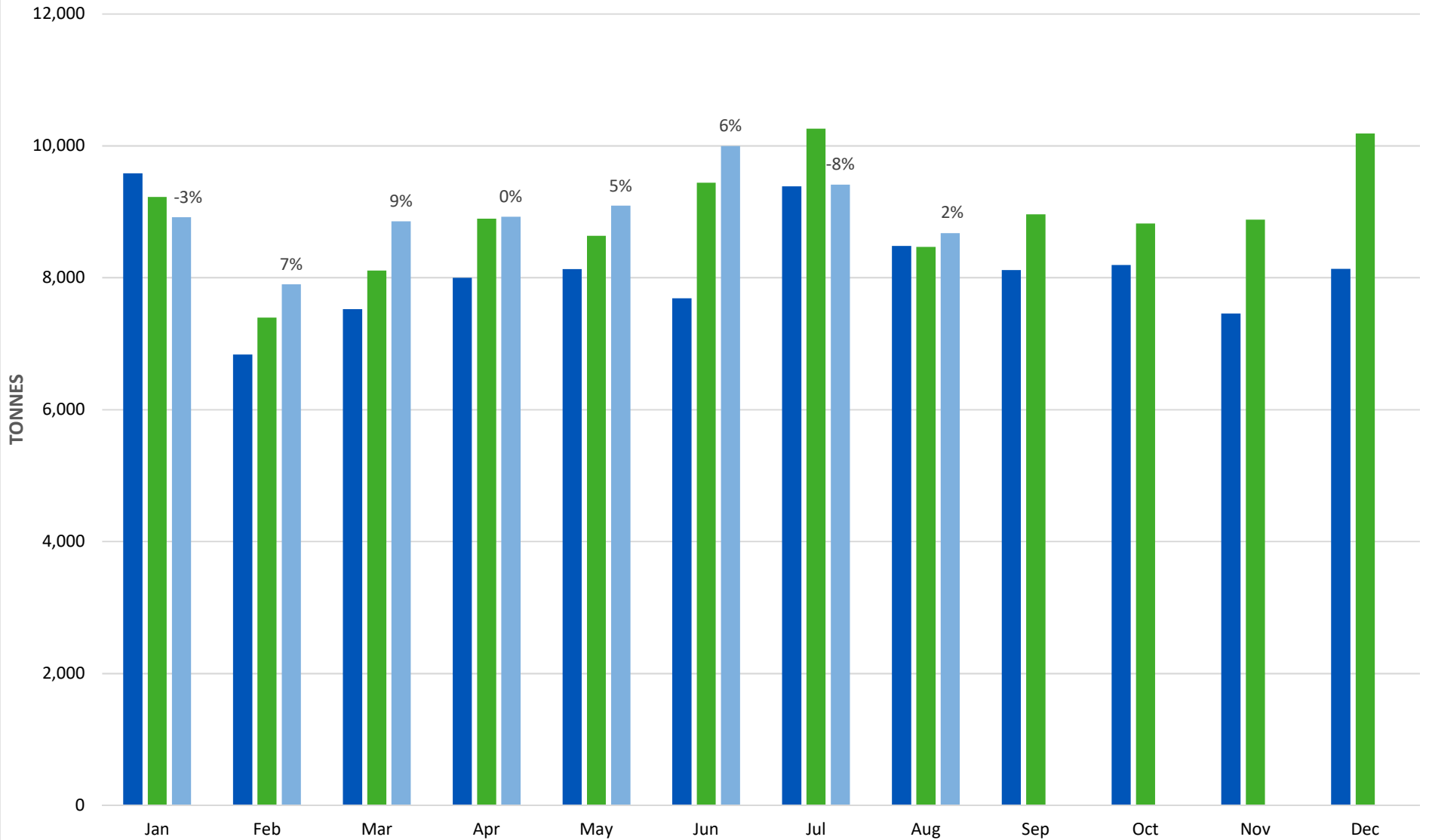
2019 - 2021 Monthly Account Customer Tonnage*



*Coquitlam, North Surrey, North Shore Recycling and Waste Centres & the Waste-to-Energy Facility

2019 - 2021 Monthly Municipal Curbside Tonnage*

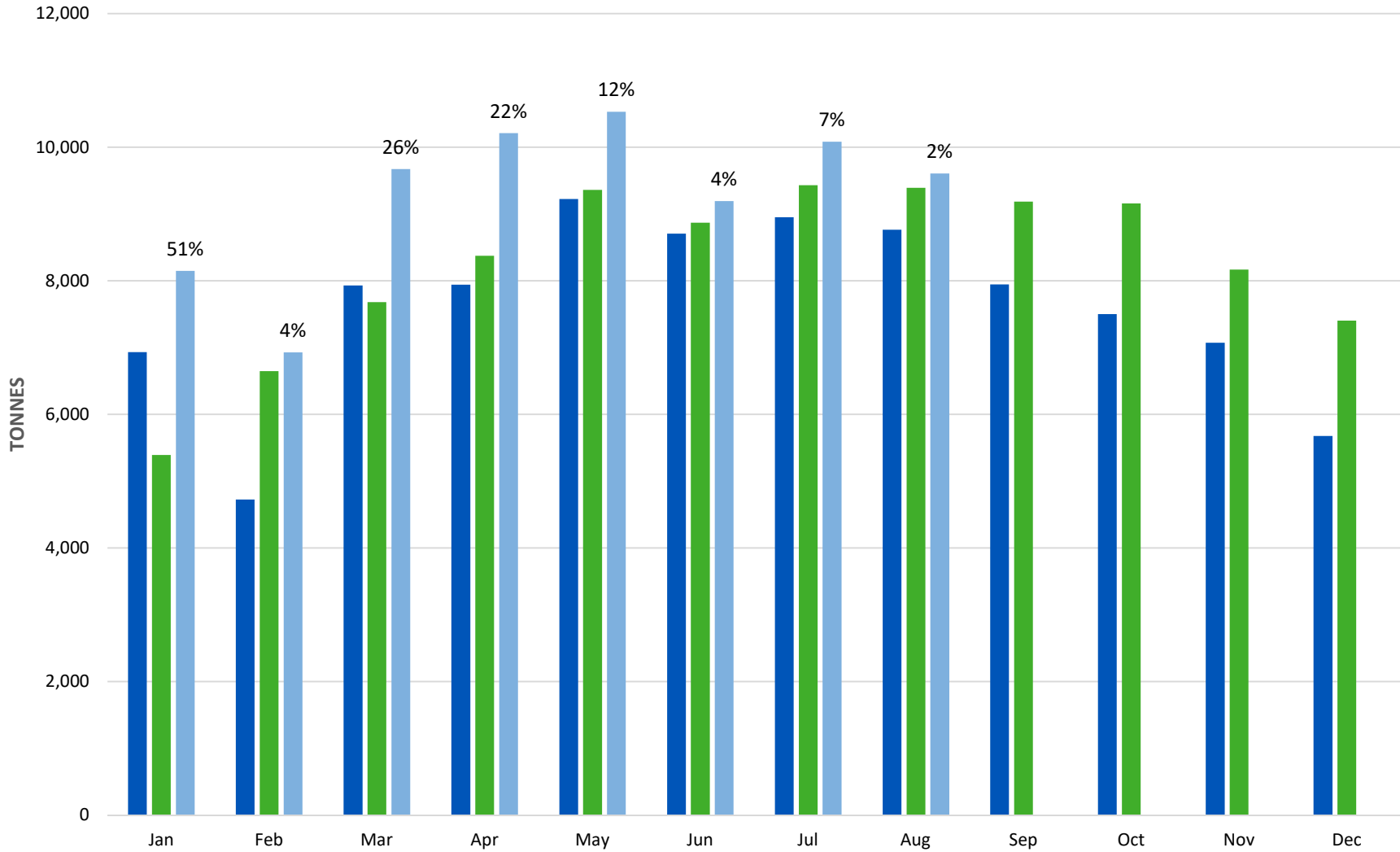
■ 2019 ■ 2020 ■ 2021



*Coquitlam, North Surrey, North Shore Recycling and Waste Centres & the Waste-to-Energy Facility

2019 - 2021 Monthly Non-Account Customer Tonnage*

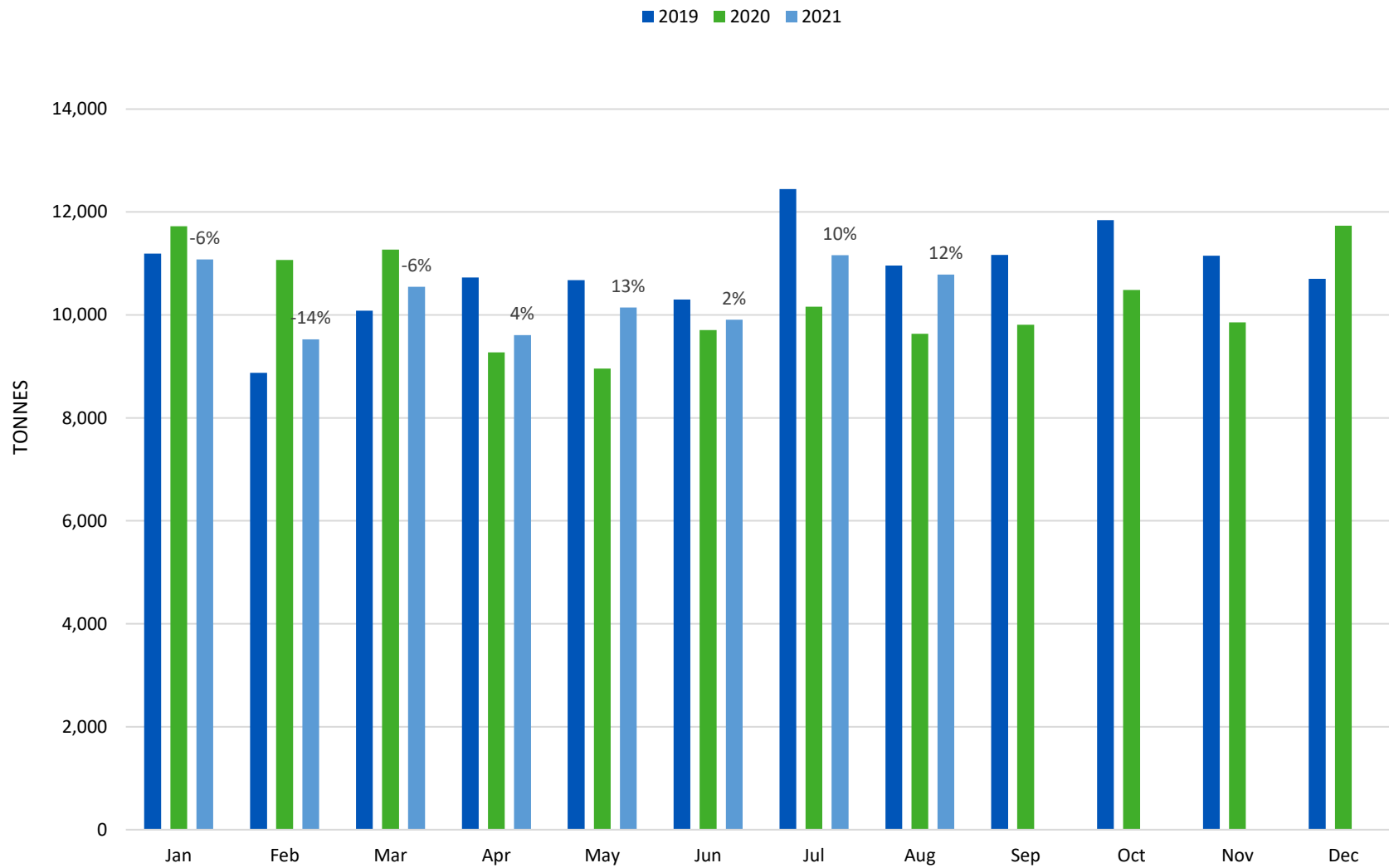
■ 2019 ■ 2020 ■ 2021



*All Metro Vancouver Recycling and Waste Centres (excludes Waste-to-Energy Facility)

Waste-to-Energy Facility - Waste Quantities

Monthly Inbound Garbage Tonnage*

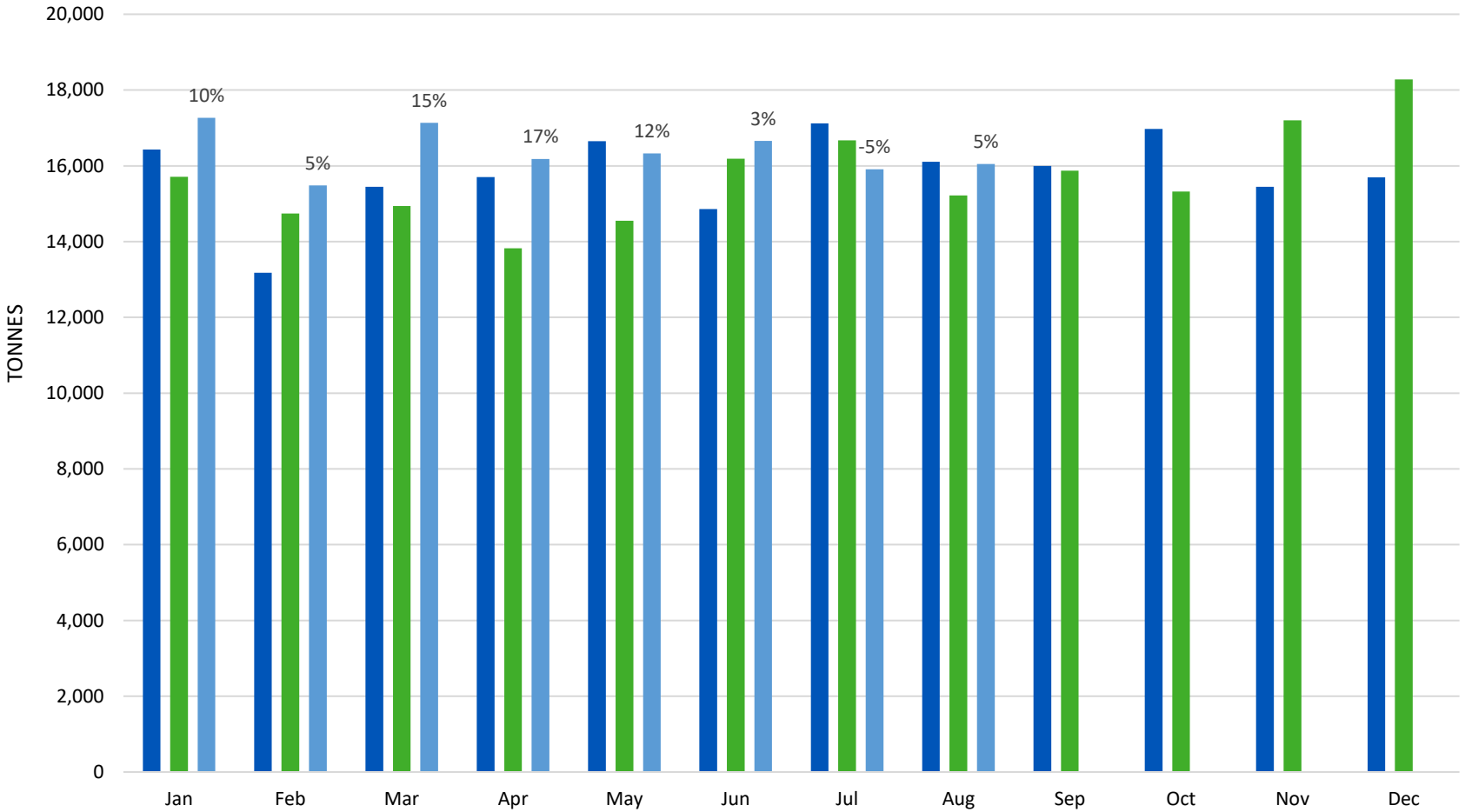


*data reconciled to Aug 2021

Coquitlam Recycling and Waste Centre - Waste Quantities

Monthly Inbound Garbage Tonnage*

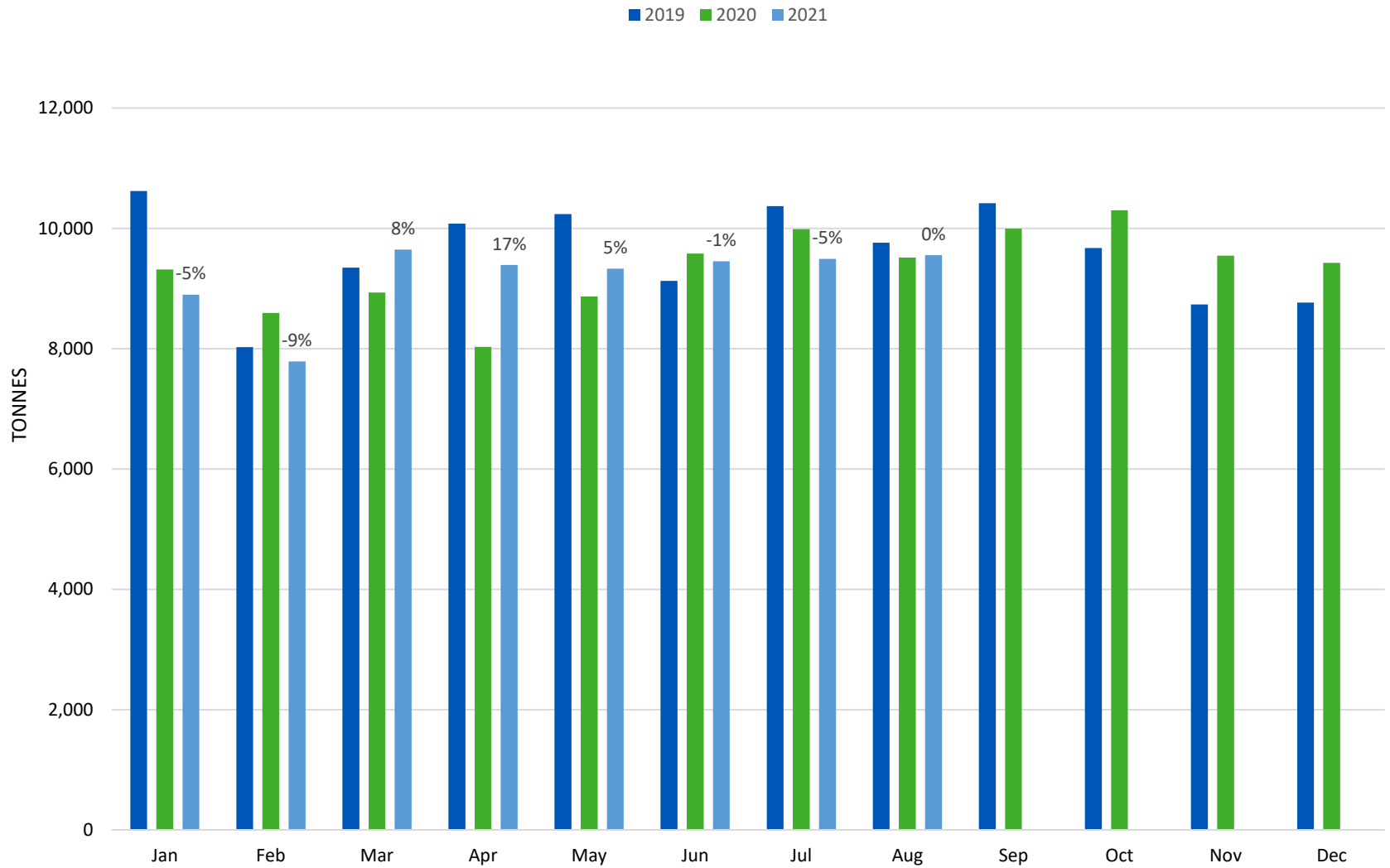
■ 2019 ■ 2020 ■ 2021



*data reconciled to Aug 2021

North Shore Recycling and Waste Centre - Waste Quantities

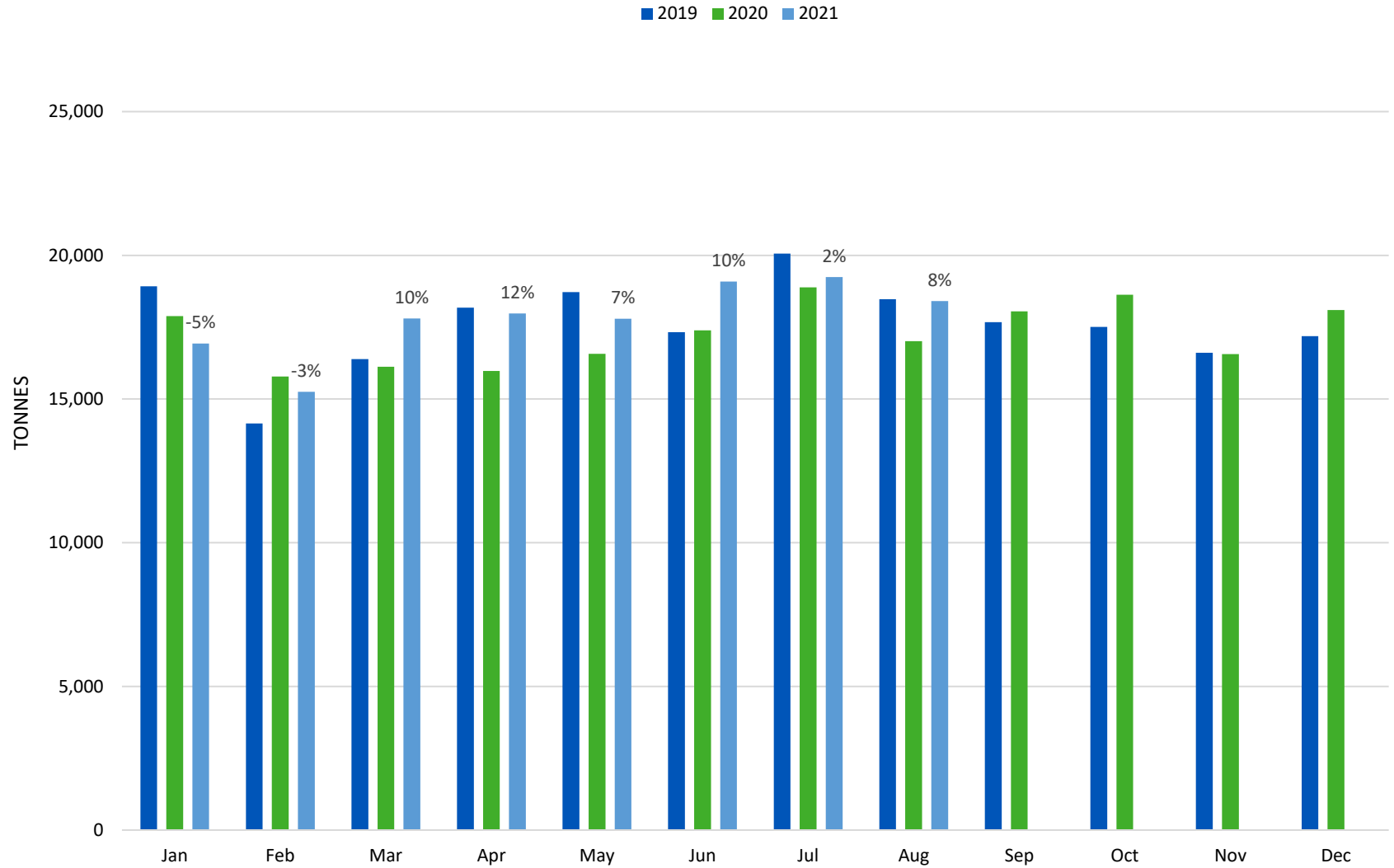
Monthly Inbound Garbage Tonnage*



*data reconciled to Aug 2021

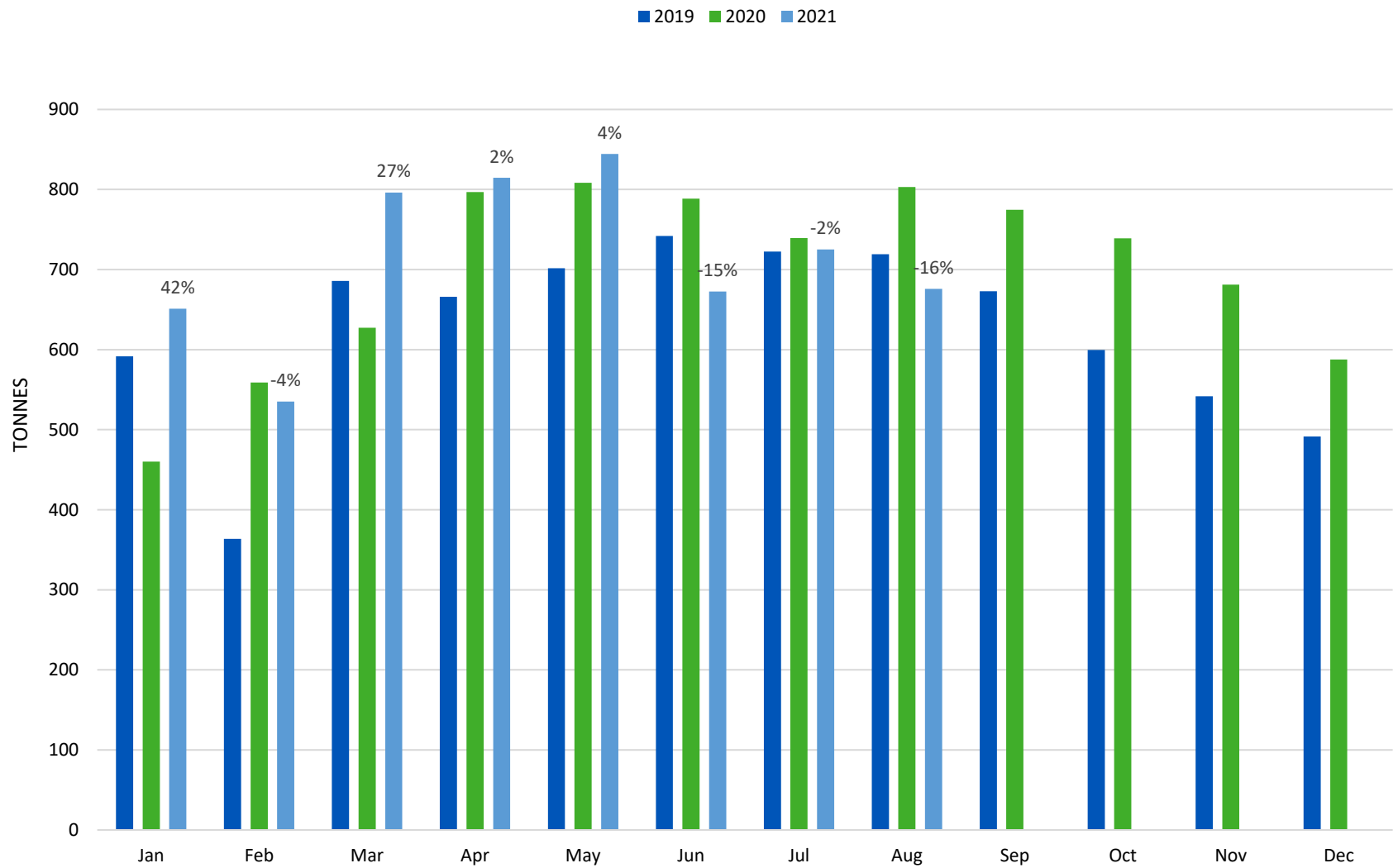
North Surrey Recycling and Waste Centre - Waste Quantities

Monthly Inbound Garbage Tonnage*



*data reconciled to Aug 2021

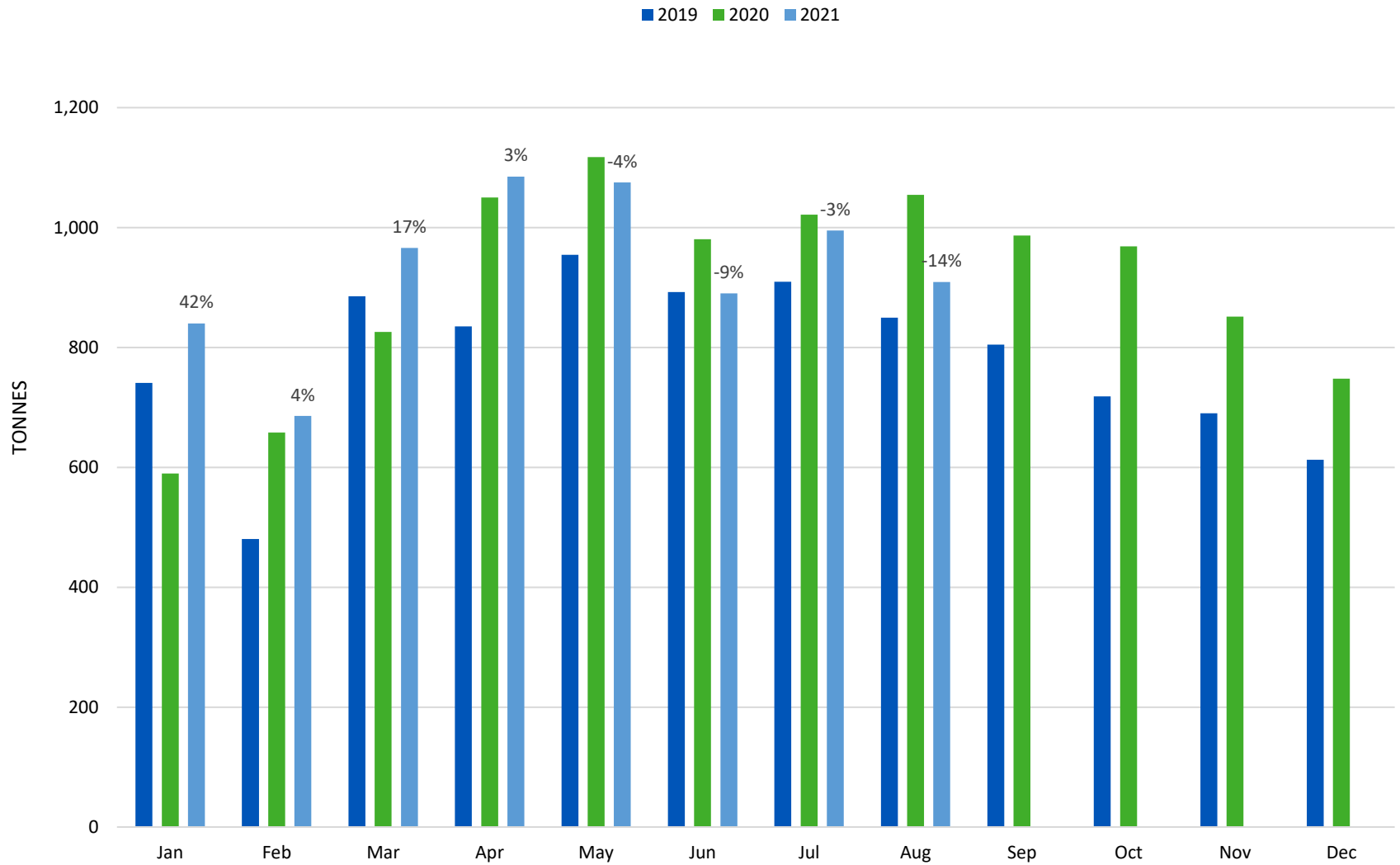
Langley Recycling and Waste Centre - Waste Quantities Monthly Inbound Garbage Tonnage*



*data reconciled to Aug 2021

Maple Ridge Recycling and Waste Centre - Waste Quantities

Monthly Inbound Garbage Tonnage*



*data reconciled to Aug 2021

WMABC – Metro Vancouver- Vancouver

September 17, 2021

2:00 – 3:00 pm

ZOOM meeting – Online/Phone

Attendees

WMABC: Lori Bryan, Grant Hankins, Noel Massey,

City of Vancouver: did not attend

Metro Vancouver: Paul Henderson, Chris Allan, Sarah Evanetz, Paul Litt, Lynne Vidler, Adriana Velazquez

AGENDA

1. MV Facility Operational Updates
 - a. Waste-to-Energy Turnaround Times (Attachment 1)
 - b. Disposal ban surcharge data (Attachment 2)
 - Discussed the lower numbers resulting from the new contractors getting up to speed.
 - Next meeting – add total inspections to the table for comparison
 - c. Waste Flows (Attachment 3)
 - Reviewed waste flows – demo garbage has been removed from the waste flow charts.
 - reviewed demo garbage numbers – having a significant impact on waste flows. Paul noted that one of the disposal facilities previously used by this sector may have closed.
2. City of Vancouver Operational Updates
 - City of Vancouver will be issuing a notice on Monday saying that demo garbage will no longer be accepted at the landfill for the rest of this year. Lynn provided an update before the meeting that Paul communicated at the meeting: *There will be a temporary suspension of construction and demolition processing residual waste at the Landfill starting on October 15. This is needed to prevent the Landfill from exceeding its maximum allowable discharge authorized by the Province.*
3. Zero Waste Committee reports of interest – September 10, 2021
 - a. 2020 Disposal Ban Program Update
 - Paul noted that the report had been delayed so we had enough time to communicate with everyone. No issues were raised at committee.
 - Paul let everyone know about the relaxation of disposal ban surcharges for waxy cardboard, since there aren't enough recycling options. Grant confirmed that the material was previously accepted by organics processors but most are no longer taking it.



b. Illegal Dumping in Metro Vancouver

- Adriana attended the meeting to give the presentation on illegal dumping, including the slide on illegal dumping of gypsum as requested in the July meeting.

c. Continuous Improvement, Innovation, and Collaboration with Adjacent Regional Districts

- Paul noted that MV is working on report to evaluate and compare different technology options for managing garbage that are in use around the world.

4. Industry Advisory Committee/ SWMP Advisory Committee Update

- Paul noted that the Industry Advisory Committee is intended to go on indefinitely, where the SWMP Advisory committee will be in place only for the SWMP consultation process.
- For the IAC – draft terms of reference were sent out and feedback received was positive. Terms of reference have been adopted.
- Evaluating whether there will be one or two working groups for the SWMP Advisory Committee (could be one technical, one public). Lori asked what the public committee would look like and Sarah noted that it would be people who are not representatives of an organization (e.g. representatives of community associations, local recycling chapters).

5. Tipping Fee Update

- Tipping fee bylaw report will be going to Board in October. Last year's budget had a \$4/tonne increase for the different weight categories in 2022 – anticipate this will not change.
- Paul noted that we are still investigating the feasibility of dropping the large load threshold
- Paul indicated that there is a strong possibility that we will keep the 6pm closing time year round going forward.

6. Action items –

a. Provide an update on use of handwashing stations (Paul Litt)

- Paul Litt noted that they are not used as frequently as they were last year, but we will keep them in place for now. Paul Litt will advise if there are any changes

b. Schedule opportunity for truck test run at United Boulevard (Paul Litt/ Marcel) and schedule United Boulevard walk through tour for haulers (Paul Litt/ Marcel)

- Paul Litt and Marcel will coordinate a tour and truck test run, probably late October.

7. Other items –

- Discussed potential opening date for United Boulevard – getting closer to selecting an opening date. Communicate United Boulevard opening date to WMABC once it has been set.
- Noel noted that they aren't having any issues at the sites – appreciate that inventory is now under control. Very supportive of extending the hours.

Next meeting: To be confirmed – Thursday, October 7th

Attachments:

1. Waste-to-Energy Facility Turnaround Times
2. Disposal Ban Surcharge Data
3. Waste Flows

47819680

WMABC – Metro Vancouver- Vancouver

October 13, 2021

3:30 – 4:30 pm

ZOOM meeting – Online/Phone

Attendees

WMABC: Lori Bryan, Grant Hankins, Noel Massey, David Millman, Josh JansenVandorn

City of Vancouver: Albert Shames, Chris Underwood, Lynn Belanger

Metro Vancouver: Paul Henderson, Chris Allan, Sarah Evanetz, Paul Litt, Lynne Vidler

AGENDA

1. MV Facility Operational Updates
 - a. Waste-to-Energy Turnaround Times (Attachment 1)
 - b. Disposal ban surcharge data (Attachment 2)
 - c. Waste Flows (Attachment 3)
2. City of Vancouver Operational Updates
3. Zero Waste Committee reports of interest – October 15, 2021
 - a. 2022-2026 Financial Plan – Solid Waste Services
 - b. GVS&DD Tipping Fee and Solid Waste Disposal Regulation Amendment Bylaw No. 350, 2021
4. Industry Advisory Committee/ SWMP Advisory Committee Update
5. Action items –
 - a. United Boulevard tour and test run (Paul Litt)
 - b. Communicate United Boulevard opening date (Paul Henderson)
6. Other items –

Next meeting: To be confirmed – Thursday, November 18th at 2pm

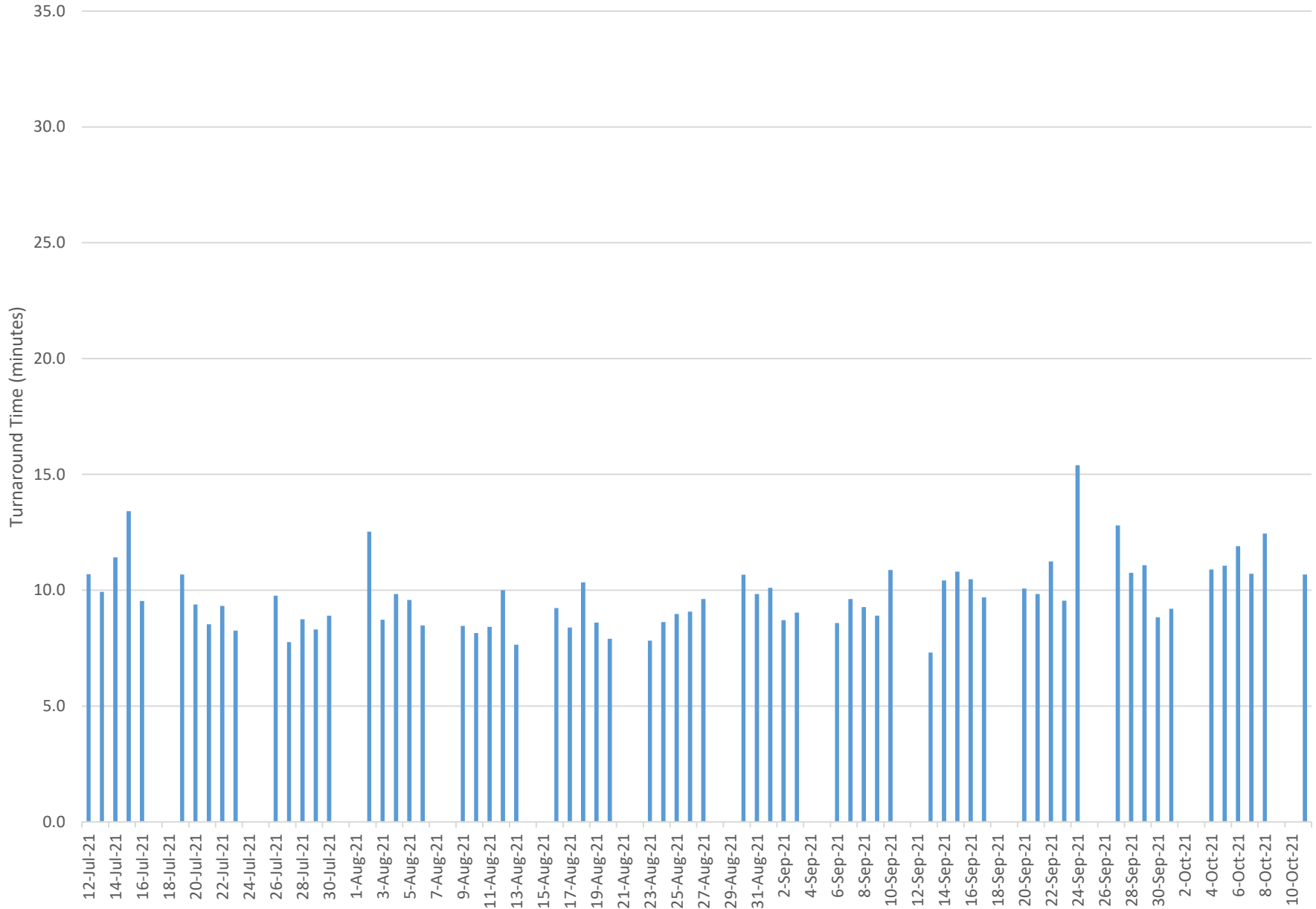
Attachments:

1. Waste-to-Energy Facility Turnaround Times
2. Disposal Ban Surcharge Data
3. Waste Flows

48394649



WTEF Turnaround Time (10 am - 3 pm)



Metro Vancouver Monthly Disposal Ban Program Data

	2021 Monthly Surcharges*								
Banned Materials	Jan (Commercial Loads in brackets)	Feb (Commercial Loads in brackets)	Mar (Commercial Loads in brackets)	Apr (Commercial Loads in brackets)	May (Commercial Loads in brackets)	Jun (Commercial Loads in brackets)	Jul (Commercial Loads in brackets)	Aug (Commercial Loads in brackets)	Total (Commercial Loads in brackets)
Automobile Waste	1 (1)	0 (0)	0 (0)	0 (0)	0 (0)	0 (0)	0 (0)	0 (0)	1 (1)
Battery(ies)	1 (0)	0 (0)	0 (0)	0 (0)	0 (0)	0 (0)	0 (0)	0 (0)	1 (0)
Beverage Containers >5%	1 (1)	0 (0)	1 (1)	0 (0)	0 (0)	0 (0)	1 (0)	0 (0)	3 (2)
Clean Wood >5%	3 (3)	5 (5)	9 (9)	7 (5)	5 (4)	5 (5)	6 (6)	8 (6)	48 (43)
Corrugated Cardboard > 5%	74 (69)	80 (72)	98 (91)	84 (83)	30 (29)	26 (25)	20 (19)	38 (33)	450 (421)
Dusty Loads	2 (2)	11 (10)	7 (7)	10 (10)	0 (0)	1 (1)	1 (1)	5 (4)	37 (35)
Electronics	117 (106)	137 (122)	159 (150)	74 (67)	42 (40)	24 (22)	12 (7)	60 (57)	625 (571)
EPS (Polystyrene Packaging) >20%	7 (7)	11 (10)	5 (5)	5 (5)	3 (3)	14 (14)	3 (2)	5 (4)	53 (50)
Food Waste >25%	24 (24)	27 (27)	30 (30)	18 (18)	3 (3)	0 (0)	2 (2)	6 (6)	110 (110)
Green Waste >5%	1 (0)	3 (0)	1 (0)	2 (0)	3 (1)	1 (0)	2 (1)	0 (0)	13 (2)
Gypsum	20 (17)	14 (11)	13 (10)	15 (9)	1 (0)	3 (0)	1 (1)	4 (3)	71 (51)
Hazardous Waste	2 (2)	0 (0)	0 (0)	0 (0)	0 (0)	0 (0)	0 (0)	0 (0)	2 (2)
Inert Filled	1 (0)	0 (0)	0 (0)	0 (0)	2 (1)	0 (0)	0 (0)	1 (1)	4 (2)
Large Containers >205L	2 (2)	2 (2)	3 (3)	1 (1)	0 (0)	1 (0)	0 (0)	1 (1)	10 (9)
Liquids or Sludge	1 (1)	1 (1)	6 (6)	3 (2)	7 (7)	0 (0)	0 (0)	2 (2)	20 (19)
Mattress(es)	42 (34)	28 (22)	44 (39)	32 (26)	14 (14)	15 (10)	6 (5)	16 (11)	197 (161)
Mixed Recyclable Materials >5%	24 (24)	22 (22)	25 (25)	20 (20)	18 (13)	13 (12)	1 (1)	3 (2)	126 (119)
Oil, Oil Filters, and Oil Containers	2 (1)	6 (6)	10 (10)	2 (2)	4 (3)	0 (0)	0 (0)	1 (1)	25 (23)
Other Recyclable Containers >5%	0 (0)	0 (0)	1 (1)	0 (0)	1 (1)	0 (0)	0 (0)	1 (1)	3 (3)
Oversized Object	34 (33)	34 (30)	51 (45)	22 (19)	35 (30)	27 (27)	20 (19)	29 (27)	252 (230)
Paint or Paint Containers	9 (8)	9 (9)	9 (8)	11 (8)	11 (8)	6 (6)	4 (3)	6 (4)	65 (54)
Pharmaceuticals	0 (0)	0 (0)	1 (1)	0 (0)	0 (0)	0 (0)	0 (0)	0 (0)	1 (1)
Propane Tanks	2 (2)	1 (1)	2 (1)	3 (0)	0 (0)	0 (0)	0 (0)	0 (0)	8 (4)
Recyclable Paper >5%	0 (0)	2 (1)	2 (2)	0 (0)	0 (0)	0 (0)	2 (1)	2 (2)	8 (6)
Tires	13 (13)	11 (11)	11 (10)	12 (11)	7 (5)	5 (5)	3 (3)	7 (6)	69 (64)
Wire, Hosing, Rope, or Cable >1m	1 (1)	4 (4)	6 (6)	2 (2)	3 (3)	0 (0)	0 (0)	2 (2)	18 (18)
Monthly Total	384 (351)	408 (366)	494 (460)	323 (288)	189 (165)	141 (127)	84 (71)	197 (173)	2220 (2001)

* Data has not been reconciled.

Monthly Disposal Ban Program Data - Total Garbage Loads at MV Facilities

		Garbage Loads	Inspected Loads	Inspection Rate	Surcharge Notices Issued	Surcharge Rate
2020	January	37,024	15,375	42%	443	3%
	February	39,782	15,156	38%	482	3%
	March	46,193	14,349	31%	443	3%
	April	49,509	14,401	29%	553	4%
	May	54,029	17,130	32%	604	4%
	June	52,318	20,644	39%	750	4%
	July	55,889	19,637	35%	703	4%
	August	56,675	16,112	28%	621	4%
	September	54,511	15,994	29%	600	4%
	October	52,822	14,172	27%	513	4%
	November	49,195	14,075	29%	381	3%
	December	46,738	14,215	30%	356	3%
2021	January	48,856	13,979	29%	384	3%
	February	42,159	16,738	40%	408	2%
	March	54,941	23,840	43%	494	2%
	April	58,959	19,206	33%	323	2%
	May	60,937	7,317	12%	189	3%
	June	54,668	9,909	18%	141	1%
	July	59,523	9,922	17%	84	1%
	August	57,568	10,930	19%	197	2%

* Data has not been reconciled.

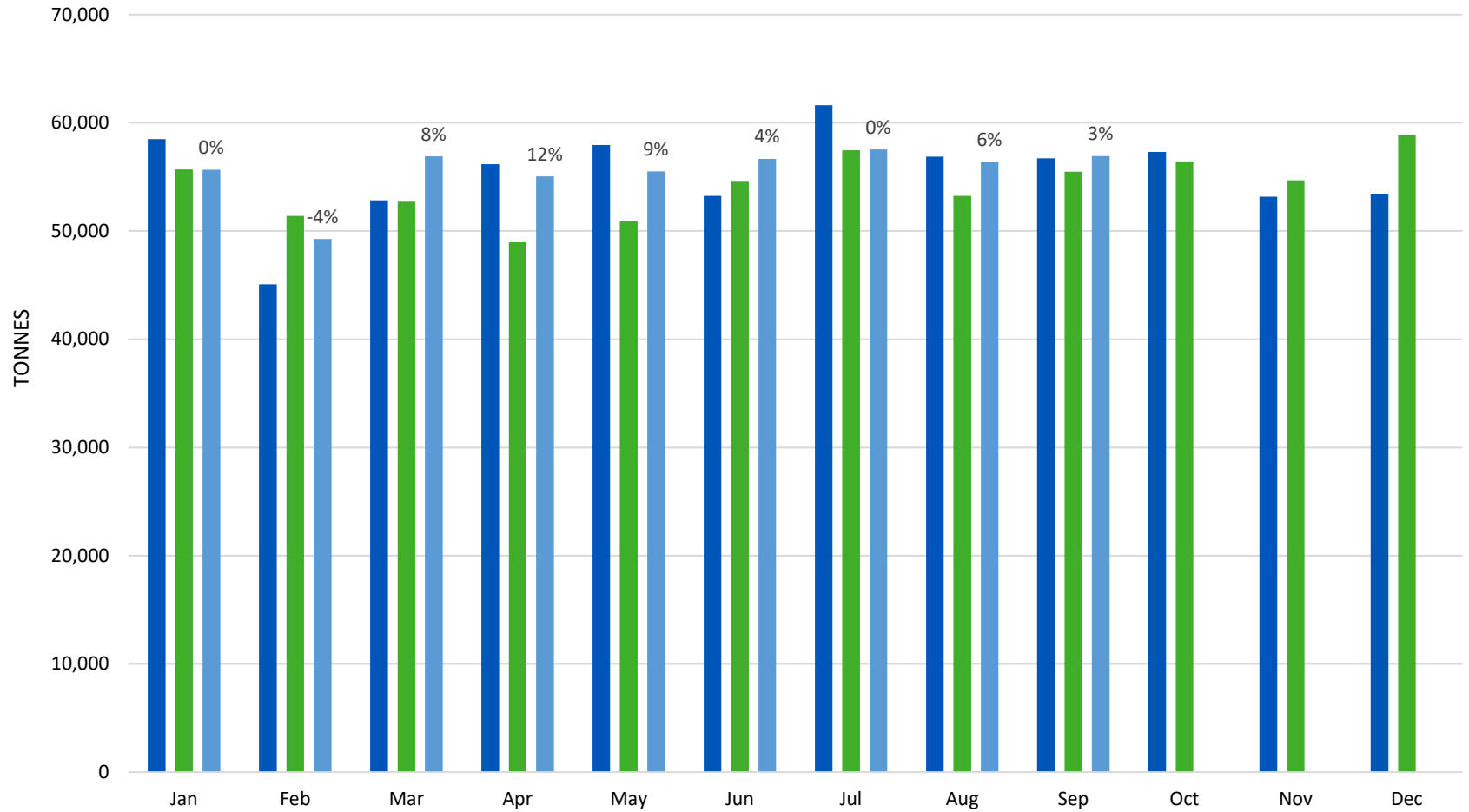
Monthly Disposal Ban Program Data - Commercial Garbage Loads at MV Facilities

		Garbage Loads	Inspected Loads	Inspection Rate	Surcharge Notices Issued	Surcharge Rate
2020	January	8,290	3,727	45%	390	10%
	February	8,088	3,516	43%	420	12%
	March	8,483	3,891	46%	372	10%
	April	7,375	3,886	53%	480	12%
	May	7,465	3,872	52%	497	13%
	June	7,946	4,460	56%	604	14%
	July	8,469	4,564	54%	590	13%
	August	7,881	3,732	47%	496	13%
	September	8,275	4,027	49%	517	13%
	October	8,408	4,043	48%	460	11%
	November	8,005	3,704	46%	346	9%
	December	8,637	3,953	46%	297	8%
2021	January	8,056	3,705	46%	351	9%
	February	7,625	4,151	54%	366	9%
	March	8,893	4,926	55%	460	9%
	April	8,555	4,193	49%	288	7%
	May	8,500	1,309	15%	165	13%
	June	8,735	1,397	16%	127	9%
	July	9,116	1,304	14%	71	5%
	August	8,947	2,166	24%	173	8%

* Data has not been reconciled.

Metro Vancouver Waste Quantities* Monthly Inbound Garbage Tonnage

■ 2019 ■ 2020 ■ 2021



*Metro Vancouver's Five Recycling and Waste Centres & the Waste-to-Energy Facility

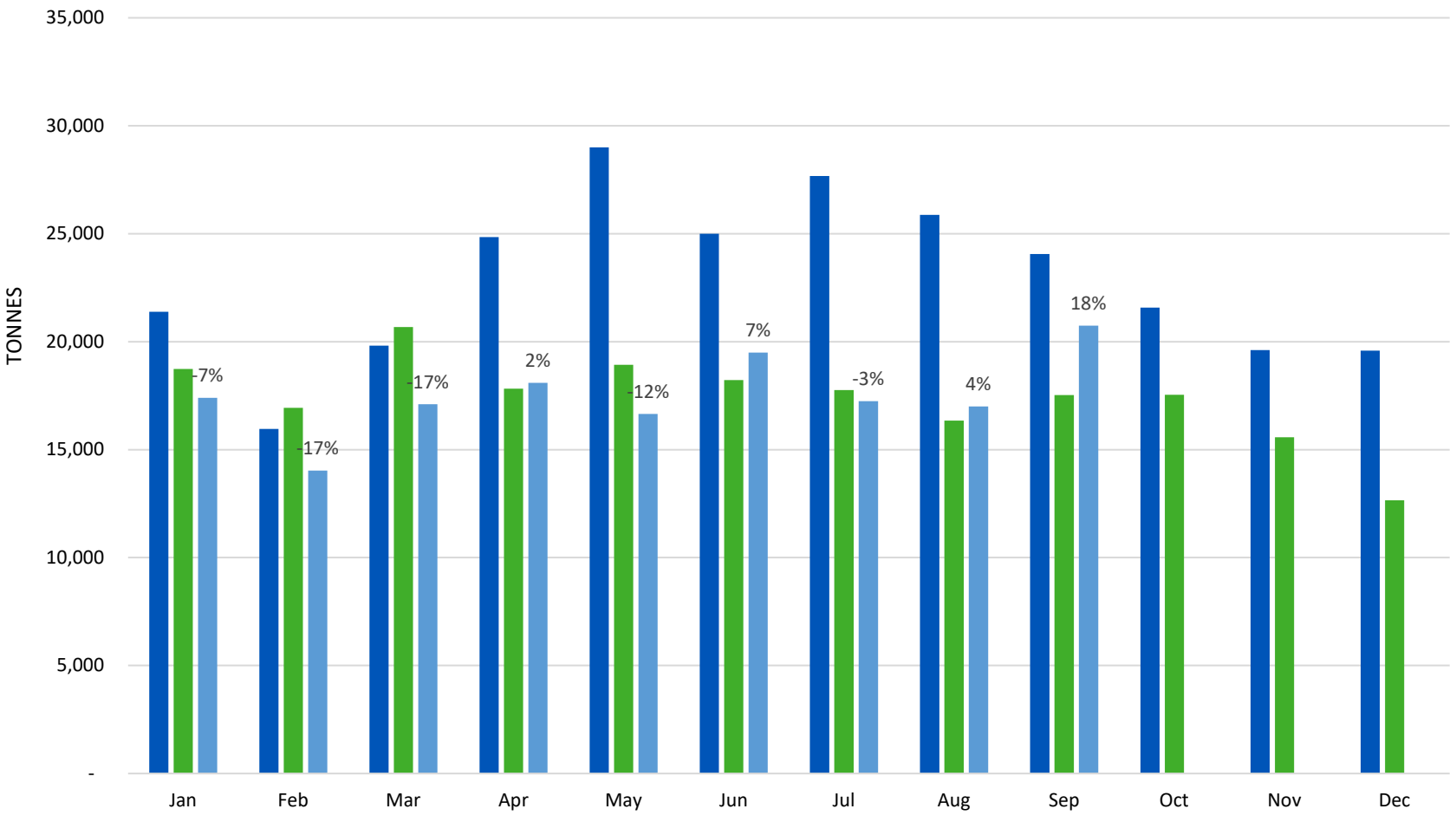
*data reconciled to Aug 2021

City of Vancouver Waste Quantities*

Monthly Inbound Garbage Tonnage

(Demo garbage not included)

■ 2019 ■ 2020 ■ 2021

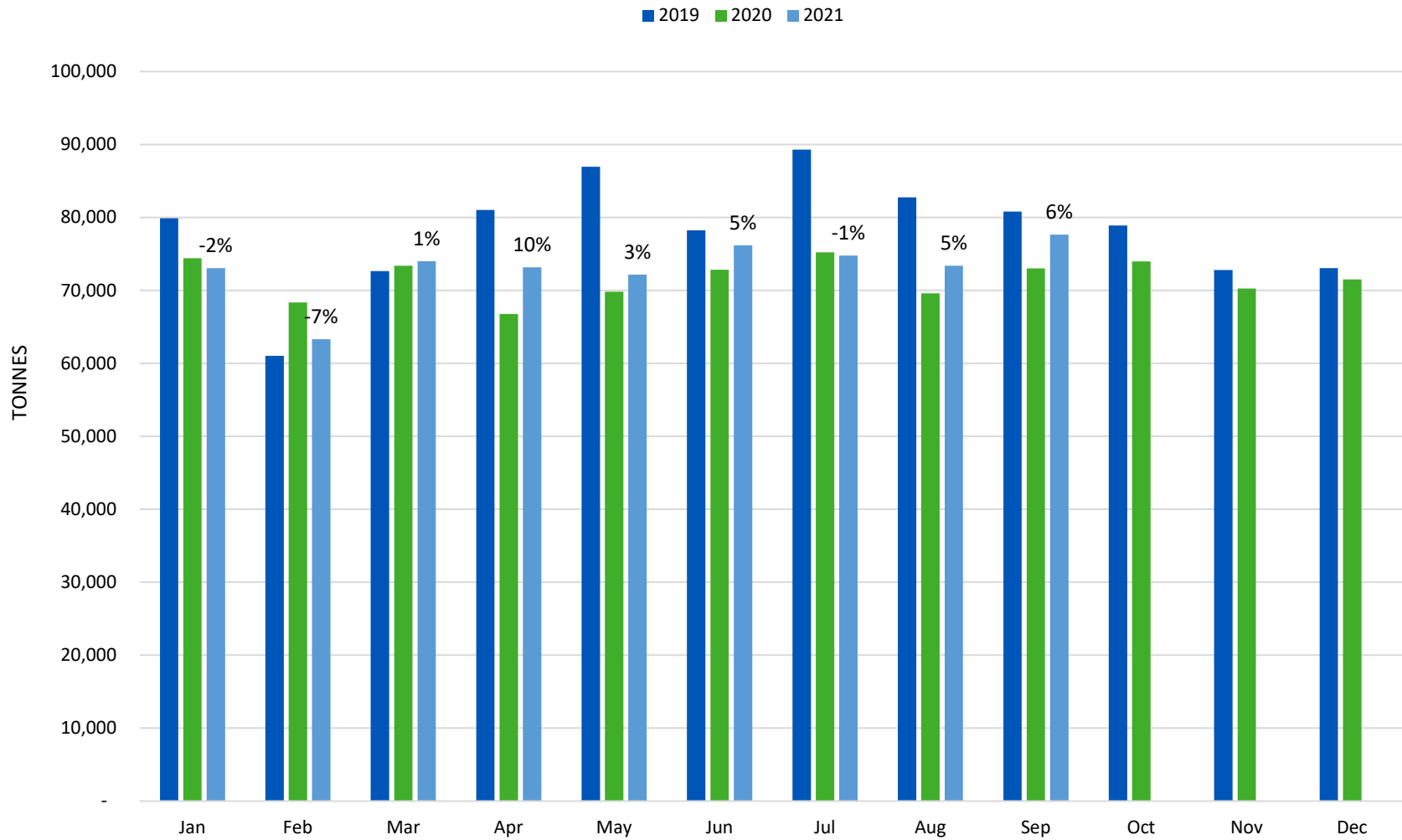


*Vancouver Landfill & Vancouver South Transfer Station

Metro Vancouver* and City of Vancouver Waste Quantities

Monthly Inbound Garbage Tonnage

(Demo garbage not included)



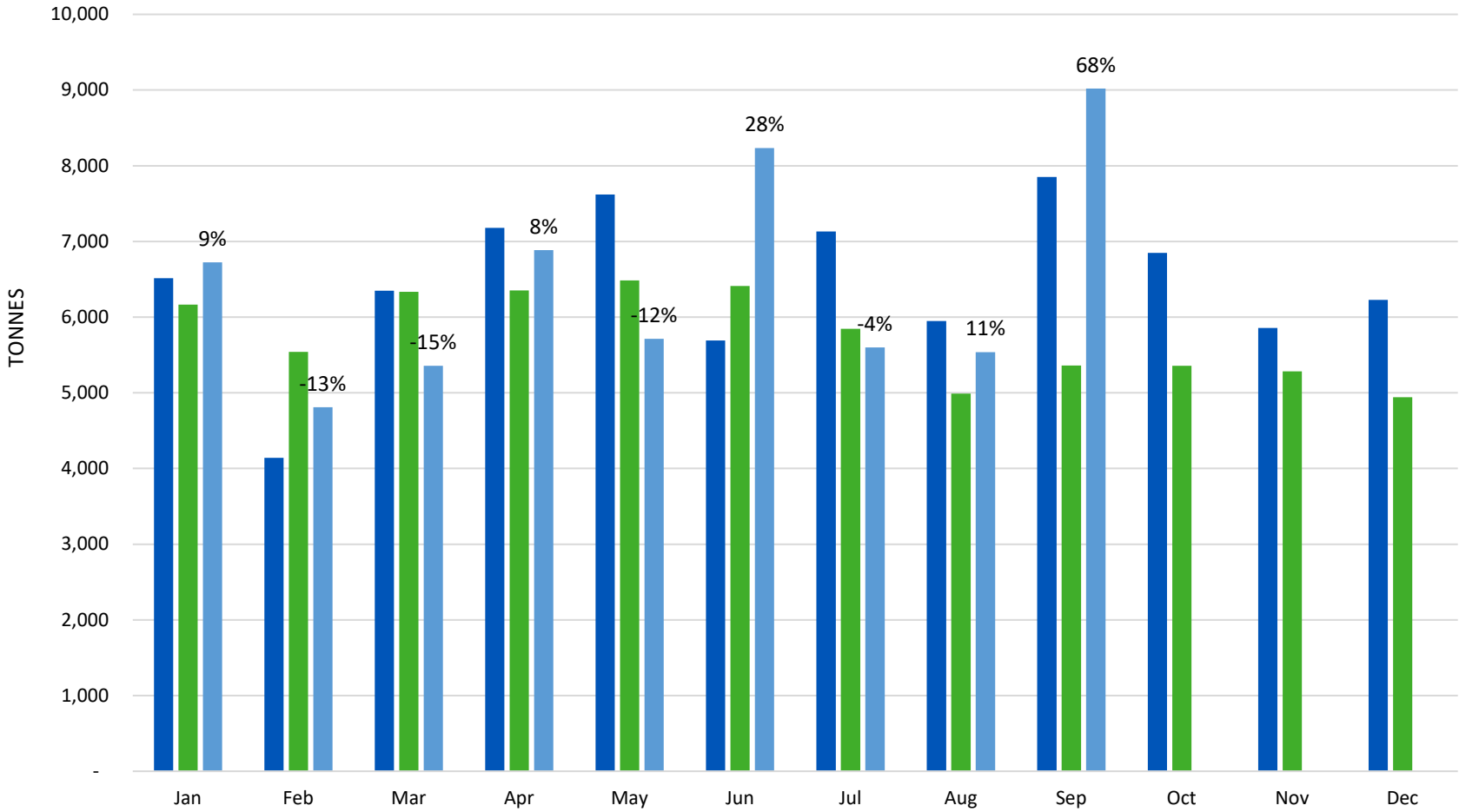
* Metro Vancouver data reconciled to Aug 2021

Vancouver Landfill Waste Quantities

Monthly Inbound Garbage Tonnage

(Demo garbage not included)

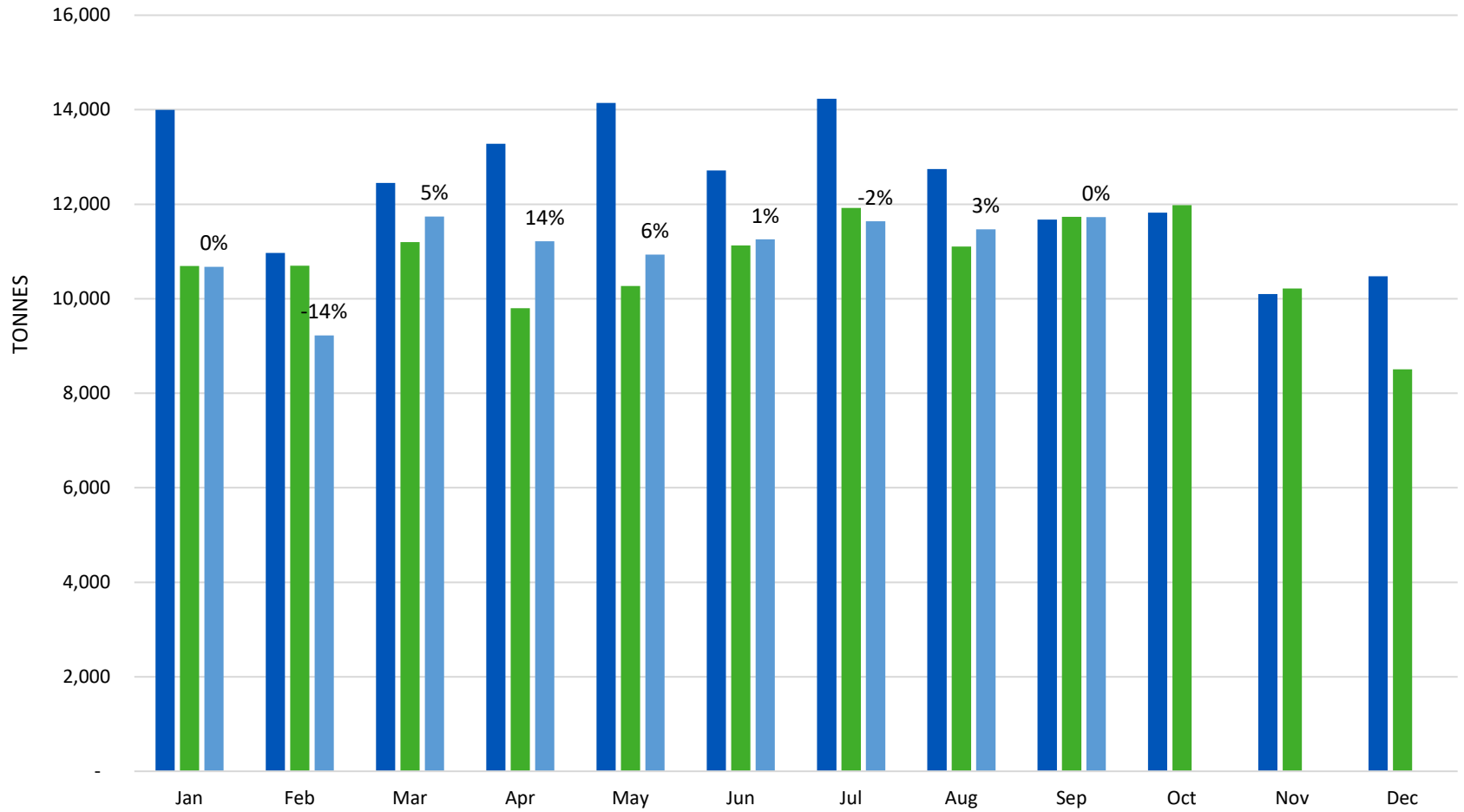
■ 2019 ■ 2020 ■ 2021



Vancouver South Transfer Station Waste Quantities

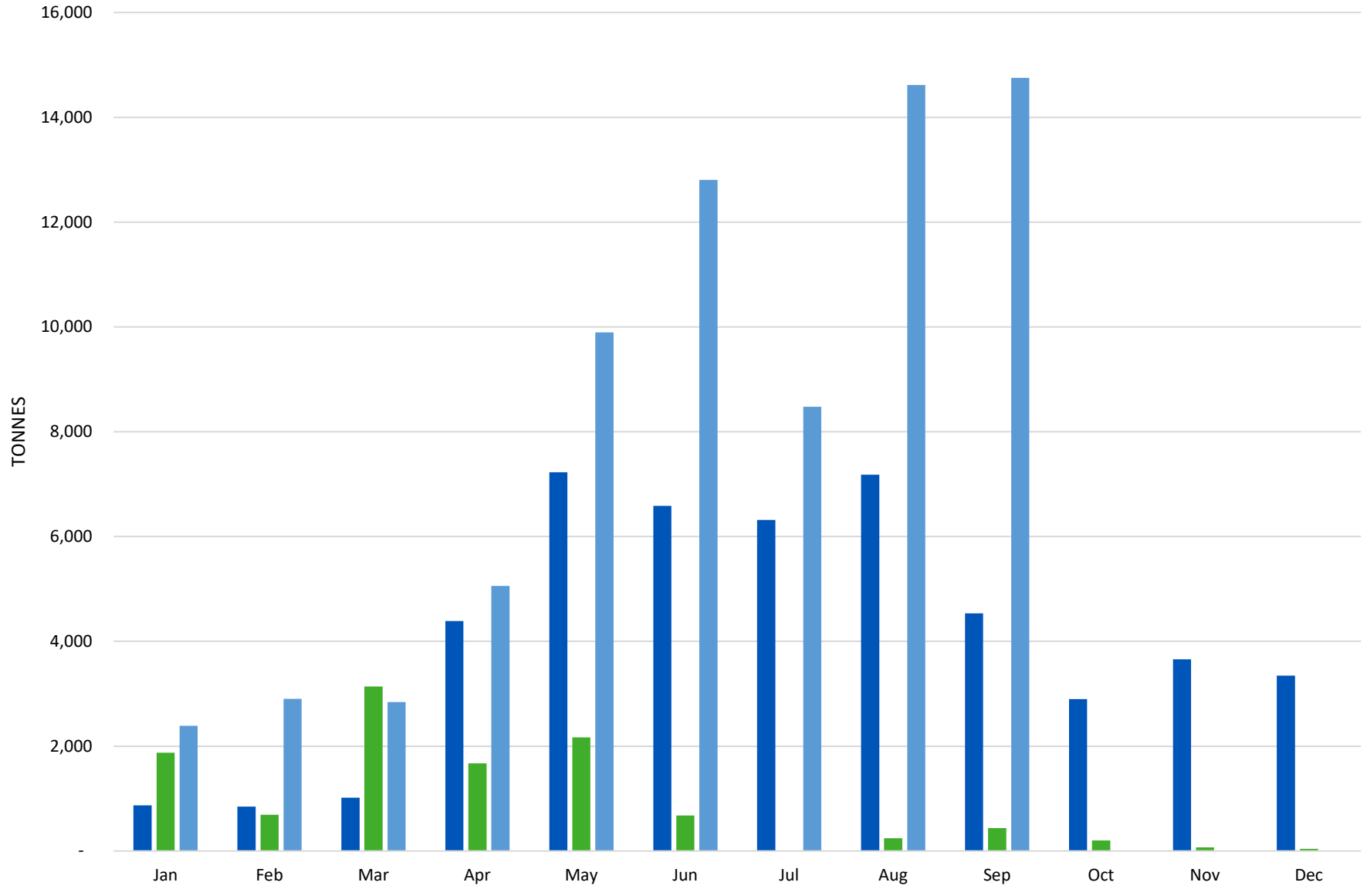
Monthly Inbound Garbage Tonnage

■ 2019 ■ 2020 ■ 2021

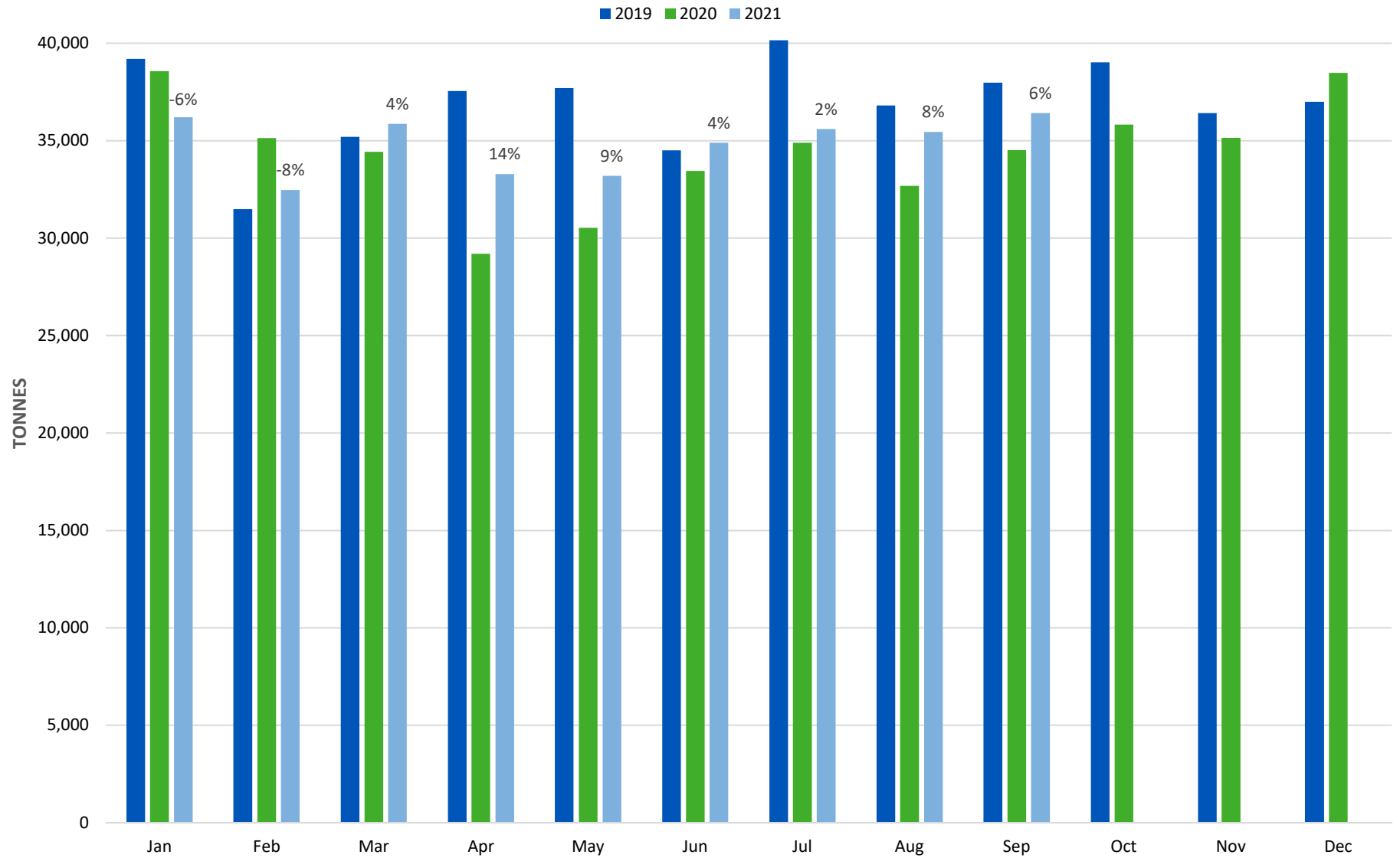


Demo Garbage - Vancouver Landfill

■ 2019 ■ 2020 ■ 2021



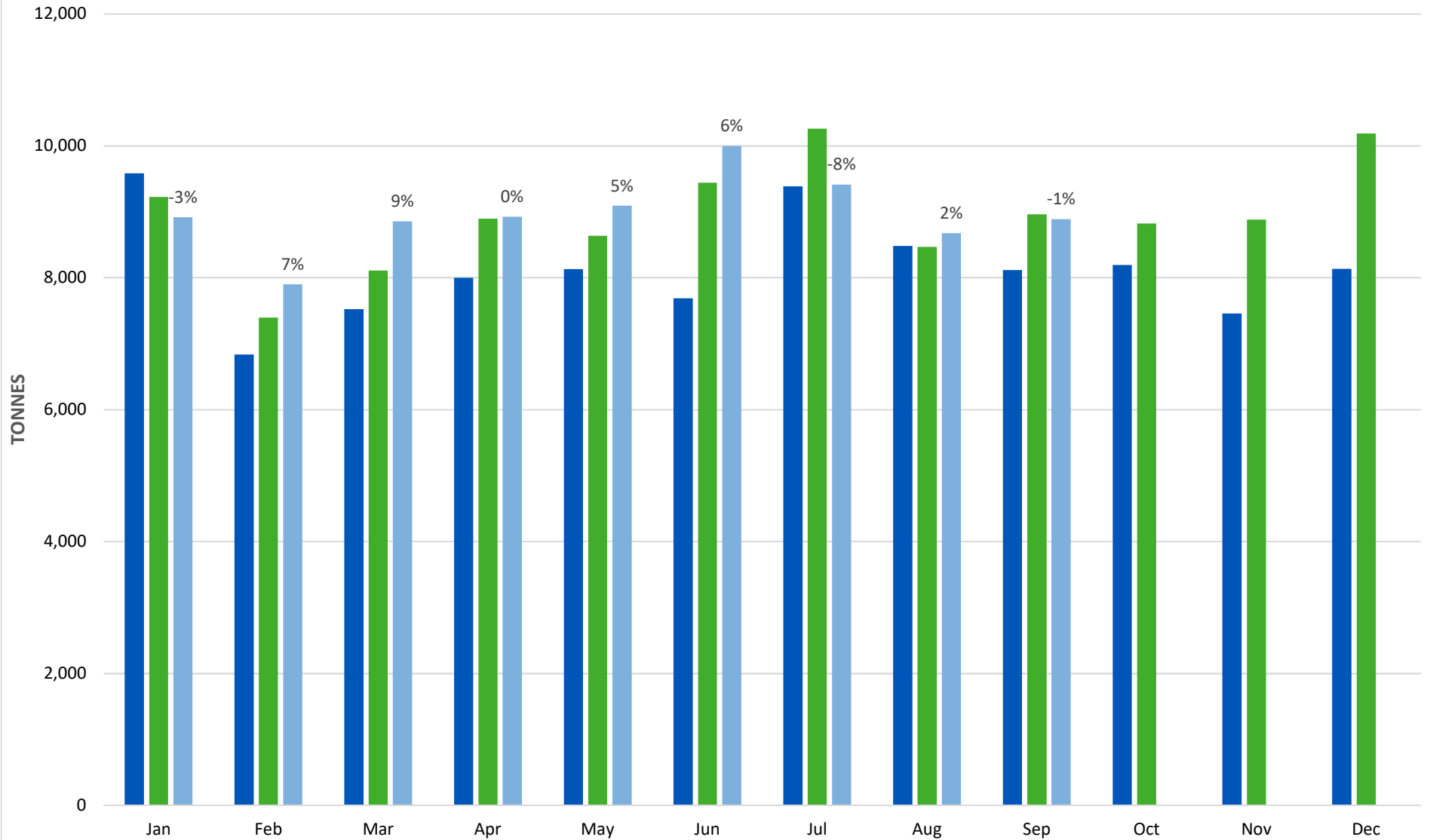
2019 - 2021 Monthly Account Customer Tonnage*



*Coquitlam, North Surrey, North Shore Recycling and Waste Centres & the Waste-to-Energy Facility

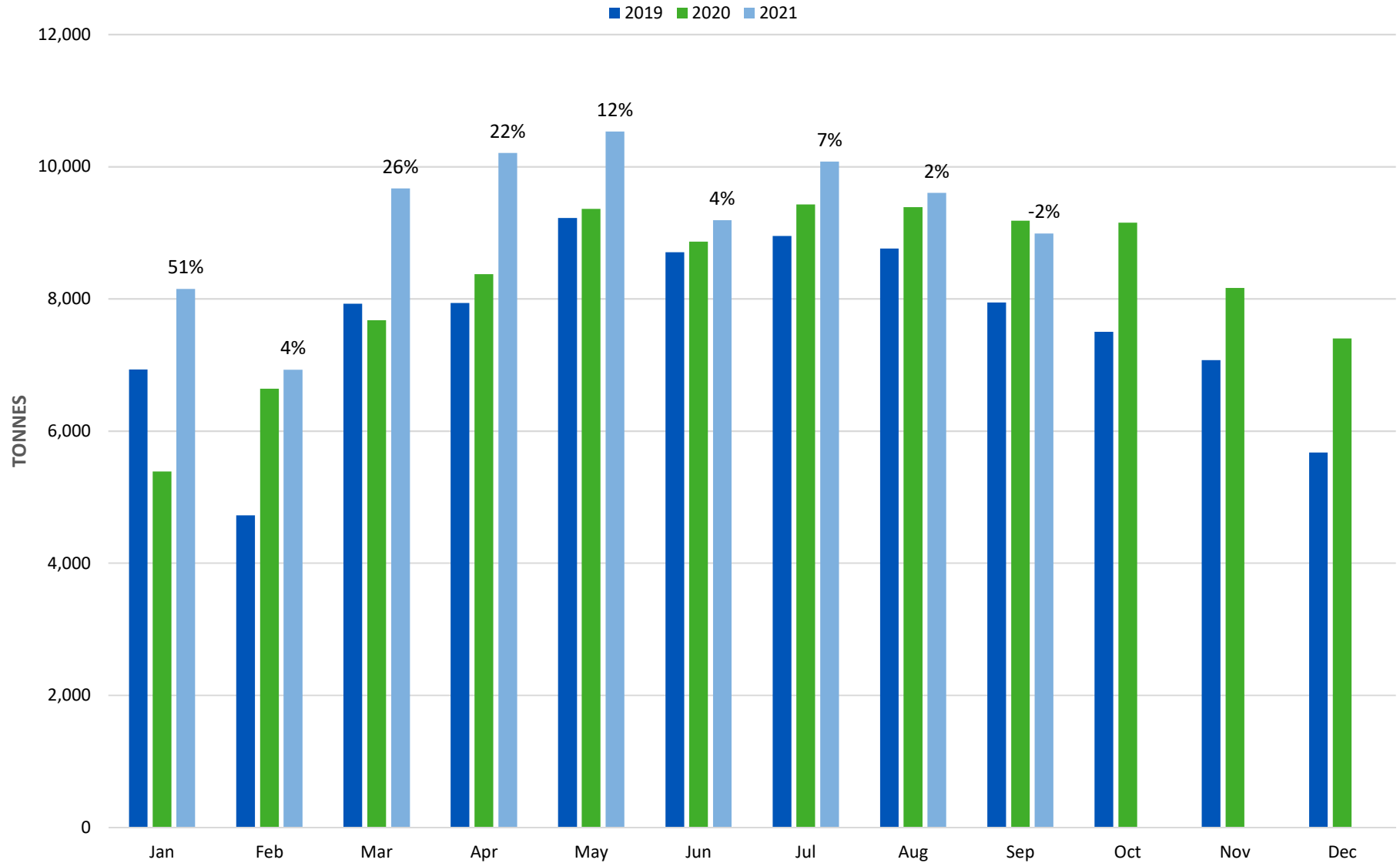
2019 - 2021 Monthly Municipal Curbside Tonnage*

■ 2019 ■ 2020 ■ 2021



*Coquitlam, North Surrey, North Shore Recycling and Waste Centres & the Waste-to-Energy Facility

2019 - 2021 Monthly Non-Account Customer Tonnage*



*All Metro Vancouver Recycling and Waste Centres (excludes Waste-to-Energy Facility)

WMABC – Metro Vancouver- Vancouver

October 13, 2021

3:30 – 4:30 pm

ZOOM meeting – Online/Phone

Attendees

WMABC: Lori Bryan, Grant Hankins, Noel Massey, David Millman

City of Vancouver: Lynn Belanger, Jonathan McDermott

Metro Vancouver: Paul Henderson, Chris Allan, Sarah Evanetz, Paul Litt, Lynne Vidler

AGENDA

1. MV Facility Operational Updates

- a. Waste-to-Energy Turnaround Times (Attachment 1)
- b. Disposal ban surcharge data (Attachment 2)
 - Chris presented new disposal ban tables with inspection rates.
- c. Waste Flows (Attachment 3)

2. City of Vancouver Operational Updates

- Lynn provided an update re: C&D processing residuals – cut off is October 15th and staff have been letting customers know. Will be monitoring to see if the material shows up elsewhere.
- Paul let everyone know that we are hoping to divert bottom ash for beneficial use and are looking for other options to make sure COV stays under the 750k tonne permitted capacity for the year.
- Paul asked Lynn about whether the COV unattended terminals were up and running. Lynn advised that testing is currently underway.

3. Zero Waste Committee reports of interest – October 15, 2021

- a. 2022-2026 Financial Plan – Solid Waste Services
 - Paul went through the budget highlights. No change in tipping fees compared to the last budget cycle (\$4/tonne in all garbage categories for 2022, \$7/tonne for the following years). He noted that staff will be carefully reviewing the budget to see if the tipping fee increases can be reduced for future years.
- b. GVS&DD Tipping Fee and Solid Waste Disposal Regulation Amendment Bylaw No. 350, 2021
 - Still discussing whether summer hours (6pm closing) can be maintained at the North Surrey and North Shore Recycling and Waste Centres for the rest of the year. Working with our contractors to determine the costs involved. ** Chris/Paul Litt to report back on whether Summer hours can be maintained at North Surrey and the North Shore Recycling and Waste Centres.



4. Industry Advisory Committee/ SWMP Advisory Committee Update

- Upcoming meeting scheduled for November 3rd for a broader update on the SWMP development.
- Sarah presented an engagement timeline – currently working on the formation of the industry advisory committee. Will be in touch with WMABC after the November ZWC meeting re: requests for involvement. Lori asked when the first meetings will be – likely not until January.

5. Action items –

- a. United Boulevard tour and test run (Paul Litt) – ready to schedule – ** Paul Litt to email Lori with some potential dates.
- b. Communicate United Boulevard opening date (Paul Henderson) – ** Paul Henderson to advise WMABC when the opening date has been confirmed.

6. Other items –

Next meeting: **Thursday, November 18th at 2pm**

Attachments:

1. Waste-to-Energy Facility Turnaround Times
2. Disposal Ban Surcharge Data
3. Waste Flows

WMABC – Metro Vancouver- Vancouver

November 18, 2021

1:30 – 2:30 pm

ZOOM meeting – Online/Phone

Attendees

WMABC: Lori Bryan, Grant Hankins, Noel Massey, David Millman, Josh JansenVandorn

City of Vancouver: Lynn Belanger, Jonathan McDermott, Chris Dodd

Metro Vancouver: Paul Henderson, Chris Allan, Sarah Evanetz, Paul Litt, Lynne Vidler

AGENDA

1. Storm Impacts
2. MV Facility Operational Updates
 - a. Waste-to-Energy Turnaround Times (Attachment 1)
 - b. Disposal ban surcharge data (Attachment 2)
 - c. Waste Flows (Attachment 3)
3. City of Vancouver Operational Updates
4. Zero Waste Committee reports of interest – November 17, 2021
5. Industry Advisory Committee/ SWMP Advisory Committee Update
6. Action items –
 - a. United Boulevard tour and test run (Paul Litt) – Paul Litt to email Lori with potential dates
 - b. Communicate United Boulevard opening date (Paul Henderson)
 - c. Report back on whether summer hours can be maintained at North Surrey and the North Shore Recycling and Waste Centres. (Paul Litt/ Chris)
7. Other items –

Next meeting: **Proposed for December 8th at 2:30pm**

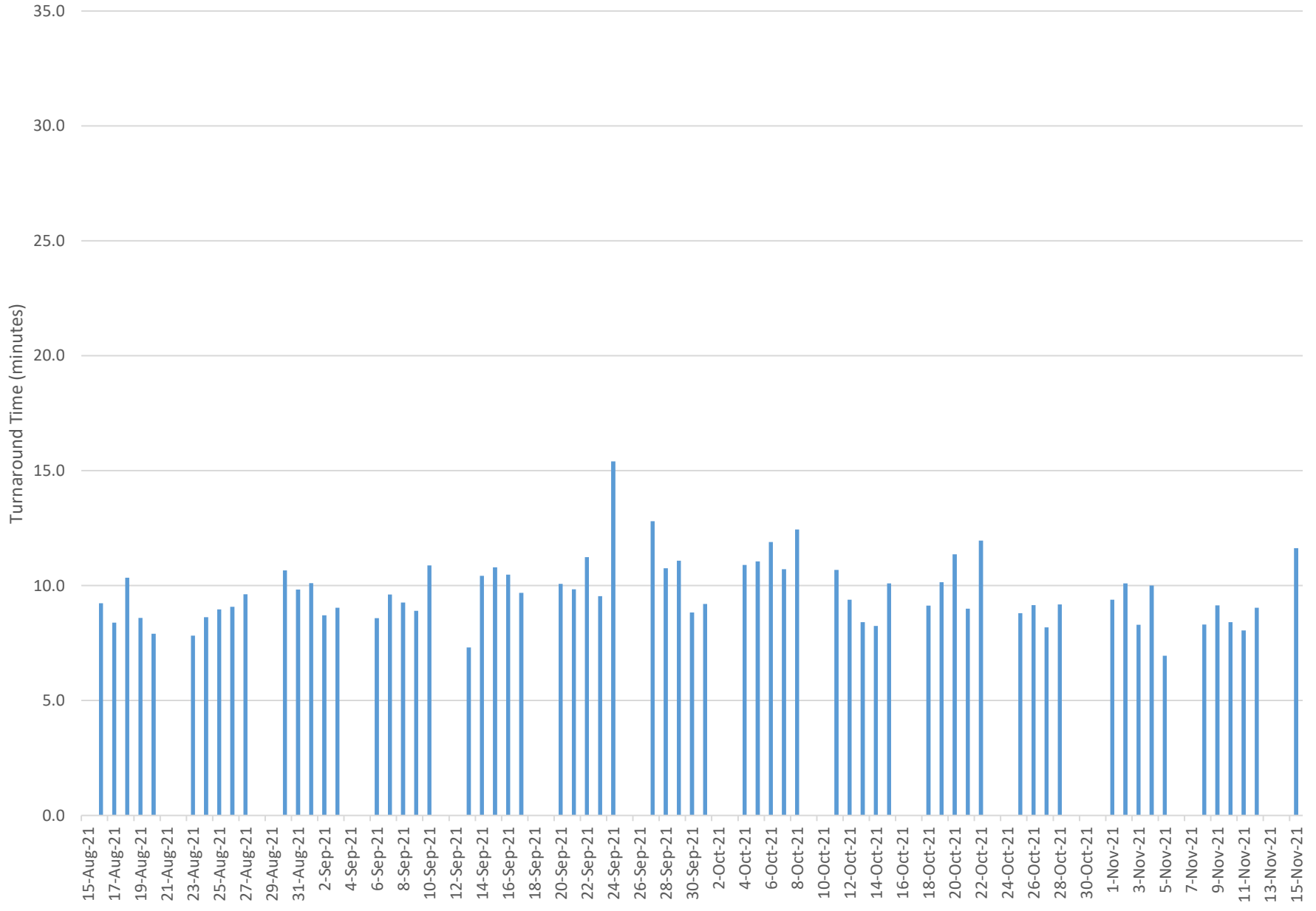
Attachments:

1. Waste-to-Energy Facility Turnaround Times
2. Disposal Ban Surcharge Data
3. Waste Flows

49173565



WTEF Turnaround Time (10 am - 3 pm)



Metro Vancouver Monthly Disposal Ban Program Data

	2021 Monthly Surcharges*										
Banned Materials	Jan (Commercial Loads in brackets)	Feb (Commercial Loads in brackets)	Mar (Commercial Loads in brackets)	Apr (Commercial Loads in brackets)	May (Commercial Loads in brackets)	Jun (Commercial Loads in brackets)	Jul (Commercial Loads in brackets)	Aug (Commercial Loads in brackets)	Sep (Commercial Loads in brackets)	Oct (Commercial Loads in brackets)	Total (Commercial Loads in brackets)
Automobile Waste	1 (1)	0 (0)	0 (0)	0 (0)	0 (0)	0 (0)	0 (0)	0 (0)	0 (0)	1 (1)	2 (2)
Battery(ies)	1 (0)	0 (0)	0 (0)	0 (0)	0 (0)	0 (0)	0 (0)	0 (0)	0 (0)	0 (0)	1 (0)
Beverage Containers >5%	1 (1)	0 (0)	1 (1)	0 (0)	0 (0)	0 (0)	1 (0)	0 (0)	1 (1)	0 (0)	4 (3)
Clean Wood >5%	3 (3)	5 (5)	9 (9)	7 (5)	5 (4)	5 (5)	6 (6)	8 (6)	10 (7)	6 (3)	64 (53)
Corrugated Cardboard > 5%	74 (69)	80 (72)	98 (91)	84 (83)	30 (29)	26 (25)	20 (19)	38 (33)	50 (45)	42 (35)	542 (501)
Dusty Loads	2 (2)	11 (10)	7 (7)	10 (10)	0 (0)	1 (1)	1 (1)	5 (4)	6 (6)	8 (8)	51 (49)
Electronics	117 (106)	137 (122)	159 (150)	74 (67)	42 (40)	24 (22)	12 (7)	60 (57)	47 (41)	62 (51)	734 (663)
EPS (Polystyrene Packaging) >20%	7 (7)	11 (10)	5 (5)	5 (5)	3 (3)	14 (14)	3 (2)	5 (4)	22 (19)	12 (12)	87 (81)
Food Waste >25%	24 (24)	27 (27)	30 (30)	18 (18)	3 (3)	0 (0)	2 (2)	6 (6)	7 (7)	13 (13)	130 (130)
Green Waste >5%	1 (0)	3 (0)	1 (0)	2 (0)	3 (1)	1 (0)	2 (1)	0 (0)	6 (2)	2 (1)	21 (5)
Gypsum	20 (17)	14 (11)	13 (10)	15 (9)	1 (0)	3 (0)	1 (1)	4 (3)	11 (5)	15 (7)	97 (63)
Hazardous Waste	2 (2)	0 (0)	0 (0)	0 (0)	0 (0)	0 (0)	0 (0)	0 (0)	0 (0)	0 (0)	2 (2)
Inert Filled	1 (0)	0 (0)	0 (0)	0 (0)	2 (1)	0 (0)	0 (0)	1 (1)	4 (2)	0 (0)	8 (4)
Large Containers >205L	2 (2)	2 (2)	3 (3)	1 (1)	0 (0)	1 (0)	0 (0)	1 (1)	1 (1)	0 (0)	11 (10)
Liquids or Sludge	1 (1)	1 (1)	6 (6)	3 (2)	7 (7)	0 (0)	0 (0)	2 (2)	1 (0)	1 (1)	22 (20)
Mattress(es)	42 (34)	28 (22)	44 (39)	32 (26)	14 (14)	15 (10)	6 (5)	16 (11)	17 (12)	18 (16)	232 (189)
Mixed Recyclable Materials >5%	24 (24)	22 (22)	25 (25)	20 (20)	18 (13)	13 (12)	1 (1)	3 (2)	5 (3)	7 (5)	138 (127)
Oil, Oil Filters, and Oil Containers	2 (1)	6 (6)	10 (10)	2 (2)	4 (3)	0 (0)	0 (0)	1 (1)	2 (2)	3 (3)	30 (28)
Other Recyclable Containers >5%	0 (0)	0 (0)	1 (1)	0 (0)	1 (1)	0 (0)	0 (0)	1 (1)	3 (2)	0 (0)	6 (5)
Oversized Object	34 (33)	34 (30)	51 (45)	22 (19)	35 (30)	27 (27)	20 (19)	29 (27)	19 (17)	14 (13)	285 (260)
Paint or Paint Containers	9 (8)	9 (9)	9 (8)	11 (8)	11 (8)	6 (6)	4 (3)	6 (4)	2 (1)	2 (2)	69 (57)
Pharmaceuticals	0 (0)	0 (0)	1 (1)	0 (0)	0 (0)	0 (0)	0 (0)	0 (0)	0 (0)	0 (0)	1 (1)
Propane Tanks	2 (2)	1 (1)	2 (1)	3 (0)	0 (0)	0 (0)	0 (0)	0 (0)	1 (0)	0 (0)	9 (4)
Recyclable Paper >5%	0 (0)	2 (1)	2 (2)	0 (0)	0 (0)	0 (0)	2 (1)	2 (2)	2 (1)	0 (0)	10 (7)
Tires	13 (13)	11 (11)	11 (10)	12 (11)	7 (5)	5 (5)	3 (3)	7 (6)	6 (5)	10 (9)	85 (78)
Wire, Hosing, Rope, or Cable >1m	1 (1)	4 (4)	6 (6)	2 (2)	3 (3)	0 (0)	0 (0)	2 (2)	2 (2)	4 (3)	24 (23)
Monthly Total	384 (351)	408 (366)	494 (460)	323 (288)	189 (165)	141 (127)	84 (71)	197 (173)	225 (181)	220 (183)	2665 (2365)

* Data has not been reconciled.

Monthly Disposal Ban Program Data - Total Garbage Loads at MV Facilities

		Garbage Loads	Inspected Loads	Inspection Rate	Surcharge Notices Issued	Surcharge Rate
2020	January	37,024	15,375	42%	443	3%
	February	39,782	15,156	38%	482	3%
	March	46,193	14,349	31%	443	3%
	April	49,509	14,401	29%	553	4%
	May	54,029	17,130	32%	604	4%
	June	52,318	20,644	39%	750	4%
	July	55,889	19,637	35%	703	4%
	August	56,675	16,112	28%	621	4%
	September	54,511	15,994	29%	600	4%
	October	52,822	14,172	27%	513	4%
	November	49,195	14,075	29%	381	3%
	December	46,738	14,215	30%	356	3%
2021	January	48,856	13,979	29%	384	3%
	February	42,159	16,738	40%	408	2%
	March	54,941	23,840	43%	494	2%
	April	58,959	19,206	33%	323	2%
	May	60,937	7,317	12%	189	3%
	June	54,668	9,909	18%	141	1%
	July	59,523	9,922	17%	84	1%
	August	57,568	10,930	19%	197	2%
	September	52,656	14,302	27%	225	2%
	October	50,203	12,176	24%	220	2%

* Data has not been reconciled.

Monthly Disposal Ban Program Data - Commercial Garbage Loads at MV Facilities

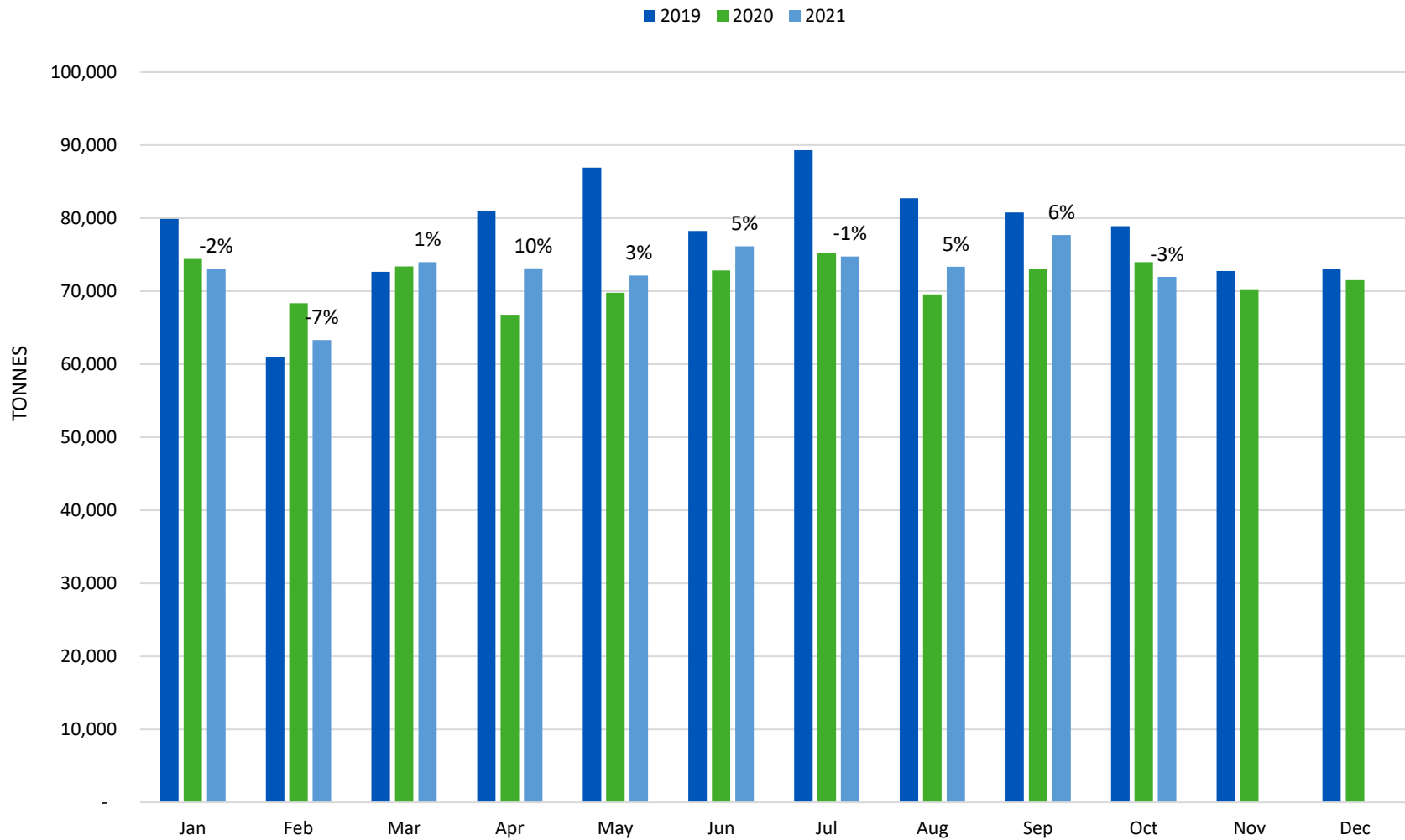
		Garbage Loads	Inspected Loads	Inspection Rate	Surcharge Notices Issued	Surcharge Rate
2020	January	8,290	3,727	45%	390	10%
	February	8,088	3,516	43%	420	12%
	March	8,483	3,891	46%	372	10%
	April	7,375	3,886	53%	480	12%
	May	7,465	3,872	52%	497	13%
	June	7,946	4,460	56%	604	14%
	July	8,469	4,564	54%	590	13%
	August	7,881	3,732	47%	496	13%
	September	8,275	4,027	49%	517	13%
	October	8,408	4,043	48%	460	11%
	November	8,005	3,704	46%	346	9%
	December	8,637	3,953	46%	297	8%
2021	January	8,056	3,705	46%	351	9%
	February	7,625	4,151	54%	366	9%
	March	8,893	4,926	55%	460	9%
	April	8,555	4,193	49%	288	7%
	May	8,500	1,309	15%	165	13%
	June	8,735	1,397	16%	127	9%
	July	9,116	1,304	14%	71	5%
	August	8,947	2,166	24%	173	8%
	September	8,676	2,957	34%	181	6%
	October	8,588	2,853	33%	183	6%

* Data has not been reconciled.

Metro Vancouver* and City of Vancouver Waste Quantities

Monthly Inbound Garbage Tonnage

(Demo garbage not included)

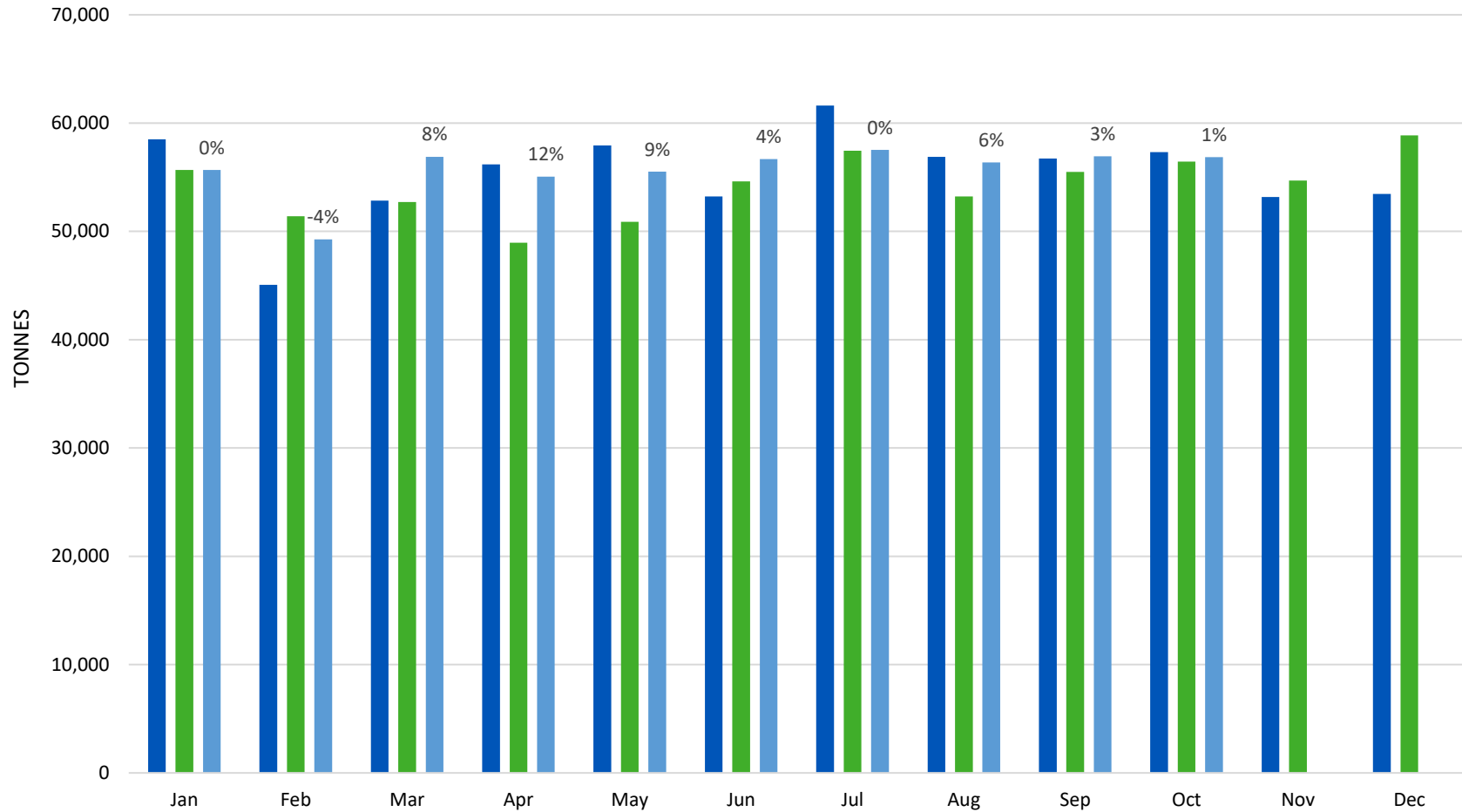


* Metro Vancouver data reconciled to Oct 2021

Metro Vancouver Waste Quantities*

Monthly Inbound Garbage Tonnage

■ 2019 ■ 2020 ■ 2021

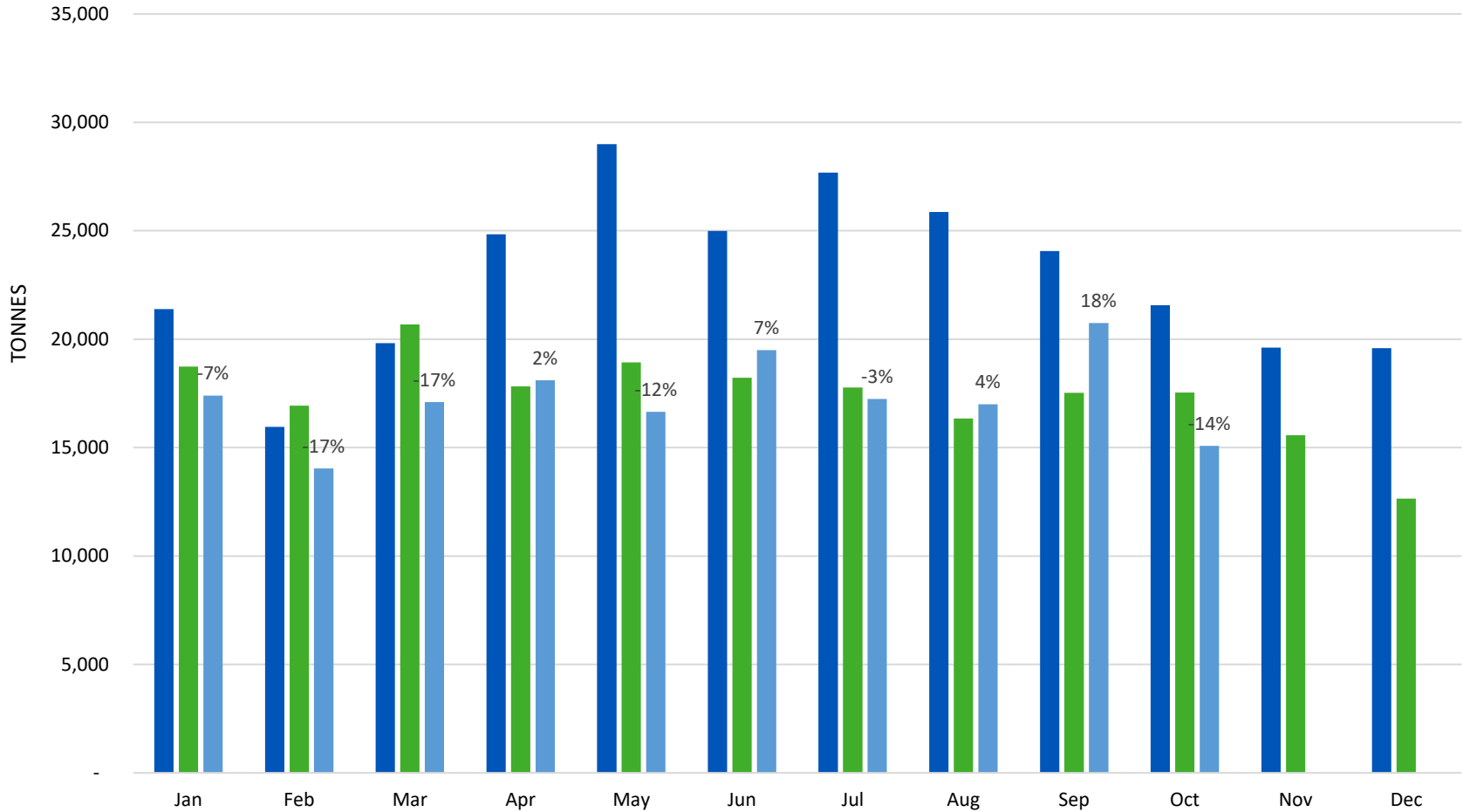


*Metro Vancouver's Five Recycling and Waste Centres & the Waste-to-Energy Facility

*data reconciled to Oct 2021

City of Vancouver Waste Quantities* Monthly Inbound Garbage Tonnage (Demo garbage not included)

■ 2019 ■ 2020 ■ 2021



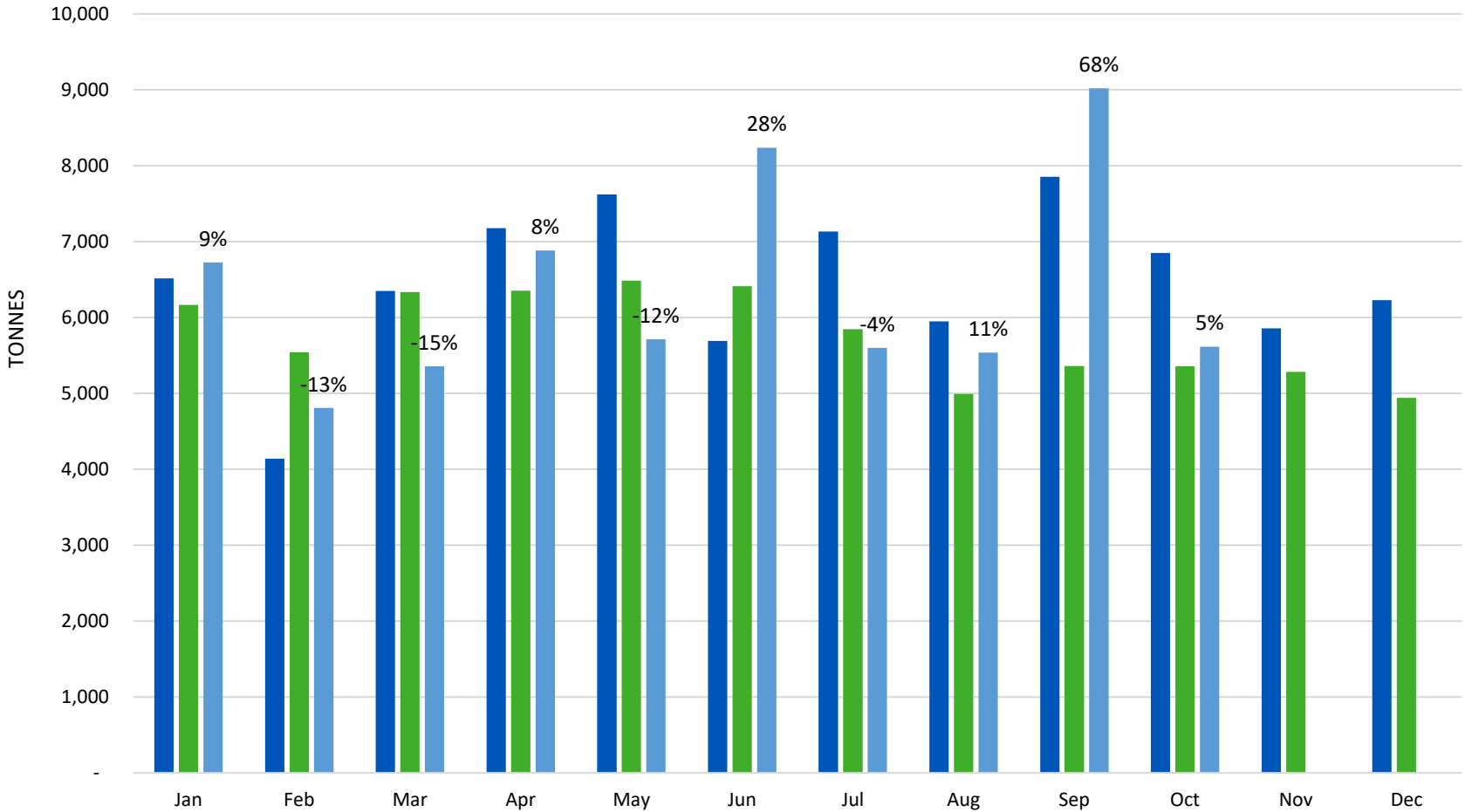
*Vancouver Landfill & Vancouver South Transfer Station

Vancouver Landfill Waste Quantities

Monthly Inbound Garbage Tonnage

(Demo garbage not included)

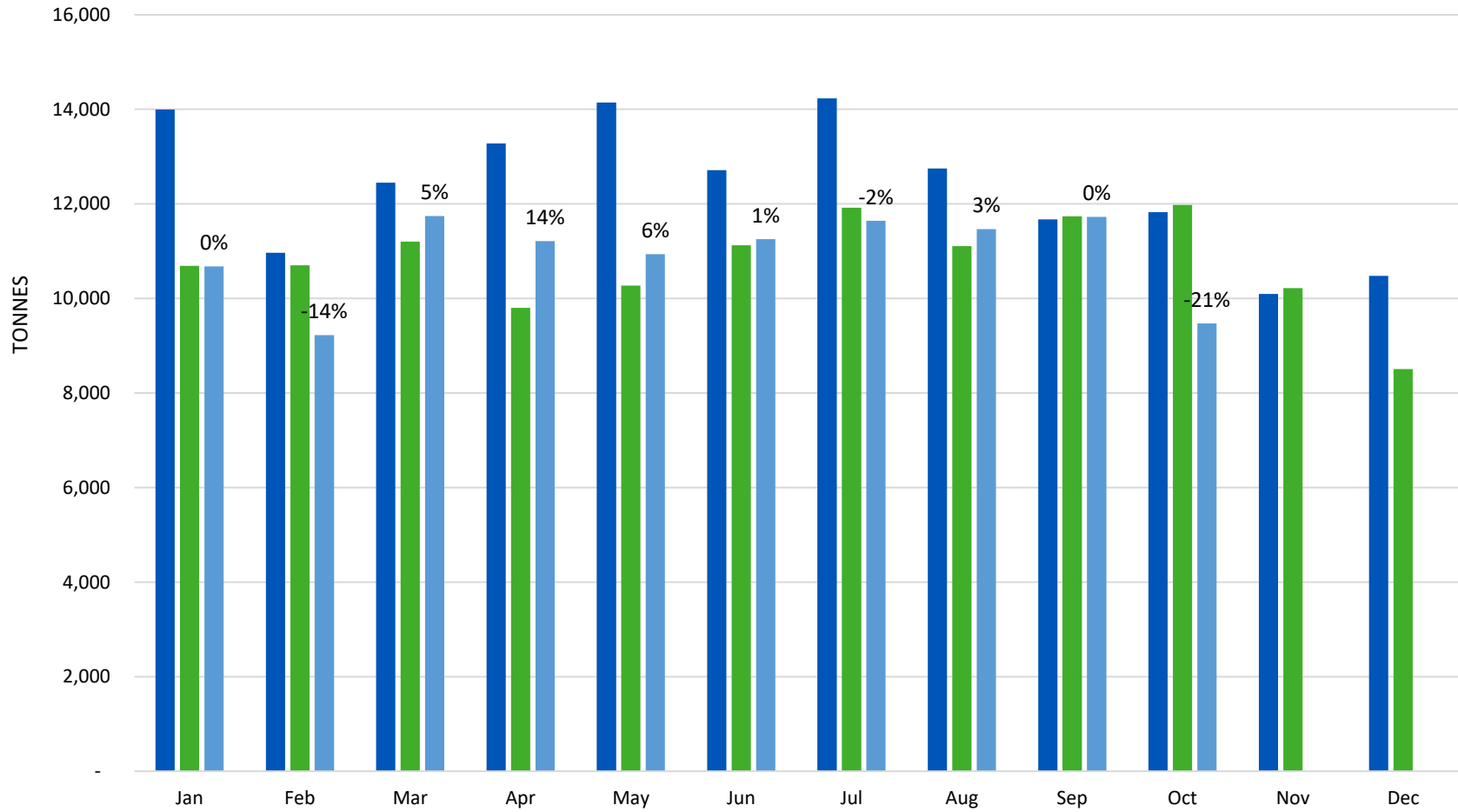
■ 2019 ■ 2020 ■ 2021



Vancouver South Transfer Station Waste Quantities

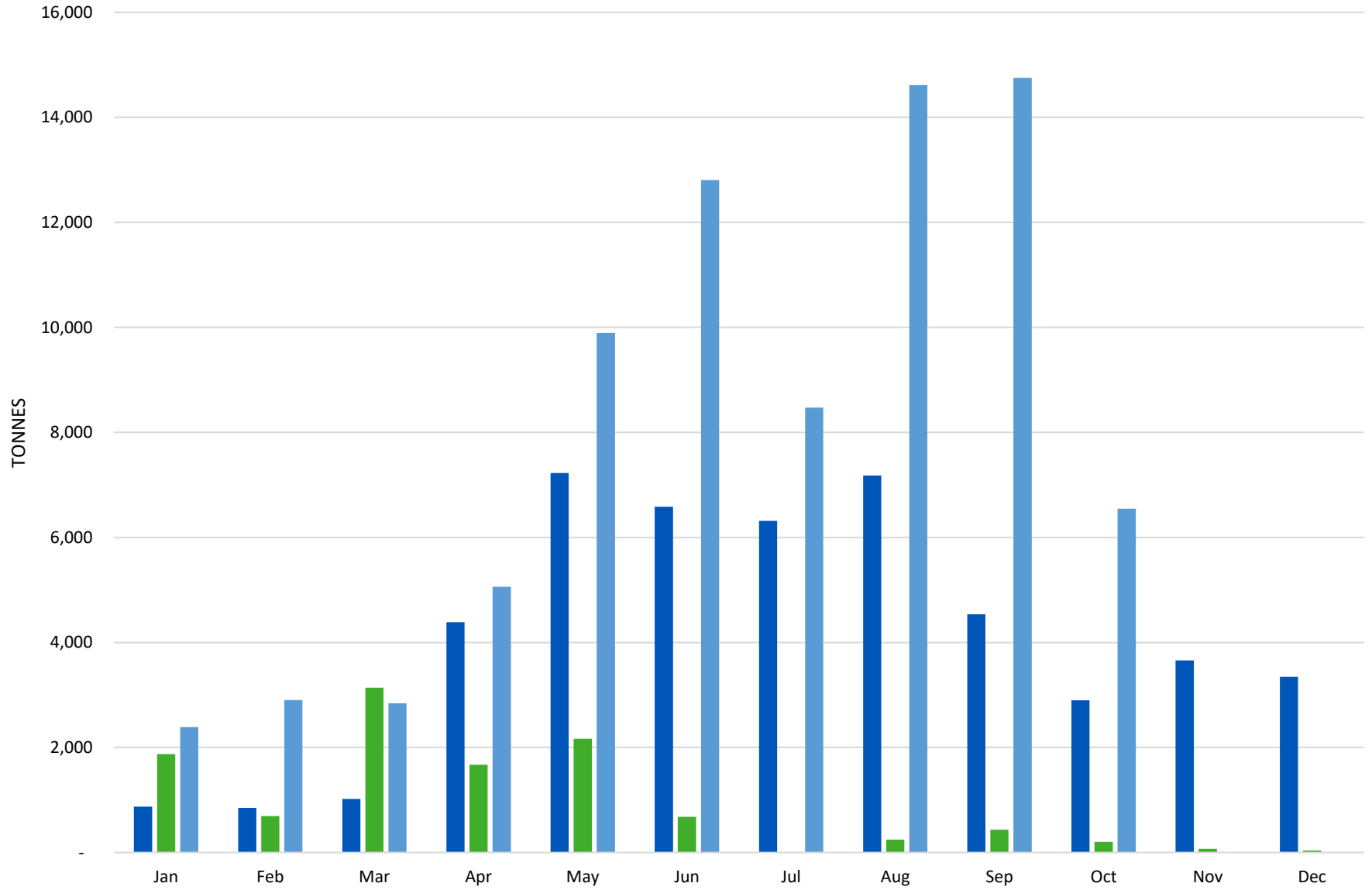
Monthly Inbound Garbage Tonnage

■ 2019 ■ 2020 ■ 2021

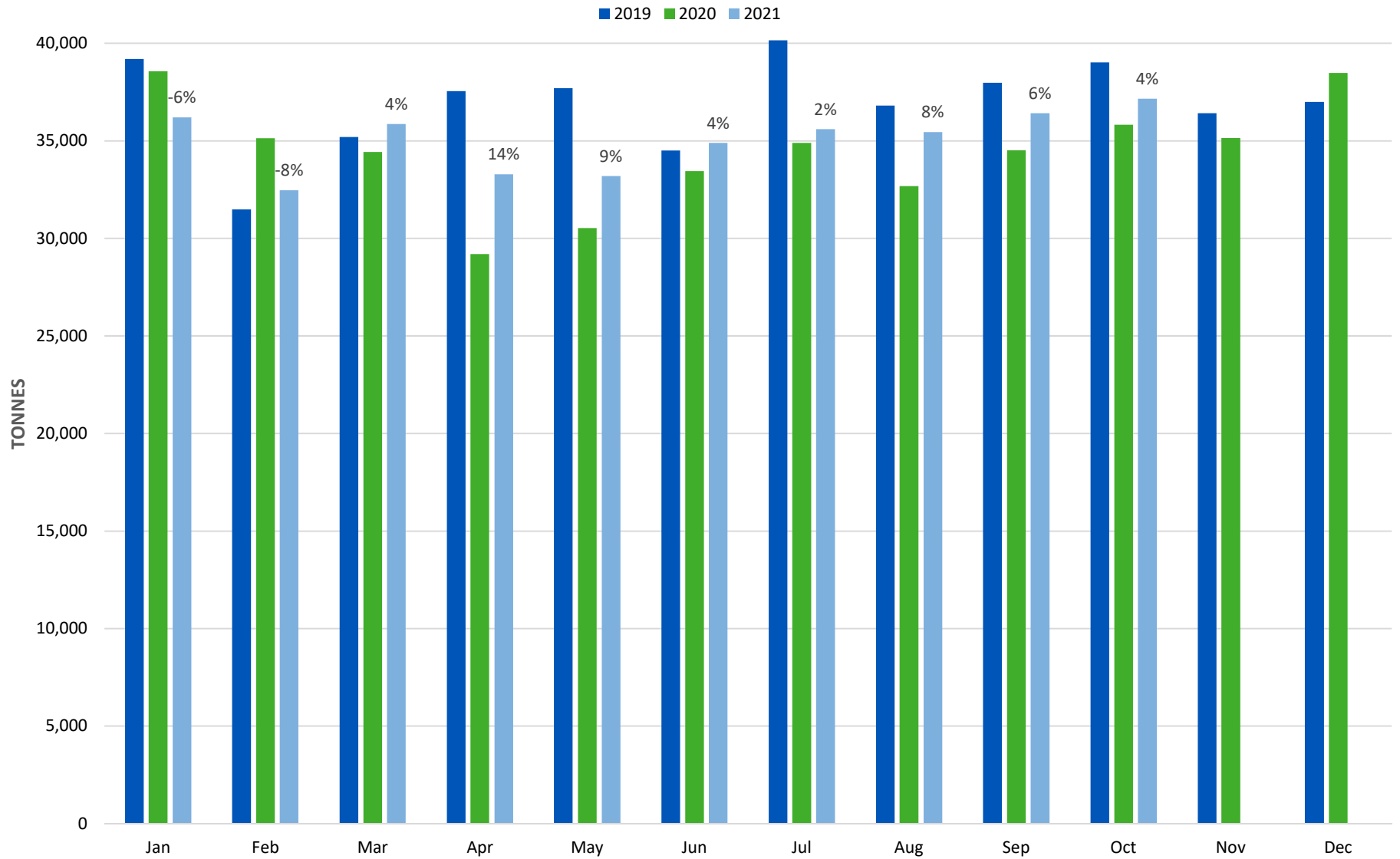


Demo Garbage - Vancouver Landfill

■ 2019 ■ 2020 ■ 2021



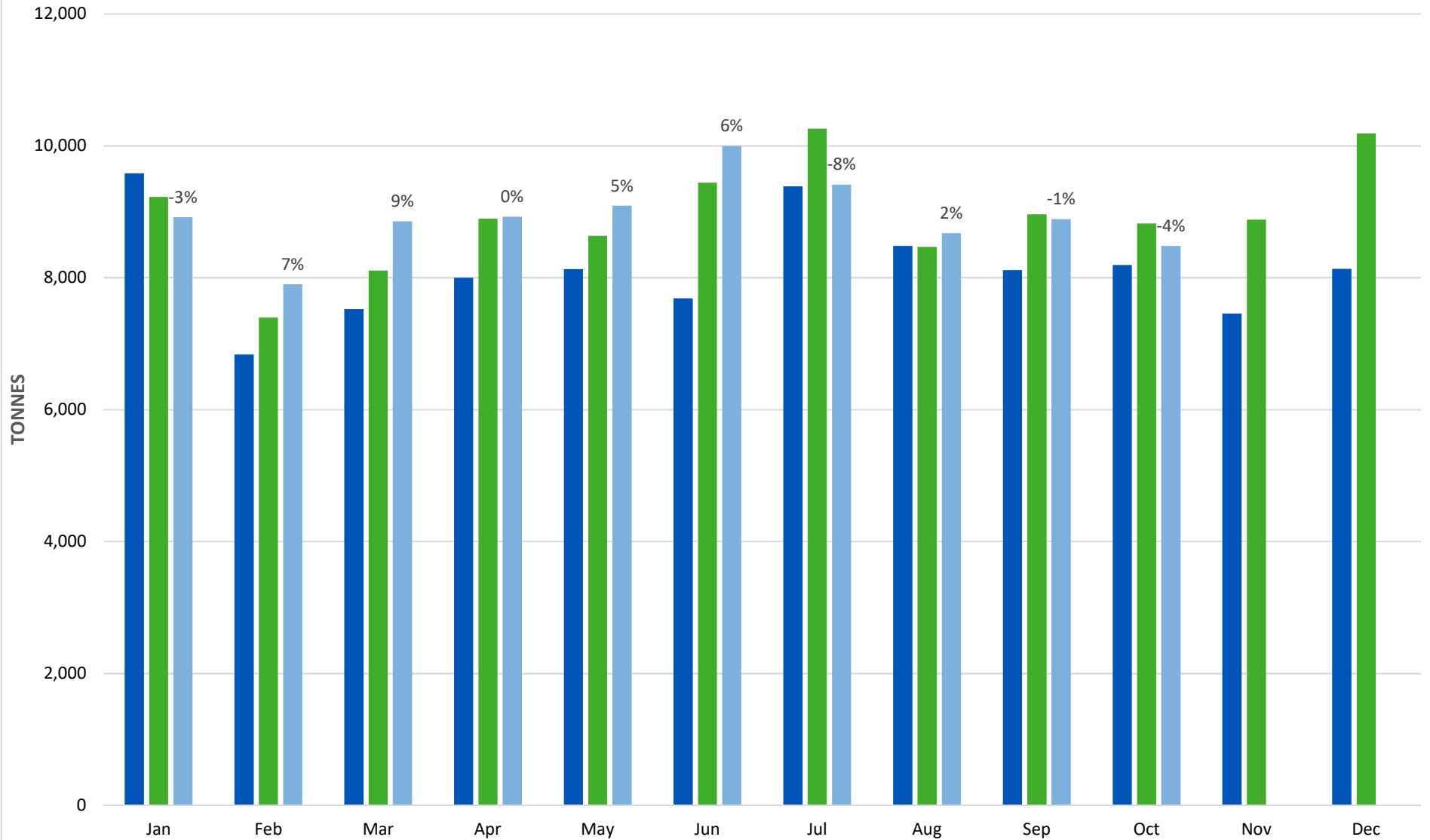
2019 - 2021 Monthly Account Customer Tonnage*



*Coquitlam, North Surrey, North Shore Recycling and Waste Centres & the Waste-to-Energy Facility

2019 - 2021 Monthly Municipal Curbside Tonnage*

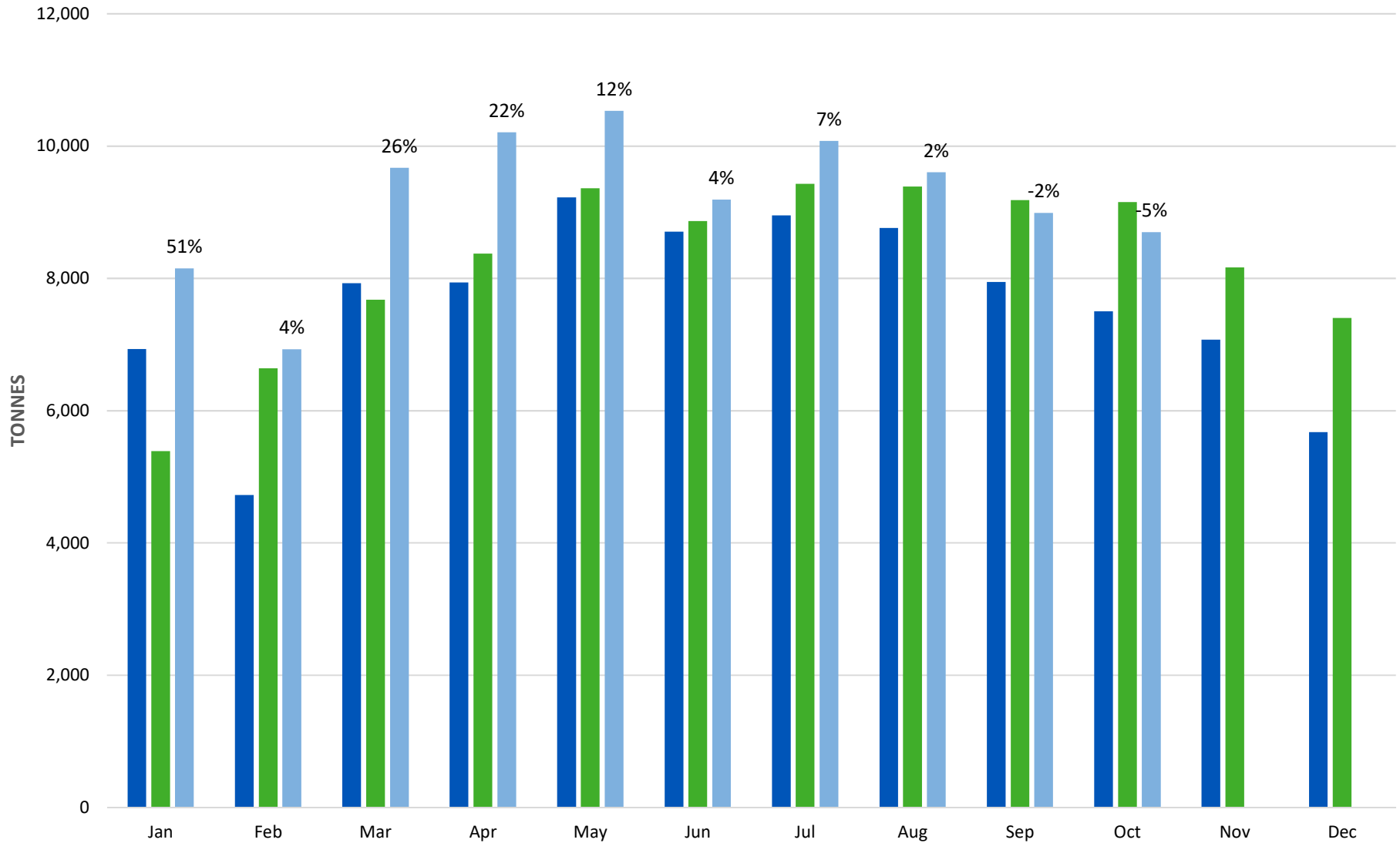
■ 2019 ■ 2020 ■ 2021



*Coquitlam, North Surrey, North Shore Recycling and Waste Centres & the Waste-to-Energy Facility

2019 - 2021 Monthly Non-Account Customer Tonnage*

■ 2019 ■ 2020 ■ 2021



*All Metro Vancouver Recycling and Waste Centres (excludes Waste-to-Energy Facility)

WMABC – Metro Vancouver- Vancouver

November 18, 2021

1:30 – 2:30 pm

ZOOM meeting – Online/Phone

Attendees

WMABC: Lori Bryan, Grant Hankins, Noel Massey, David Millman, Josh JansenVandorn

City of Vancouver: Lynn Belanger

Metro Vancouver: Paul Henderson, Chris Allan, Sarah Evanetz, Paul Litt, Lynne Vidler

AGENDA

1. Storm Impacts – discussed issues arising from the November 15th flood and resulting road closures cutting off many areas of BC.
 - Paul issued a temporary waiver for food waste disposal bans in the Metro Vancouver system.
 - RecycleBC has stopped glass and EPS collection temporarily.
 - Lori has requested that disposal bans be temporarily waived for all recyclable materials. Haulers are having issues with high volumes and vectors due to the closure of recycling and organics processing facilities. Paul said that he will look at that option, explaining that it would apply only to recyclable materials and not operationally hazardous material bans.
 - Haulers are also having issues with employees who are not able to get to work.
 - Grant noted that materials coming from the Fraser Valley will likely be coming into our system. Paul informed WMABC that MV will be meeting with the Province to discuss acceptance of out of region garbage.
 - Noel asked if there was potential to store materials at the new United Boulevard facilities. Paul said this is not being considered at this time.
 - Dave expressed concern that volumes could be extremely high in the next week or so with cleanup efforts from the flood. Dave also noted that haulers are trying to move as much material as possible and that many hauling routes behind schedule.
 - Paul noted that we will have inspectors stationed at the eastern facilities to make sure that new customers understand site restrictions.
2. MV Facility Operational Updates – Chris reviewed monthly charts
 - a. Waste-to-Energy Turnaround Times (Attachment 1)
 - b. Disposal ban surcharge data (Attachment 2)
 - c. Waste Flows (Attachment 3)



3. City of Vancouver Operational Updates

- Lynn noted that VSTS repairs are ongoing until mid-December
- Unattended scales trials are underway this week.
- City of Vancouver is having trouble moving mattresses right now due to road closures. They may have to stop accepting them if another recycling solution is not found.

4. Zero Waste Committee reports of interest – November 17, 2021

- Paul reviewed November meeting report highlights including SWMP engagement status, single use items report, Ecowaste report.
- Paul noted that the Zero Waste Committee will not be providing a position on Ecowaste's application for a 20-year extension of landfill operations within the ALR. Lori noted that they provided feedback on behalf of Ecowaste regarding potential unintended consequences if the extension is not granted.

5. Industry Advisory Committee/ SWMP Advisory Committee Update

- Paul and Sarah noted that the process to launch the technical and advisory committees is currently underway.

6. Action items –

- a. United Boulevard tour and test run (Paul Litt) – Paul Litt to email Lori with potential dates – MV will be targeting a stakeholder event in mid-December. More information will be shared once the date is confirmed.
- b. Communicate United Boulevard opening date (Paul Henderson) – Targeting January 3rd for opening.
- c. Report back on whether summer hours can be maintained at North Surrey and the North Shore Recycling and Waste Centres. (Paul Litt/ Chris) – complete – summer hours will be maintained.

7. Other items –

Next meeting: **We will skip December and resume meetings in January.**

Attachments:

1. Waste-to-Energy Facility Turnaround Times
2. Disposal Ban Surcharge Data
3. Waste Flows

WMABC – Metro Vancouver- Vancouver

January 20, 2022

1:30 – 2:30 pm

ZOOM meeting – Online/Phone

Attendees

WMABC: Lori Bryan, Grant Hankins, Noel Massey, David Millman, Josh JansenVandorn

City of Vancouver: Lynn Belanger

Metro Vancouver: Paul Henderson, Chris Allan, Sarah Evanetz, Paul Litt, Lynne Vidler

AGENDA

1. Coquitlam Temporary Closure
2. New Facility Updates
3. MV Facility Operational Updates
 - a. Waste-to-Energy Turnaround Times (Attachment 1)
 - b. Disposal ban surcharge data (Attachment 2)
 - c. Waste Flows (Attachment 3)
4. City of Vancouver Operational Updates
5. Zero Waste Committee reports of interest – January 20, 2021
6. Industry Advisory Committee/ SWMP Advisory Committee Update
7. Action items –
 - a. Update on temporary disposal ban waivers
 - b. Future meetings
8. Other items

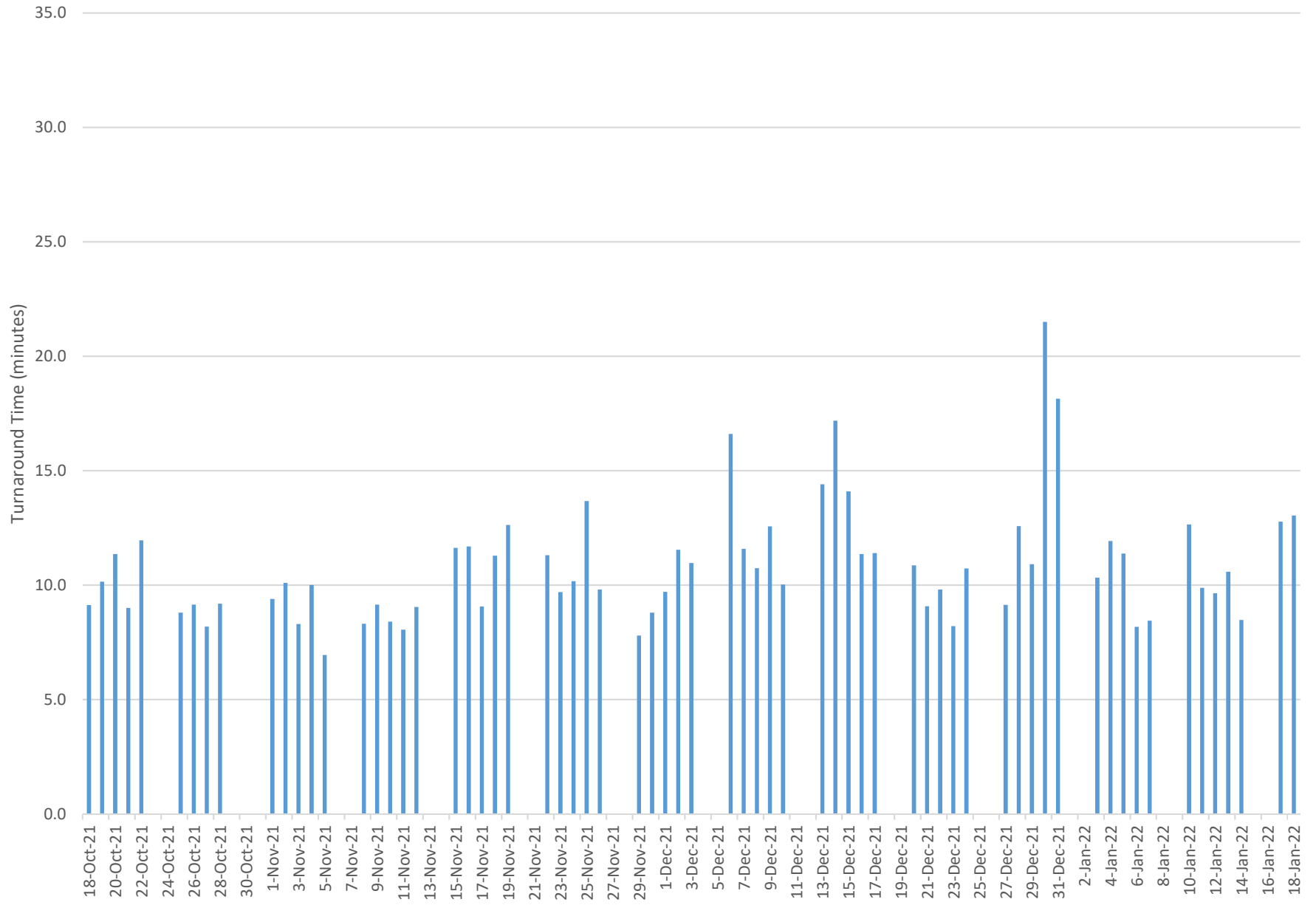
Attachments:

1. Waste-to-Energy Facility Turnaround Times
2. Disposal Ban Surcharge Data
3. Waste Flows

50283551



WTEF Turnaround Time (10 am - 3 pm)



Metro Vancouver Monthly Disposal Ban Program Data

	2021 Monthly Surcharges*												
Banned Materials	Jan (Commercial Loads in brackets)	Feb (Commercial Loads in brackets)	Mar (Commercial Loads in brackets)	Apr (Commercial Loads in brackets)	May (Commercial Loads in brackets)	Jun (Commercial Loads in brackets)	Jul (Commercial Loads in brackets)	Aug (Commercial Loads in brackets)	Sep (Commercial Loads in brackets)	Oct (Commercial Loads in brackets)	Nov (Commercial Loads in brackets)	Dec (Commercial Loads in brackets)	Total (Commercial Loads in brackets)
Antifreeze & Containers	0 (0)	0 (0)	0 (0)	0 (0)	0 (0)	0 (0)	0 (0)	0 (0)	0 (0)	0 (0)	0 (0)	1 (1)	1 (1)
Automobile Waste	1 (1)	0 (0)	0 (0)	0 (0)	0 (0)	0 (0)	0 (0)	0 (0)	0 (0)	1 (1)	0 (0)	0 (0)	2 (2)
Battery(ies)	1 (0)	0 (0)	0 (0)	0 (0)	0 (0)	0 (0)	0 (0)	0 (0)	0 (0)	0 (0)	0 (0)	0 (0)	1 (0)
Beverage Containers >5%	1 (1)	0 (0)	1 (1)	0 (0)	0 (0)	0 (0)	1 (0)	0 (0)	1 (1)	0 (0)	0 (0)	0 (0)	4 (3)
Clean Wood >5%	3 (3)	5 (5)	9 (9)	7 (5)	5 (4)	5 (5)	6 (6)	8 (6)	10 (7)	6 (3)	2 (1)	0 (0)	66 (54)
Corrugated Cardboard > 5%	74 (69)	80 (72)	98 (91)	84 (83)	30 (29)	26 (25)	20 (19)	38 (33)	50 (45)	42 (35)	43 (40)	0 (0)	585 (541)
Dusty Loads	2 (2)	11 (10)	7 (7)	10 (10)	0 (0)	1 (1)	1 (1)	5 (4)	6 (6)	8 (8)	3 (3)	9 (8)	63 (60)
Electronics	117 (106)	137 (122)	159 (150)	74 (67)	42 (40)	24 (22)	12 (7)	60 (57)	47 (41)	62 (51)	32 (25)	2 (1)	768 (689)
EPS (Polystyrene Packaging) >20%	7 (7)	11 (10)	5 (5)	5 (5)	3 (3)	14 (14)	3 (2)	5 (4)	22 (19)	12 (12)	14 (14)	0 (0)	101 (95)
Food Waste >25%	24 (24)	27 (27)	30 (30)	18 (18)	3 (3)	0 (0)	2 (2)	6 (6)	7 (7)	13 (13)	15 (15)	0 (0)	145 (145)
Green Waste >5%	1 (0)	3 (0)	1 (0)	2 (0)	3 (1)	1 (0)	2 (1)	0 (0)	6 (2)	2 (1)	0 (0)	0 (0)	21 (5)
Gypsum	20 (17)	14 (11)	13 (10)	15 (9)	1 (0)	3 (0)	1 (1)	4 (3)	11 (5)	15 (7)	5 (1)	20 (7)	122 (71)
Hazardous Waste	2 (2)	0 (0)	0 (0)	0 (0)	0 (0)	0 (0)	0 (0)	0 (0)	0 (0)	0 (0)	0 (0)	1 (1)	3 (3)
Inert Filled	1 (0)	0 (0)	0 (0)	0 (0)	2 (1)	0 (0)	0 (0)	1 (1)	4 (2)	0 (0)	0 (0)	1 (0)	9 (4)
Large Containers >205L	2 (2)	2 (2)	3 (3)	1 (1)	0 (0)	1 (0)	0 (0)	1 (1)	1 (1)	0 (0)	3 (3)	1 (1)	15 (14)
Liquids or Sludge	1 (1)	1 (1)	6 (6)	3 (2)	7 (7)	0 (0)	0 (0)	2 (2)	1 (0)	1 (1)	1 (1)	3 (3)	26 (24)
Mattress(es)	42 (34)	28 (22)	44 (39)	32 (26)	14 (14)	15 (10)	6 (5)	16 (11)	17 (12)	18 (16)	16 (13)	1 (1)	249 (203)
Mixed Recyclable Materials >5%	24 (24)	22 (22)	25 (25)	20 (20)	18 (13)	13 (12)	1 (1)	3 (2)	5 (3)	7 (5)	2 (2)	0 (0)	140 (129)
Oil, Oil Filters, and Oil Containers	2 (1)	6 (6)	10 (10)	2 (2)	4 (3)	0 (0)	0 (0)	1 (1)	2 (2)	3 (3)	1 (1)	2 (1)	33 (30)
Other Recyclable Containers >5%	0 (0)	0 (0)	1 (1)	0 (0)	1 (1)	0 (0)	0 (0)	1 (1)	3 (2)	0 (0)	0 (0)	0 (0)	6 (5)
Oversized Object	34 (33)	34 (30)	51 (45)	22 (19)	35 (30)	27 (27)	20 (19)	29 (27)	19 (17)	14 (13)	8 (7)	11 (11)	304 (278)
Paint or Paint Containers	9 (8)	9 (9)	9 (8)	11 (8)	11 (8)	6 (6)	4 (3)	6 (4)	2 (1)	2 (2)	2 (2)	6 (5)	77 (64)
Pharmaceuticals	0 (0)	0 (0)	1 (1)	0 (0)	0 (0)	0 (0)	0 (0)	0 (0)	0 (0)	0 (0)	0 (0)	0 (0)	1 (1)
Propane Tanks	2 (2)	1 (1)	2 (1)	3 (0)	0 (0)	0 (0)	0 (0)	0 (0)	1 (0)	0 (0)	1 (1)	2 (2)	12 (7)
Recyclable Paper >5%	0 (0)	2 (1)	2 (2)	0 (0)	0 (0)	0 (0)	2 (1)	2 (2)	2 (1)	0 (0)	0 (0)	0 (0)	10 (7)
Tires	13 (13)	11 (11)	11 (10)	12 (11)	7 (5)	5 (5)	3 (3)	7 (6)	6 (5)	10 (9)	3 (3)	6 (5)	94 (86)
Wire, Hosing, Rope, or Cable >1m	1 (1)	4 (4)	6 (6)	2 (2)	3 (3)	0 (0)	0 (0)	2 (2)	2 (2)	4 (3)	3 (2)	2 (2)	29 (27)
Worksafe Hazard Material	0 (0)	0 (0)	0 (0)	0 (0)	0 (0)	0 (0)	0 (0)	0 (0)	0 (0)	0 (0)	0 (0)	2 (1)	2 (1)
Monthly Total	384 (351)	408 (366)	494 (460)	323 (288)	189 (165)	141 (127)	84 (71)	197 (173)	225 (181)	220 (183)	154 (134)	70 (50)	2889 (2549)

* Data has not been reconciled.

Monthly Disposal Ban Program Data - Total Garbage Loads at MV Facilities

		Garbage Loads	Inspected Loads	Inspection Rate	Surcharge Notices Issued	Surcharge Rate
2020	January	37,024	15,375	42%	443	3%
	February	39,782	15,156	38%	482	3%
	March	46,193	14,349	31%	443	3%
	April	49,509	14,401	29%	553	4%
	May	54,029	17,130	32%	604	4%
	June	52,318	20,644	39%	750	4%
	July	55,889	19,637	35%	703	4%
	August	56,675	16,112	28%	621	4%
	September	54,511	15,994	29%	600	4%
	October	52,822	14,172	27%	513	4%
	November	49,195	14,075	29%	381	3%
	December	46,738	14,215	30%	356	3%
2021	January	48,856	13,979	29%	384	3%
	February	42,159	16,738	40%	408	2%
	March	54,941	23,840	43%	494	2%
	April	58,959	19,206	33%	323	2%
	May	60,937	7,317	12%	189	3%
	June	54,668	9,909	18%	141	1%
	July	59,523	9,922	17%	84	1%
	August	57,568	10,930	19%	197	2%
	September	52,656	14,302	27%	225	2%
	October	50,203	12,176	24%	220	2%
	November	48,408	11,386	24%	154	1%
	December	44,800	12,510	28%	70	1%

* Data has not been reconciled.

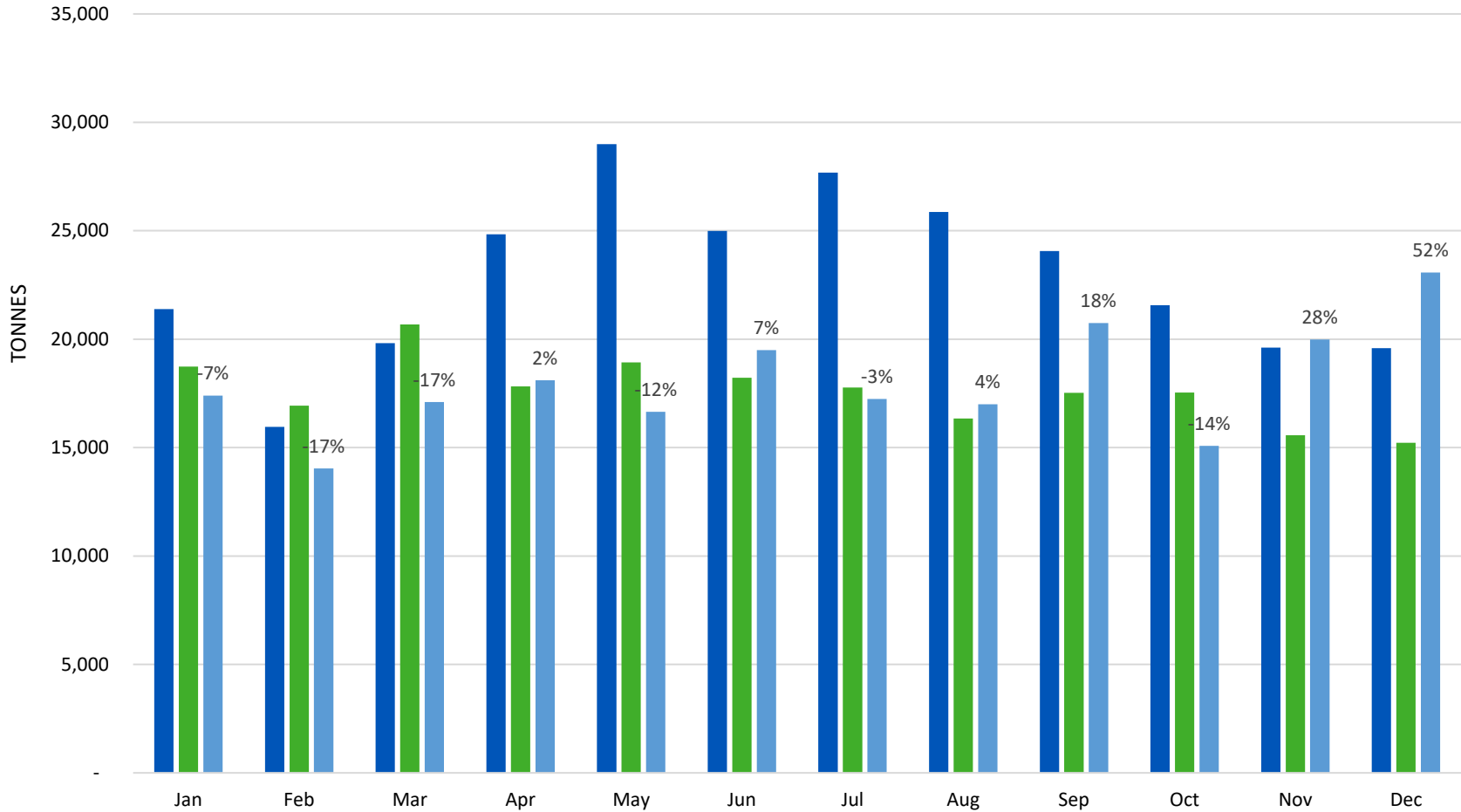
Monthly Disposal Ban Program Data - Commercial Garbage Loads at MV Facilities

		Garbage Loads	Inspected Loads	Inspection Rate	Surcharge Notices Issued	Surcharge Rate
2020	January	8,290	3,727	45%	390	10%
	February	8,088	3,516	43%	420	12%
	March	8,483	3,891	46%	372	10%
	April	7,375	3,886	53%	480	12%
	May	7,465	3,872	52%	497	13%
	June	7,946	4,460	56%	604	14%
	July	8,469	4,564	54%	590	13%
	August	7,881	3,732	47%	496	13%
	September	8,275	4,027	49%	517	13%
	October	8,408	4,043	48%	460	11%
	November	8,005	3,704	46%	346	9%
	December	8,637	3,953	46%	297	8%
2021	January	8,056	3,705	46%	351	9%
	February	7,625	4,151	54%	366	9%
	March	8,893	4,926	55%	460	9%
	April	8,555	4,193	49%	288	7%
	May	8,500	1,309	15%	165	13%
	June	8,735	1,397	16%	127	9%
	July	9,116	1,304	14%	71	5%
	August	8,947	2,166	24%	173	8%
	September	8,676	2,957	34%	181	6%
	October	8,588	2,853	33%	183	6%
	November	9,418	2,929	31%	134	5%
	December	9,470	3,308	35%	50	2%

* Data has not been reconciled.

City of Vancouver Waste Quantities* Monthly Inbound Garbage Tonnage (Demo garbage not included)

■ 2019 ■ 2020 ■ 2021

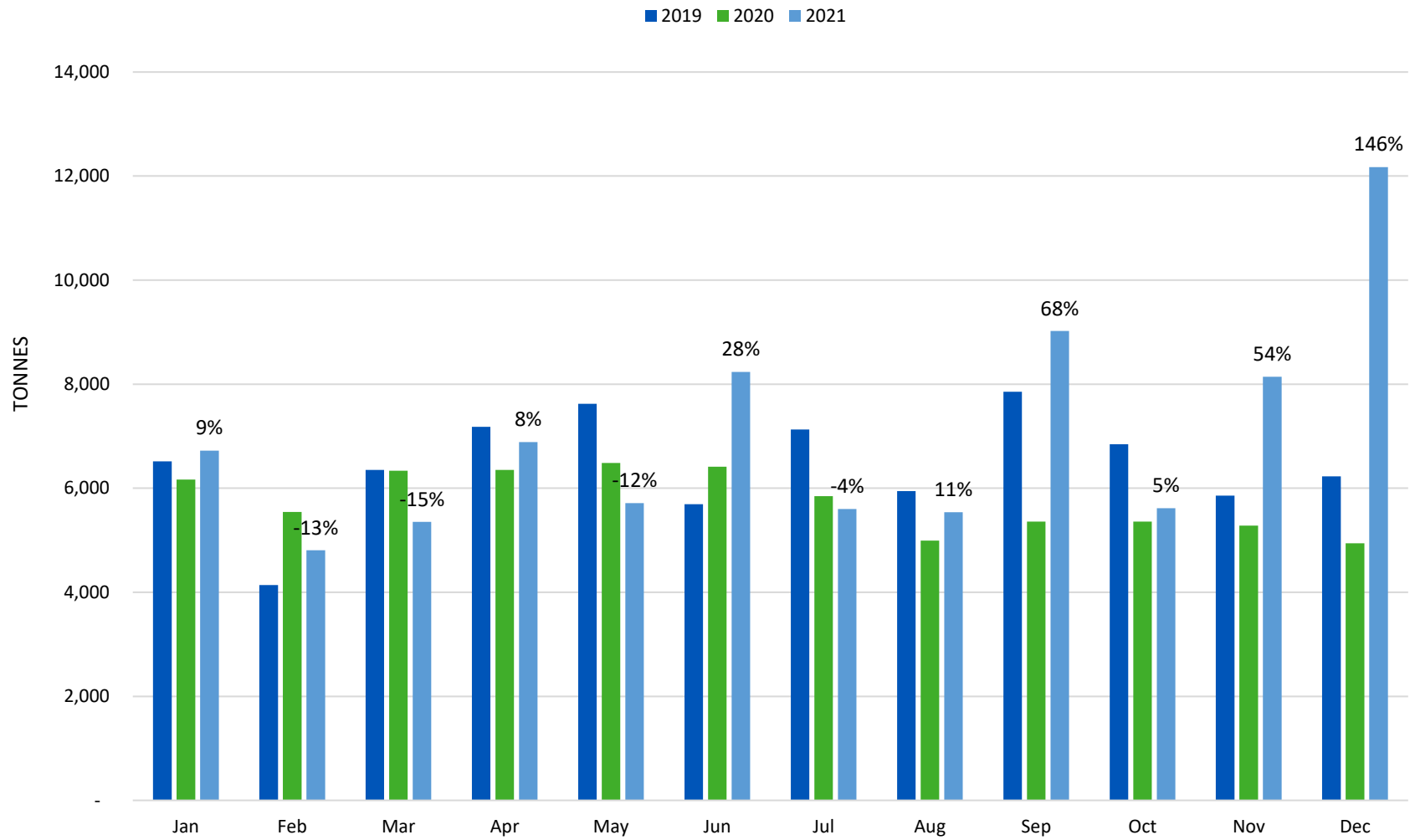


*Vancouver Landfill & Vancouver South Transfer Station

Vancouver Landfill Waste Quantities

Monthly Inbound Garbage Tonnage

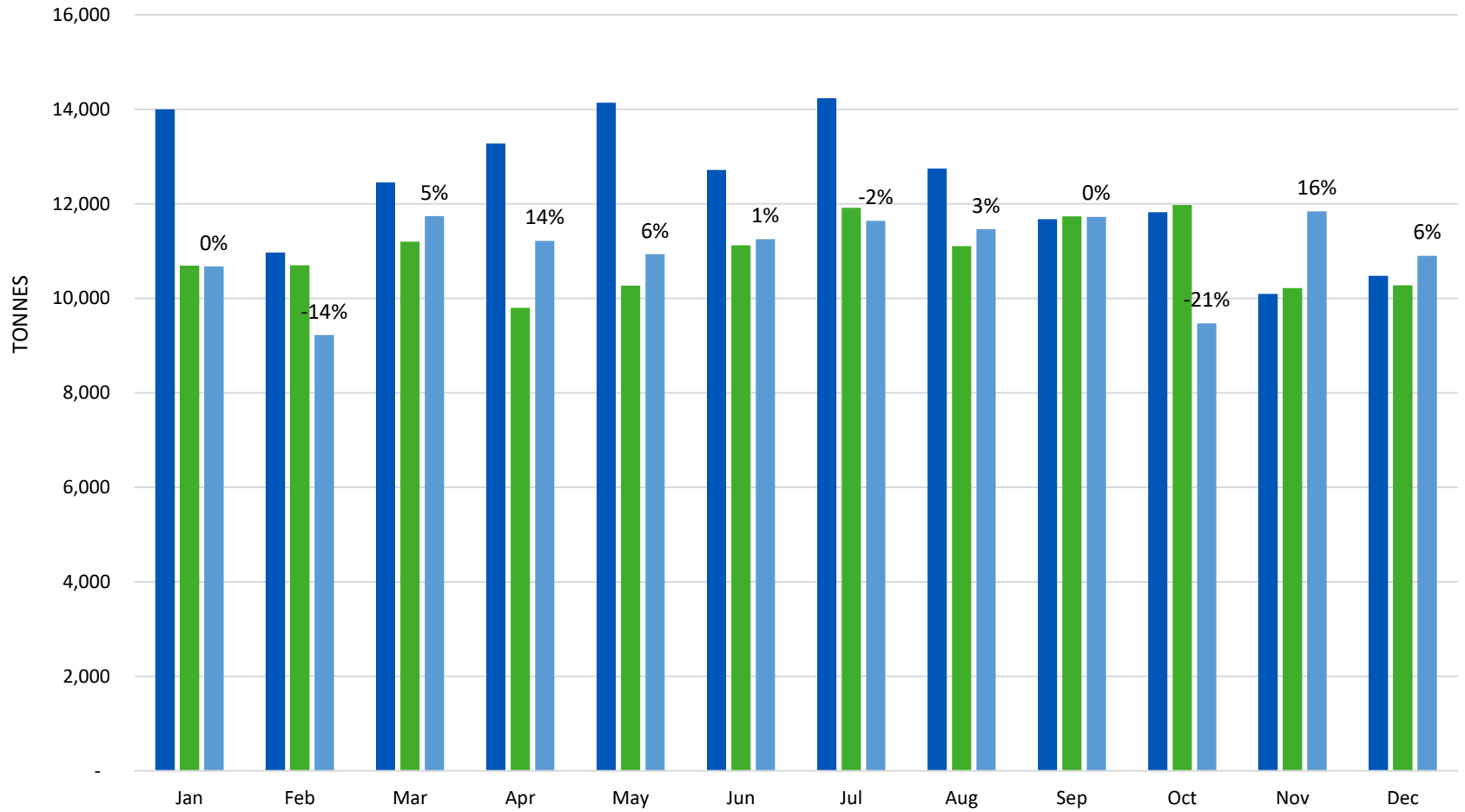
(Demo garbage not included)



Vancouver South Transfer Station Waste Quantities

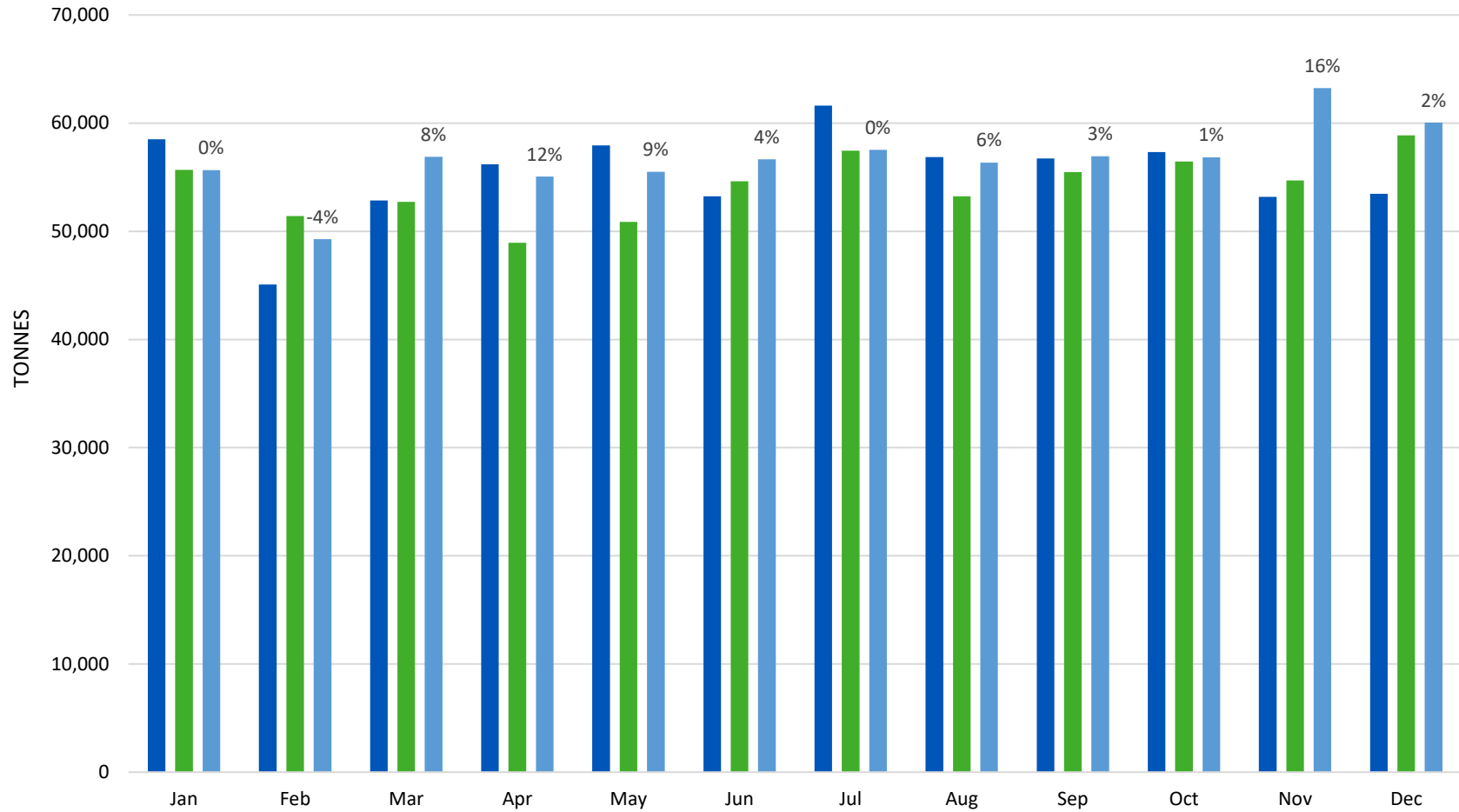
Monthly Inbound Garbage Tonnage

■ 2019 ■ 2020 ■ 2021



Metro Vancouver Waste Quantities* Monthly Inbound Garbage Tonnage

■ 2019 ■ 2020 ■ 2021



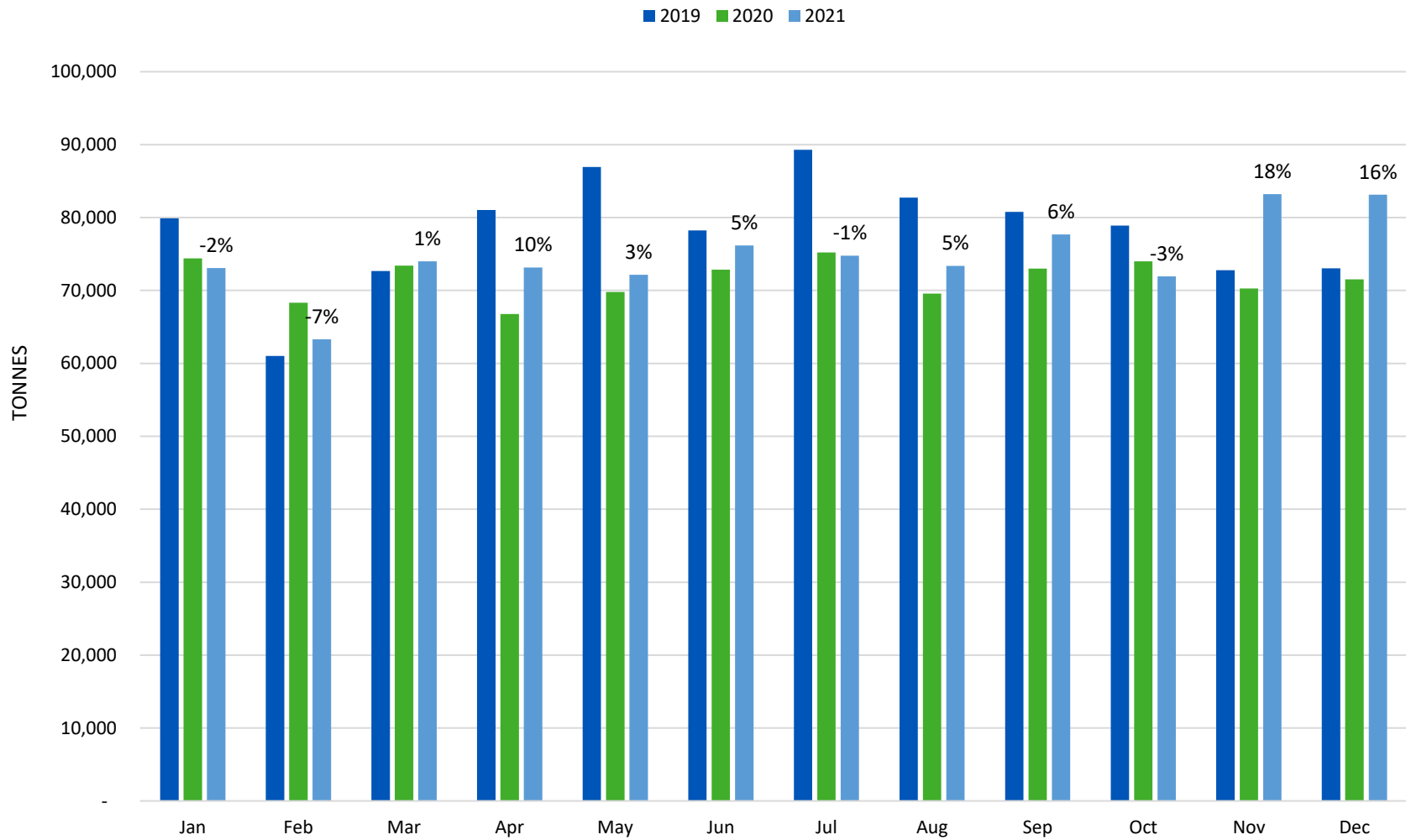
*Metro Vancouver's Five Recycling and Waste Centres & the Waste-to-Energy Facility

*data reconciled to Dec 2021

Metro Vancouver* and City of Vancouver Waste Quantities

Monthly Inbound Garbage Tonnage

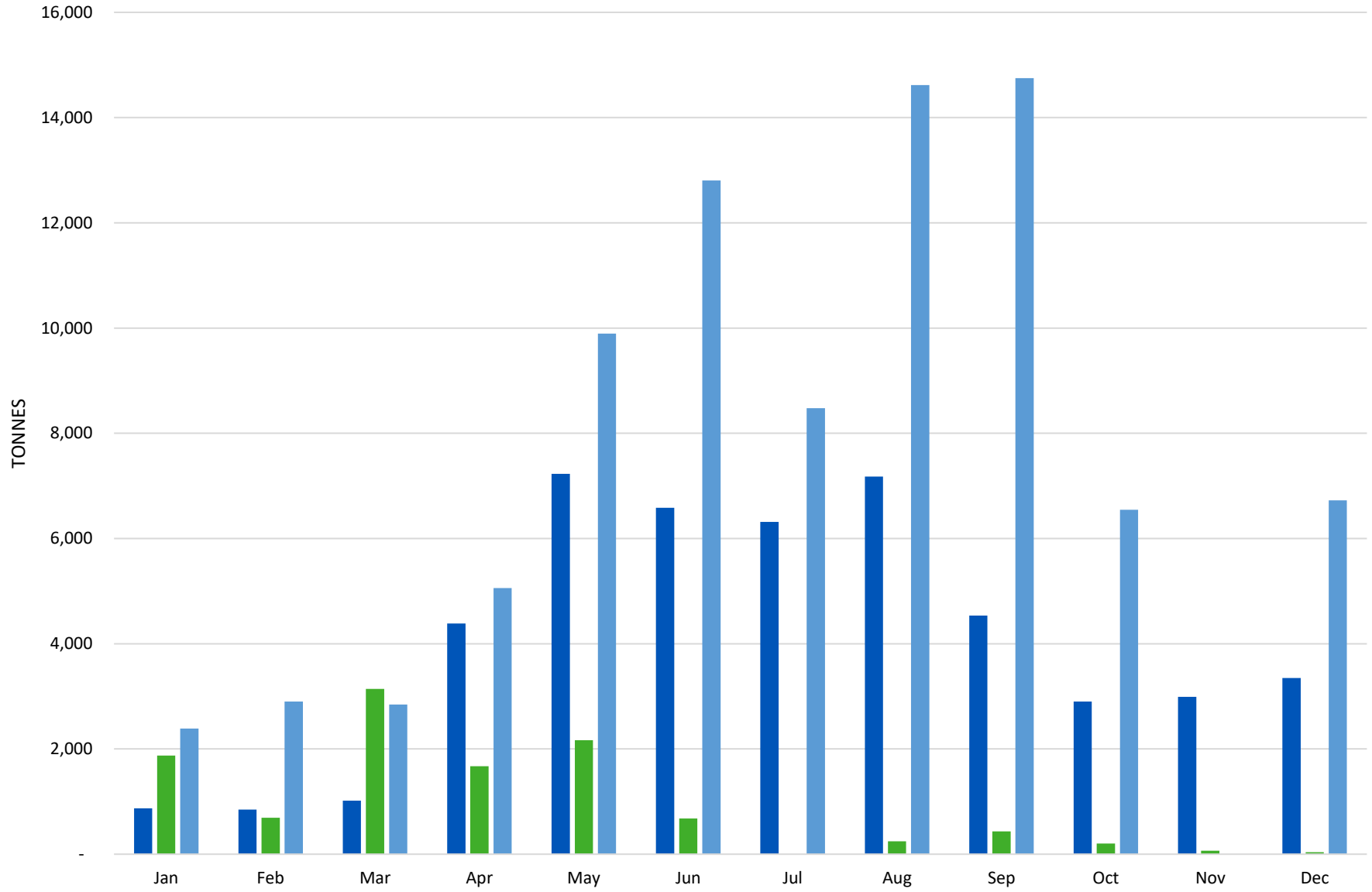
(Demo garbage not included)



* Metro Vancouver data reconciled to Dec 2021

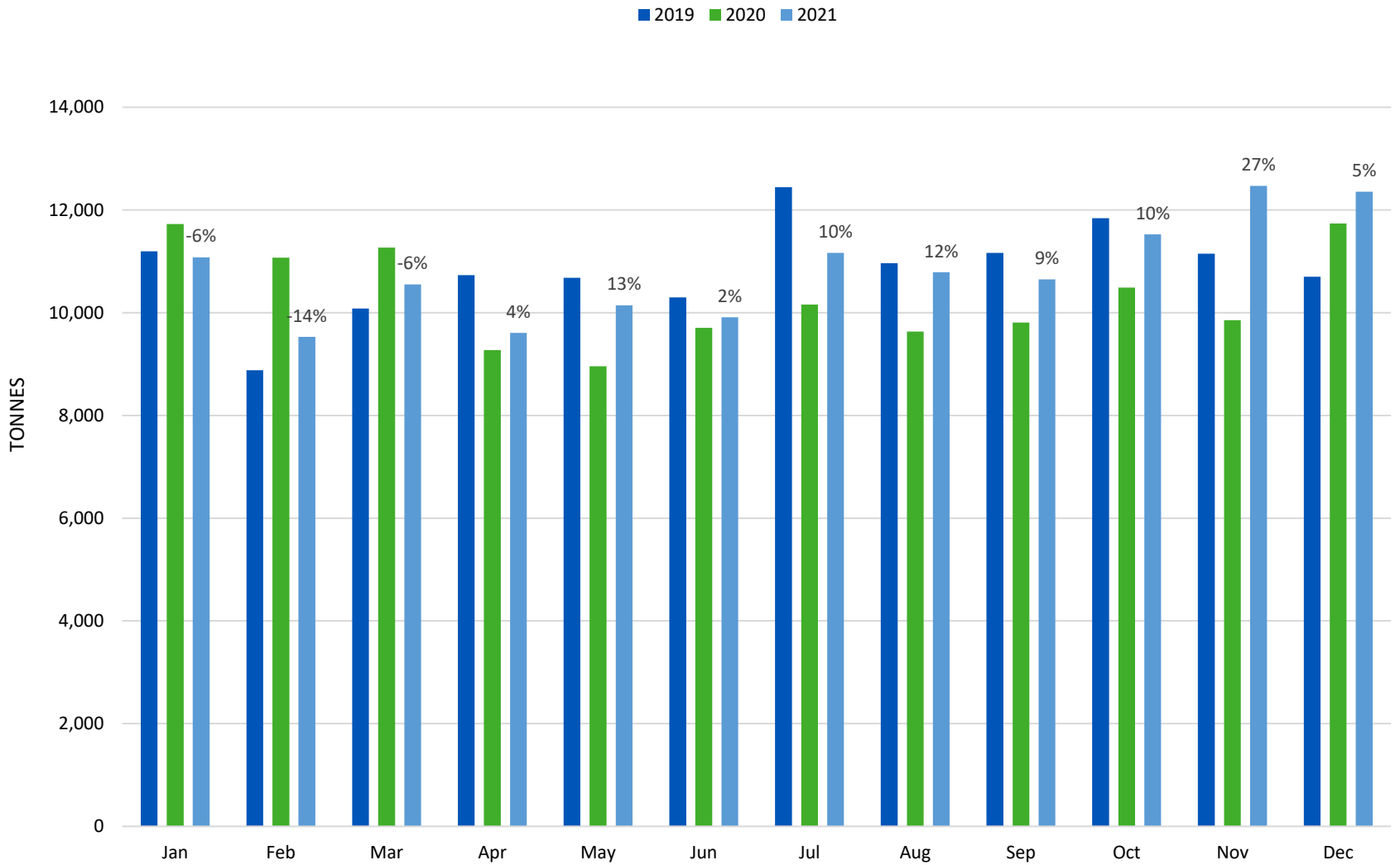
Demo Garbage - Vancouver Landfill

■ 2019 ■ 2020 ■ 2021



Waste-to-Energy Facility - Waste Quantities

Monthly Inbound Garbage Tonnage*

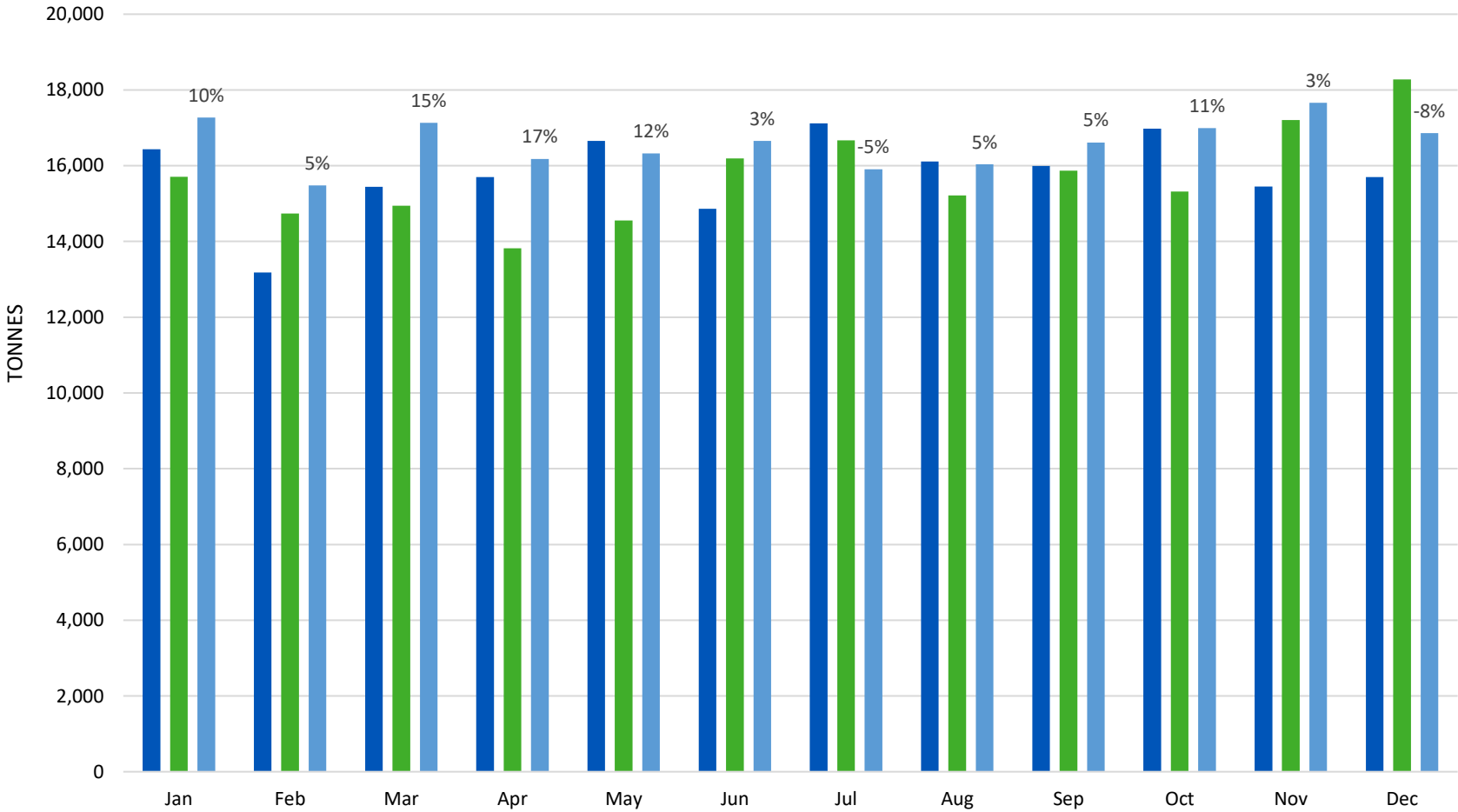


*data reconciled to Dec 2021

Coquitlam Recycling and Waste Centre - Waste Quantities

Monthly Inbound Garbage Tonnage*

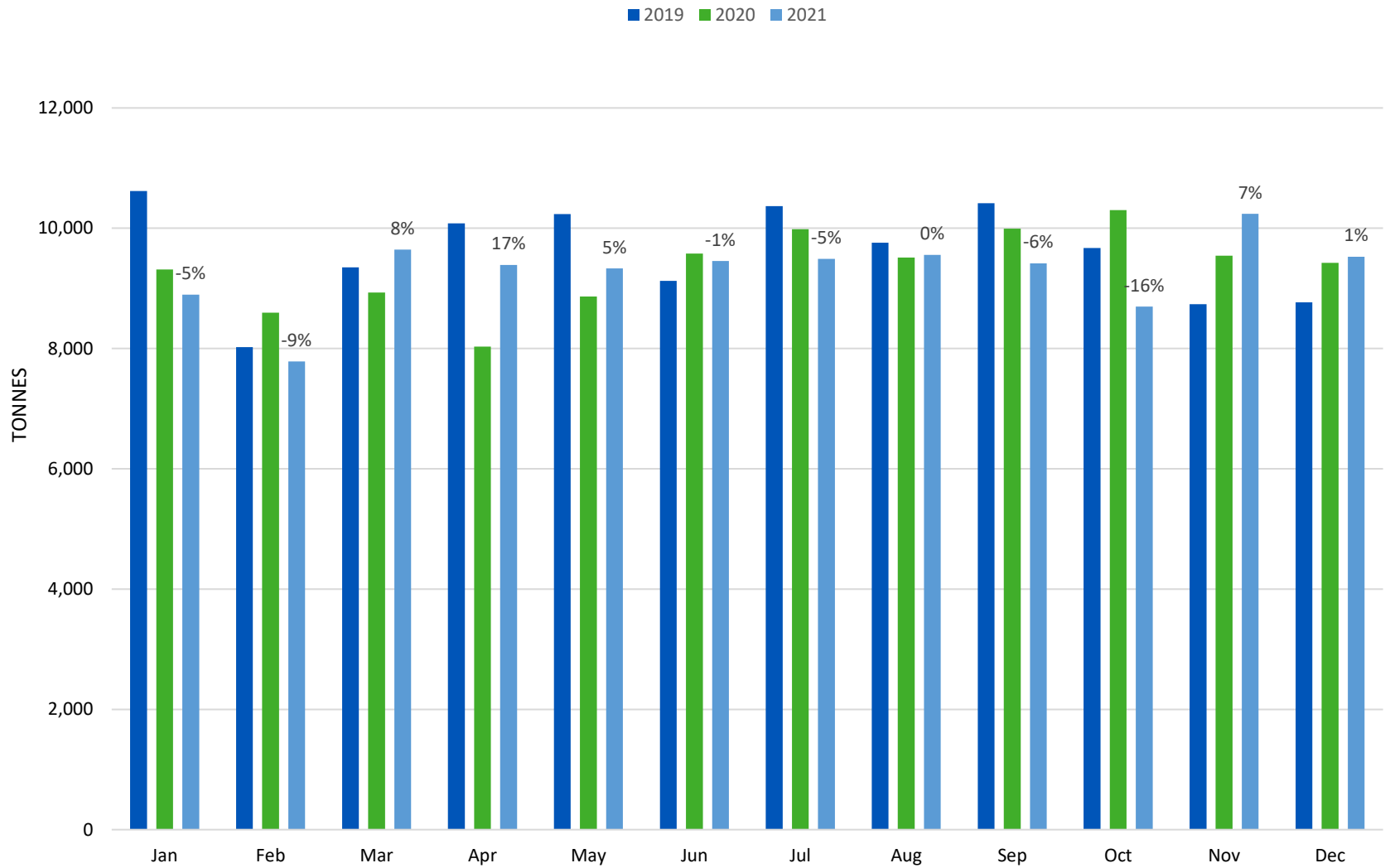
■ 2019 ■ 2020 ■ 2021



*data reconciled to Dec 2021

North Shore Recycling and Waste Centre - Waste Quantities

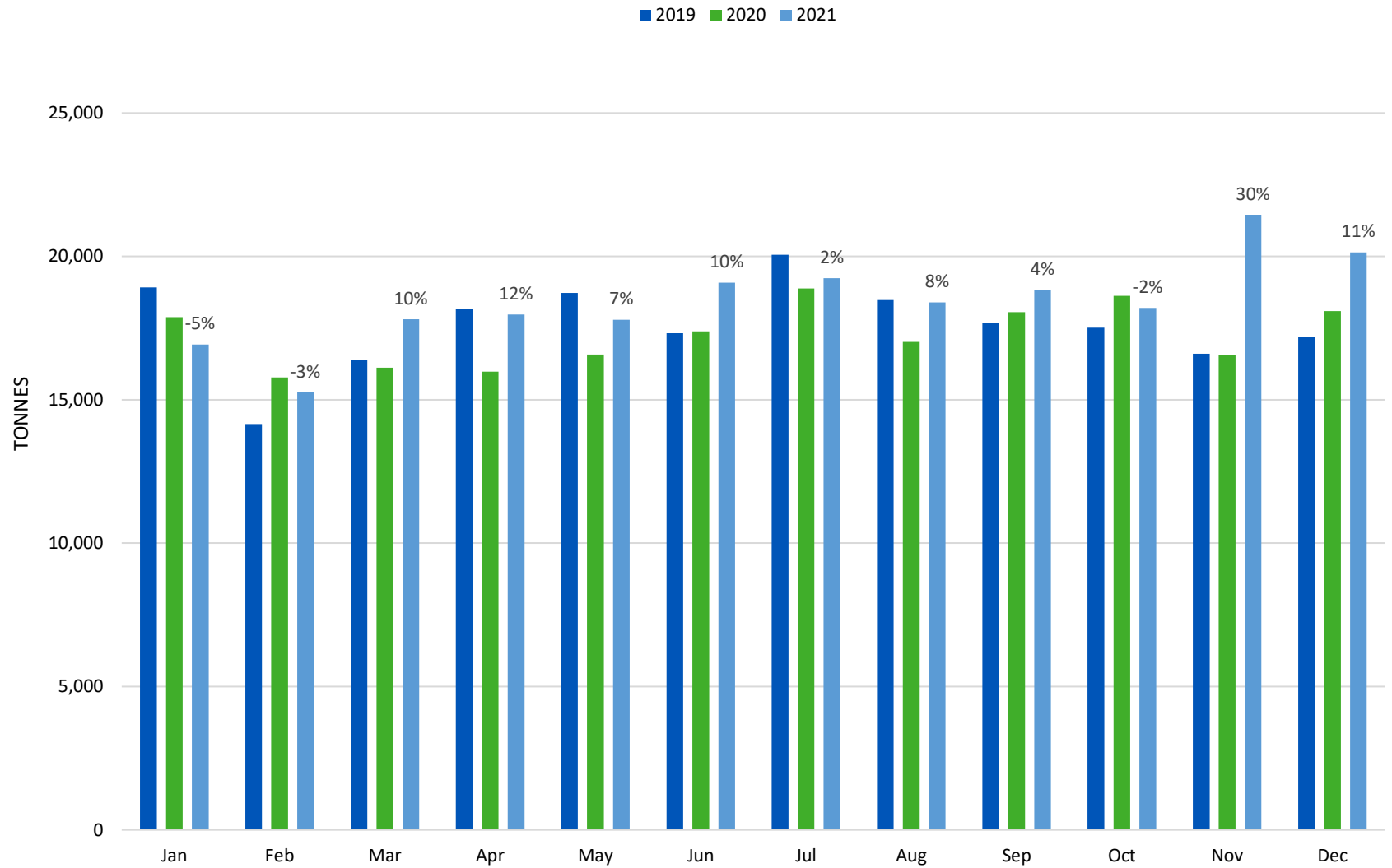
Monthly Inbound Garbage Tonnage*



*data reconciled to Dec 2021

North Surrey Recycling and Waste Centre - Waste Quantities

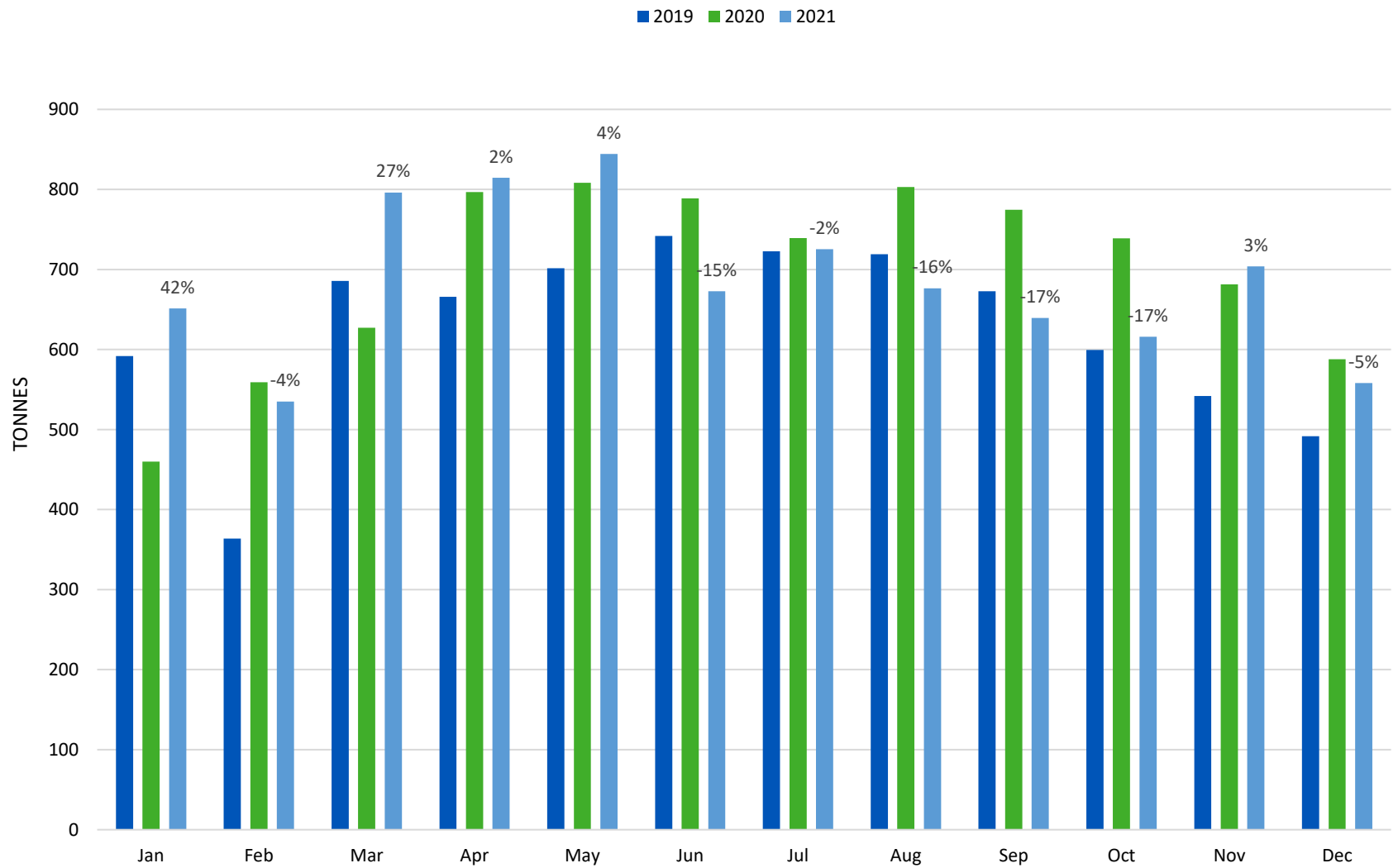
Monthly Inbound Garbage Tonnage*



*data reconciled to Dec 2021

Langley Recycling and Waste Centre - Waste Quantities

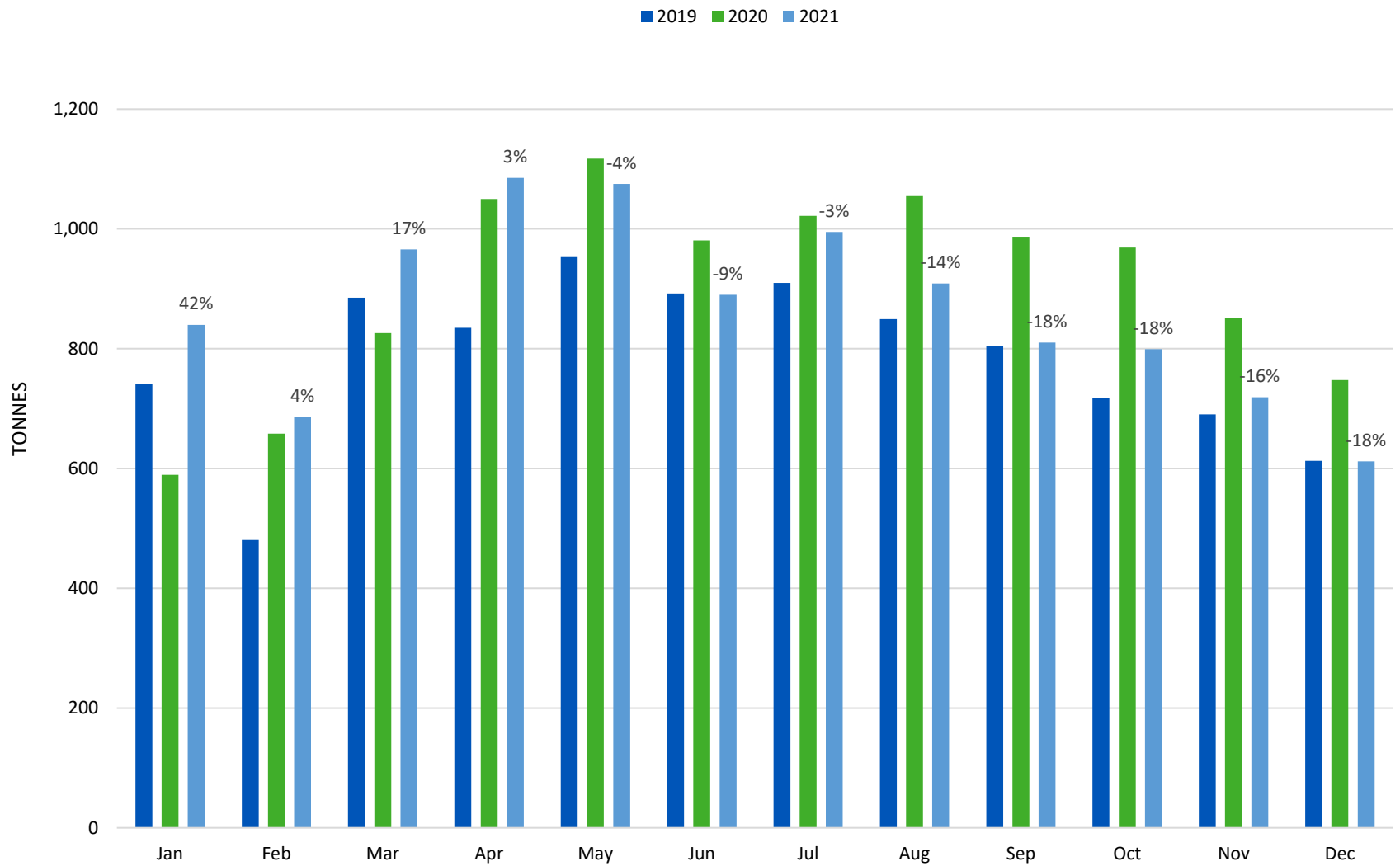
Monthly Inbound Garbage Tonnage*



*data reconciled to Dec 2021

Maple Ridge Recycling and Waste Centre - Waste Quantities

Monthly Inbound Garbage Tonnage*



* data reconciled to Dec 2021

WMABC – Metro Vancouver- Vancouver

January 20, 2022

1:30 – 2:30 pm

ZOOM meeting – Online/Phone

Attendees

WMABC: Lori Bryan, Grant Hankins, David Millman

City of Vancouver: Lynn Belanger, Albert Shames, Jonathan McDermott

Metro Vancouver: Paul Henderson, Chris Allan, Sarah Evanetz, Paul Litt, Lynne Vidler, Marcel Pitre

AGENDA

1. Coquitlam Temporary Closure

- Chris presented a status update on the damage to bay door #3 at the Coquitlam Recycling and Waste Centre at the WMABC members meeting on Jan 19th. Paul Litt showed the design plan for scaffolding repairs. Targeting later next week to re-open.
- Grant noted that only one lane of traffic is currently getting through on United Boulevard near the new facility. *MV to look at traffic impacts on access roads prior to the new facility opening.*
- Lori requested daily updates on the recycling and waste centre opening via SMS messaging. *Chris to send out an SMS status update on Friday and another one on Sunday or Monday with the latest information.*

2. New Facility Updates

- Paul noted that an opening date has not been set yet for United Boulevard. Once occupancy is granted the contractors will need ~ 2 weeks prior to opening.
- Targeting end of March to complete construction for Central Surrey. Opening planned for late June.

3. MV Facility Operational Updates

- a. Waste-to-Energy Turnaround Times (Attachment 1)
- b. Disposal ban surcharge data (Attachment 2)
 - Discussed impacts from disposal ban waivers in November/ December.
- c. Waste Flows (Attachment 3)
 - Reviewed monthly and weekly waste flow charts.
 - Noted that the monthly facility data and the demo garbage chart were missing from the package. *Lynne to send additional charts out to the group.*

4. City of Vancouver Operational Updates

- Lynn noted that there was a big spike in demo garbage (C&D facility residuals) received at VLF last week. The disposal rate for this material will increase to \$150/tonne starting on March 2.



- Discussed waste flows to Vancouver Landfill in 2022 – expecting to have less Iona grit dump material and potentially divert some bottom ash from beneficial use pilot projects.
 - Albert noted that City of Vancouver is monitoring staffing at facilities due to COVID related employee illness. No service impacts to date.
 - Discussed vaccination policies – none of the large haulers are implementing mandatory vaccines that they are aware of since it is already difficult to get drivers. Lori referenced an article saying that approximately 13% of the trucking industry Canada wide is unvaccinated. Currently the US is not requiring truck drivers crossing the border to be vaccinated but that is coming.
5. Zero Waste Committee reports of interest – January 20, 2021
- Paul summarized reports presented to committee.
6. Industry Advisory Committee/ SWMP Advisory Committee Update
- Sarah presented information on the new committees at the members meeting on Jan 19th
 - Sarah noted that information on engagement opportunities has been sent out via emails and SMS
 - Lori sent out information to WMABC membership regarding the committees, noting the Jan 31st deadline to sign up.
7. Action items –
- a. Update on temporary disposal ban waivers
- Paul noted that the waxed cardboard disposal ban waivers have been extended and will be revisited in the next Tipping Fee Bylaw review.
 - All other disposal ban waivers have now expired. Disposal ban activity is back to normal.
- b. Future meetings
- Discussed frequency of meetings going forward. Lori suggested a quarterly meeting and others on an as-needed basis.
 - *Lynne to schedule the next meeting in the second or third week in April, after the third IAC meeting.*
8. Other items
- Lori thanked MV and COV for the quick response to the flood situation.

Attachments:

1. Waste-to-Energy Facility Turnaround Times
2. Disposal Ban Surcharge Data
3. Waste Flows