

metrovancover

Welcome

Burrard Inlet Port Lands



COLLECTION NOTICE

Video and audio footage from this meeting is being collected under section 26(c) of the *Freedom of Information and Protection of Privacy Act*. It will be used to create a public record of the meeting and assist minute-takers in accurately documenting the events.

If you have any questions about this collection, please contact a Privacy Officer at Metro Vancouver, Metrotower III, 4515 Central Boulevard, Burnaby, BC, V5H 0C6 or 604-432-6200 or privacy@metrovancover.org.

AGENDA

1. Agenda – January 13, 2026

2. Meeting Minutes – November 4, 2025

3. Reports and Items for Discussion

3.1 Solid Waste and recycling Statistics

3.2 Next Steps for Draft Plan Submission

3.3 2026 Draft Work Plan Development

4. Voting Item: Terms of Reference Proposed Amendments

5. Other Business

5.1 Zero Waste Committee Updates

5.2 2026 IAC Member Submissions

6. Information Items

metrovancover

Reports and Items for Discussion





United Boulevard Recycling and Waste Centre

2024 Solid Waste and Recycling Statistics

INTEGRATED SOLID WASTE AND RESOURCE MANAGEMENT PLAN PROGRESS

Kelly Du, P.Eng

Project Engineer

Industry Advisory Committee Solid Waste, January 13, 2026

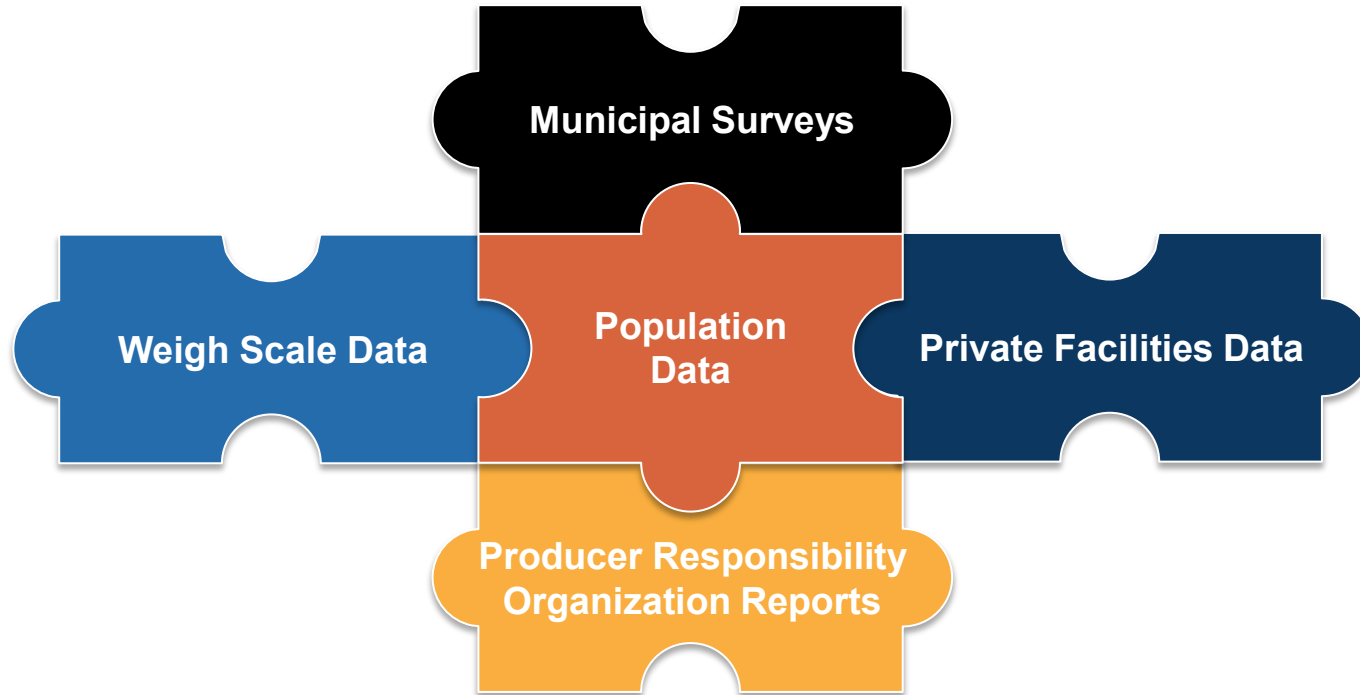
metrovancouver

UPDATED PERFORMANCE MONITORING APPROACH

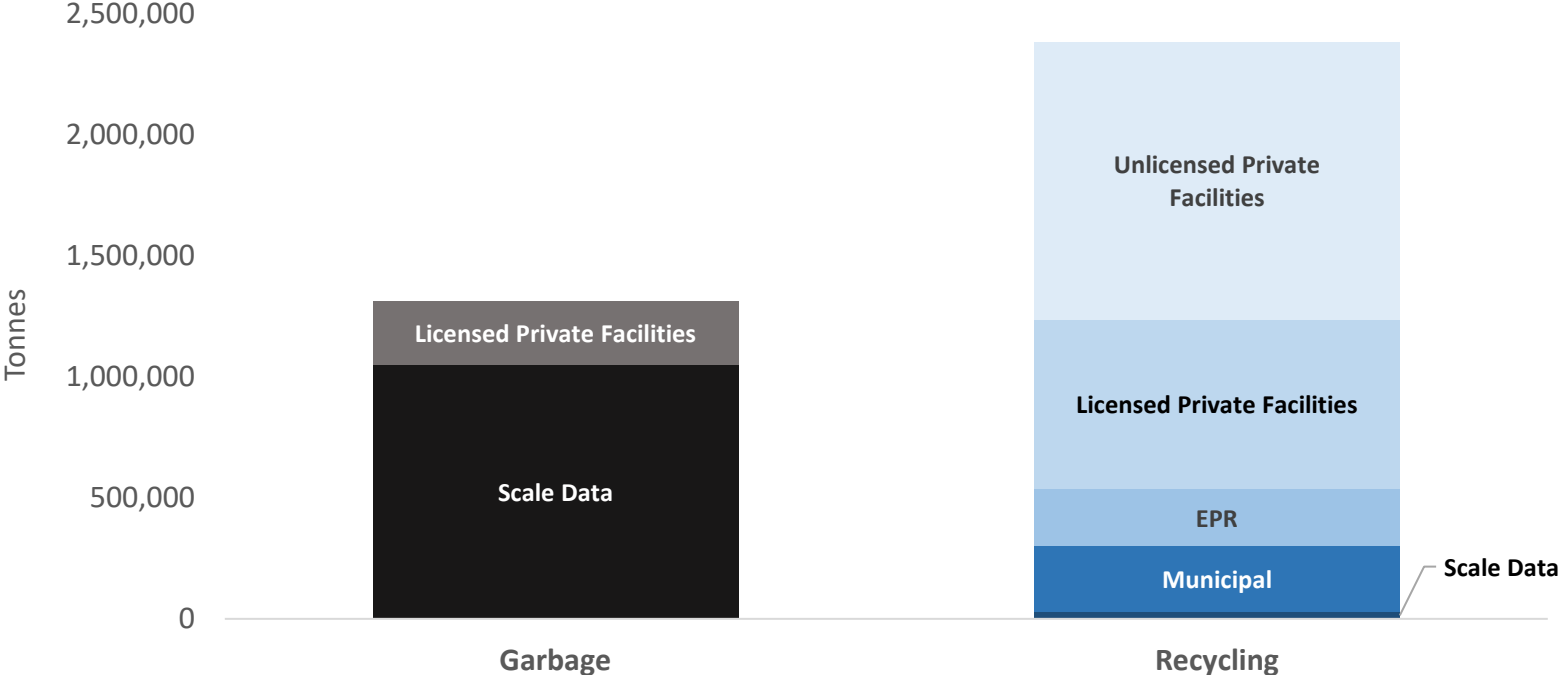
Consistent with performance metrics, hierarchy, and considering feedback

- Delineation of recycling vs. diversion rate (which includes recovery)
- Removal of asphalt from total recycling calculation
- Update concrete recycling numbers to current reported volumes
- Updated residential/commercial split on small loads (recycling and disposal) based on updated surveys

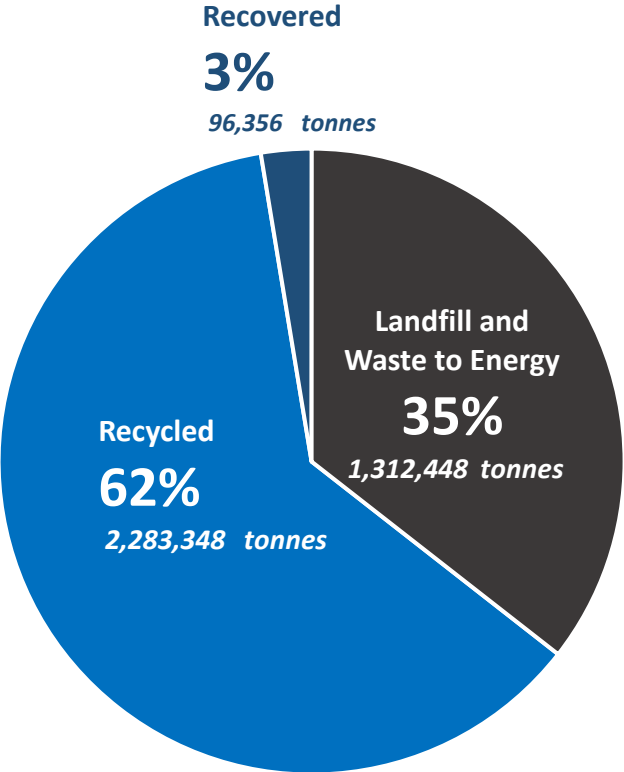
RECYCLING STATISTICS INFORMATION SOURCES



DATA SOURCES



RECYCLING AND DIVERSION RATE



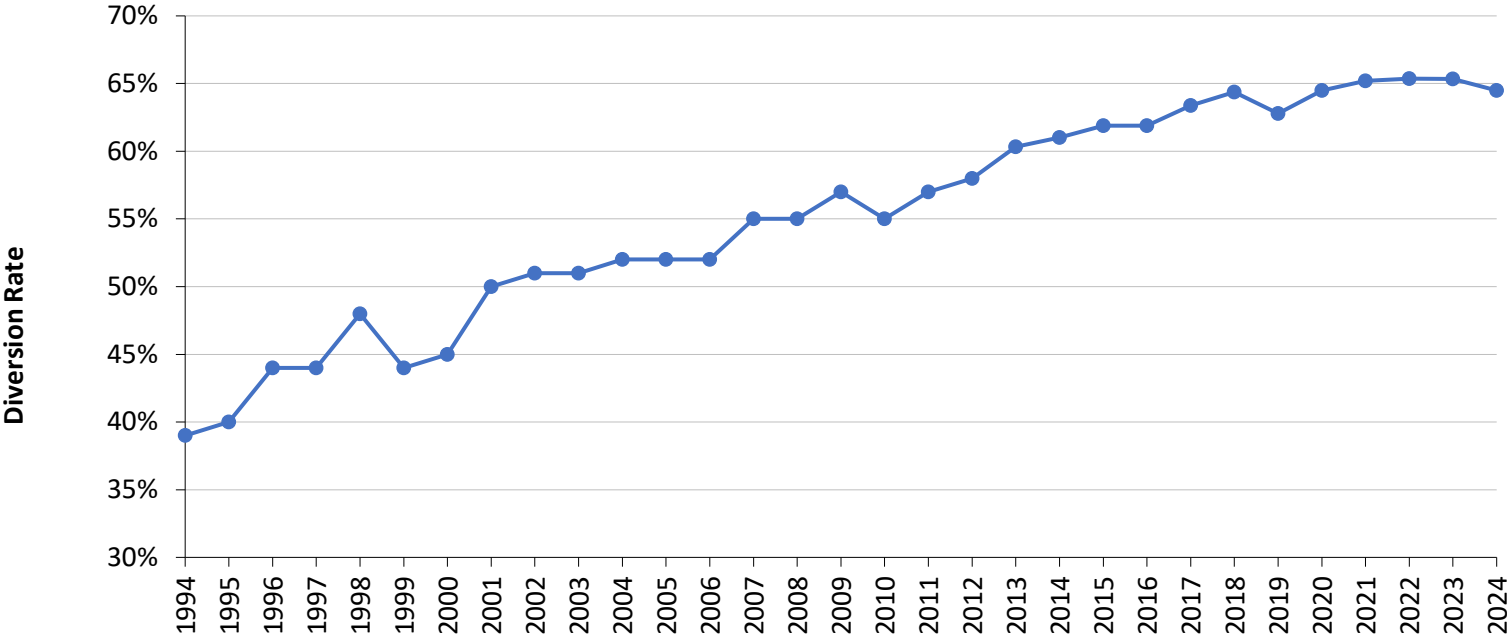
2024 Diversion Rate Highlights

- Diversion rate remained same as 2023 and 2022
- Diverted materials: Includes materials used for alternative fuels

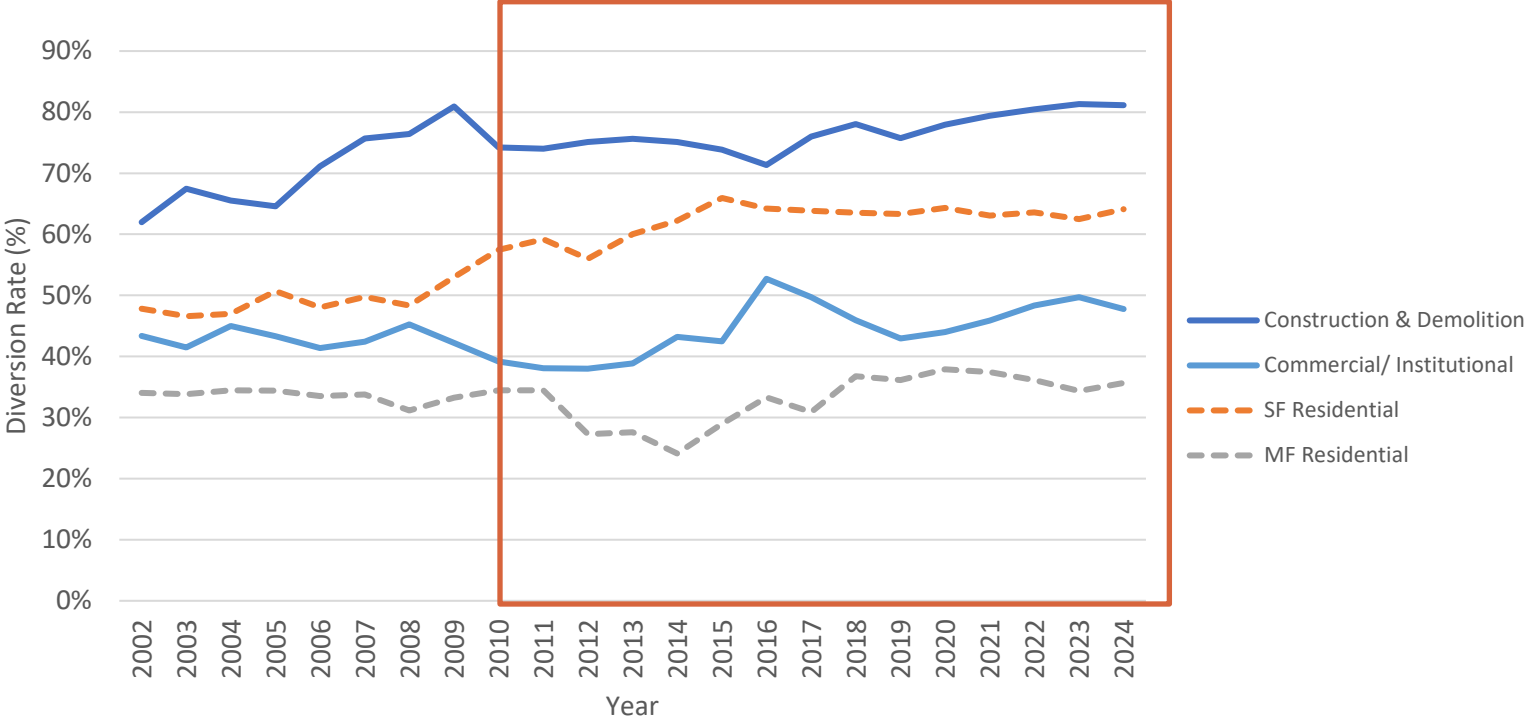
Year	Diversion Rate
2022	65%
2023	65%
2024	65%

DIVERSION RATE OVER TIME

From all Sectors

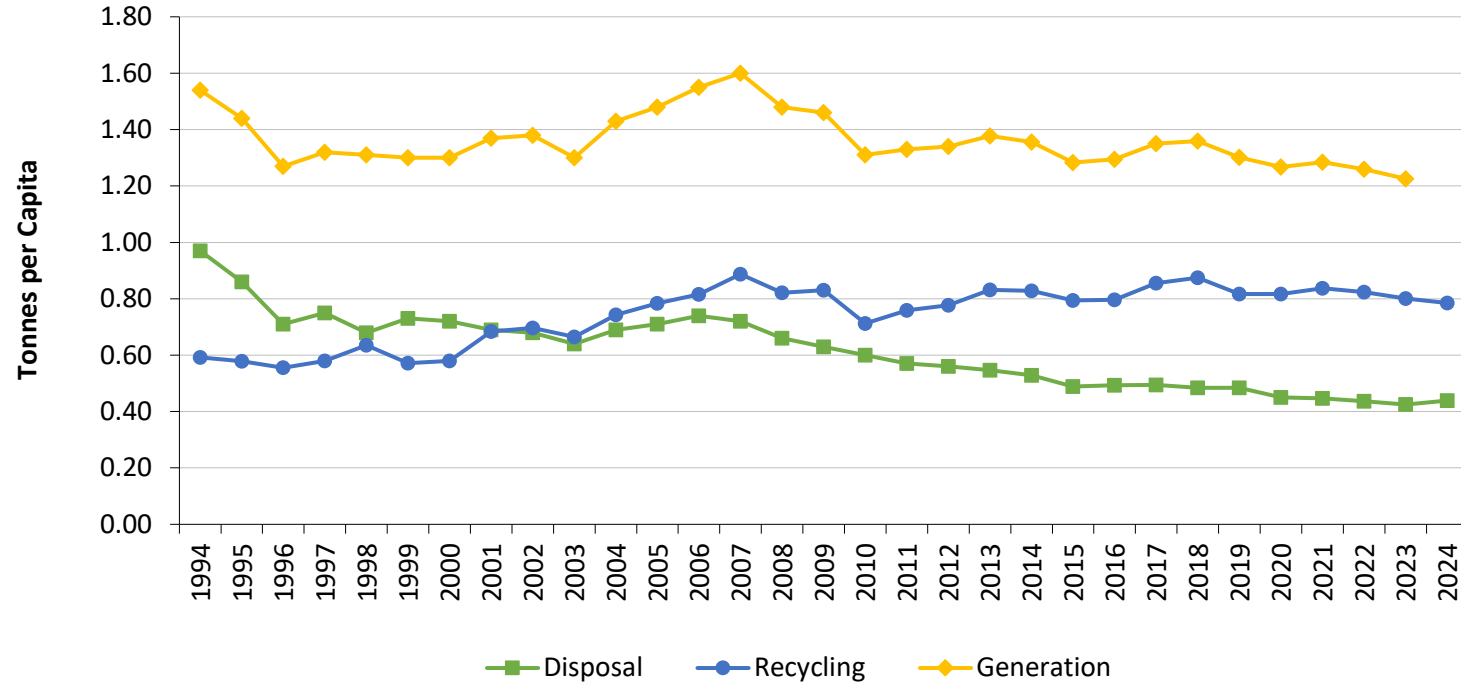


DIVERSION RATE TREND BY SECTOR



GENERATION & DIVERSION RATE OVER TIME

From all sectors


















2024 SUMMARY

WASTE SECTOR		DISPOSED (tonnes)		RECYCLED (tonnes)		RECYCLING RATE (%)		
		2023	2024	2023	2024	2023	2023	% change
Residential	tonnes	538,897	513,591	571,230	572,065	51%	53%	1%
	tonnes/capita	0.18	0.17	0.19	0.19			
	Single Family ⁽¹⁾ tonnes	252,993	233,664	421,472	417,240	62%	64%	2%
	Multi-Family ⁽²⁾ tonnes	285,904	279,927	149,758	154,825	34%	36%	1%
Commercial/Institutional ⁽²⁾	tonnes	403,807	478,726	398,826	431,955	50%	47%	-2%
	tonnes/capita	0.14	0.16	0.13	0.14			
Residential + Commercial/ Institutional	tonnes/ household	0.80	0.83	0.82	0.84	51%	50%	0%
Construction & Demolition ⁽⁴⁾	tonnes	326,938	320,130	1,423,304	1,375,685	81%	81%	0%
Total	tonnes	1,269,643	1,312,448	2,393,360	2,379,705	65%	65%	-0.3%
	tonnes/capita	0.42	0.44	0.80	0.80			
	tonnes/ household	1.08	1.10	2.04	1.99			

*numbers may not add up correctly due to rounding

RECYCLED AND DIVERTED MATERIALS

MATERIAL TYPE	TOTAL (tonnes)	CHANGE IN TOTAL (YEAR OVER YEAR) ⁽¹⁾
Batteries	13,556 	-2%
Concrete	1,178,405 	35%
Electronic & Electrical Equipment	11,293 	5%
Paper/Paper Products	316,741 	-2%
Glass	45,704 	-5%
Gypsum	76,377 	21%
Household Hazardous Waste	23,801 	-3%
Metal	63,611 	4%
Other	- 	0%
Plastic	58,593 	2%
Textiles	311 	8%
Tires	20,241 	2%
Wood ⁽²⁾	168,529 	-12%
Yard & Food	402,542 	-2%
TOTAL	2,379,705 	-1%

(1) Arrow indicators only appear for year-over-year tonnage changes greater than +/- 5%

(2) 96,356 tonnes are materials used as fuel substitutes

2024 Diversion Highlights

- Increase in gypsum, significant decrease in wood diversion
- Asphalt removed from recycled materials as predominantly from streets
- Concrete values based on most recent reported values

OTHER REPORTED MATERIALS EXCLUDED FROM RECYCLING STATISTICS

Material (Tonnes)	2022	2023	2024
Soil landfill cover ⁽¹⁾	437,493	455,900	603,018
Ground Construction Wood Waste used as landfill cover ⁽¹⁾	91,295	90,791	89,727
Aggregate ⁽¹⁾	91,764	99,860	89,492
Asphalt	490,758	492,602	437,715

(1) Data taken from Vancouver Annual Landfill Reports.

NEXT STEPS

- Finalize and publish biennial report
- Present to Zero Waste Committee
- Seek public comments on biennial report
- Submit to BC Ministry of Environment and Parks

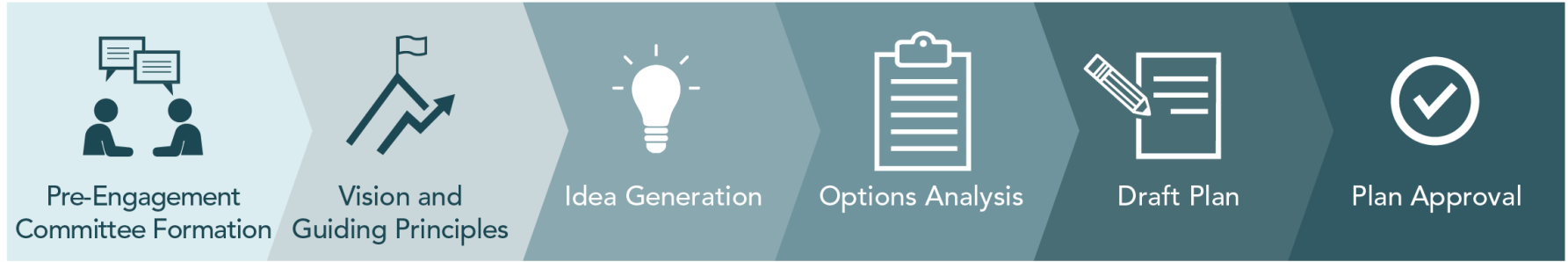


Metro Vancouver Skyline

Questions?

metrovancouver

PLAN TIMELINE



we are here

REMAINING STEPS TO FINALIZE THE PLAN

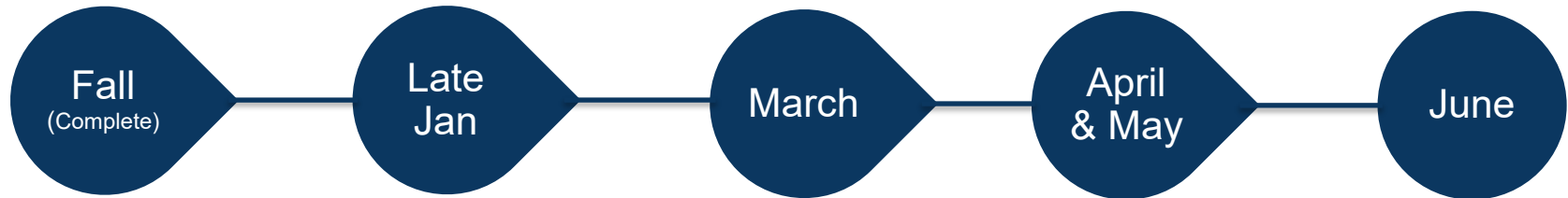
Share **draft targets and metrics** with advisory committees and member jurisdiction staff

Share **initial draft plan** with First Nations, member staff, advisory committees, and regional districts

Present revised draft plan to **Zero Waste Committee** and **GVS&DD Board**

Comment period on revised draft plan

Submit draft plan to Minister





Metro Vancouver Skyline

Questions?

metrovancouver

metrovancover

IAC 2026 Work Plan Development



QUARTER 1

Workplan – Key Topics and priorities

2024 Solid Waste and Recycling Statistics and Biennial Report

Draft Solid Waste Management Plan – Review and Initial Feedback

Vancouver Landfill / Long-term Disposal Planning

Source Reduction Incentive Program

SWMP: Monitoring and Implementation – committee role after approval of the plan

QUARTER 2

Workplan – Key Topics and priorities

Draft Solid Waste Management Plan – Review of Revised Draft

SWMP: Actions Related to Recovery of Materials and Energy from Recyclable Materials

SWMP: Actions Considered Unadvisable by Staff

Metro Vancouver Recycling and Waste Centre Strategy

Disposal Ban Program Results

QUARTERS 3 AND 4

Workplan – Key Topics and priorities

WTEF Environmental Performance Summary

Construction and Demolition Materials Recycling
and Reuse Update

Draft Capital Plan

Solid Waste Services Annual Budget and 5-Year
Financial Plan

2025 Waste Composition Results

DISCUSSION

- Does this list represent the topics the committee is interested in focusing on in 2026?
- Is there anything missing or that could be removed?

NEXT STEPS

- Staff will prepare a draft work plan that incorporates committee feedback
- Members vote on the work plan at the February 10 meeting
- Any further suggestions please reach out to Co-Chairs or staff

metrovancover

Voting Item: Terms of Reference

—
Proposed
updates



Ironworkers Memorial Bridge

4.1 IAC TERMS OF REFERENCE

Proposed updates

- Update the requirement for meeting quorum and temporary member chair.
- Formalize the procedure for nominating a member Chair if Co-Chairs are absent or need to step out of a meeting.
- General grammar and wording edits and changes to reflect more inclusive language.



4.1 TERMS OF REFERENCE VOTE

- Proposed amendments to the Terms of Reference will be adopted with a 50%+1 majority vote of voting members present.
- Voting members are defined as IAC members who have held membership for at least one month prior to the day of the vote.
- Please keep your virtual hand raised until the votes are counted.



Vancouver Skyline

Thank you

metrovancouver



Other Business

Waste-to-Energy Facility tour – IAC members and Co-Chair

5.1 ZERO WASTE COMMITTEE UPDATES

- 2026 Zero Waste Committee Work Plan
 - Some items are included in the IAC work plan others will be brought to this committee as updates.
- Reusable Coffee cup launch at Metro Vancouver Head Office
- Nitrous Oxide Cylinder Communications and Recycling
 - Media event on December 12 – subsequent media coverage was extensive
 - Working closely with contractors
 - Over 100 cylinders were collected for recycling in December

5.2 IAC 2026 COMMITTEE

Call for submissions

- Submission period from January 19 to February 15
- Online form will be accessible through a link in an email and the IAC webpage
- Email to committee members and industry contacts
January 19
- 2026 committee members will receive instructions for filling out the potential conflict of interest form after February 15
- First meeting of the 2026 committee – March 10

metrovancover

Information Items

Ironworkers Memorial Bridge



INFORMATION ITEMS

- 6.1 Waste Flows
- 6.2 IAC 2026 Meeting Dates
- 6.3 Residual Waste Management Options Review