

metrovancover

Welcome

View of the Second Narrows Bridge



COLLECTION NOTICE

Video and audio footage from this meeting is being collected under section 26(c) of the *Freedom of Information and Protection of Privacy Act*. It will be used to create a public record of the meeting and assist minute-takers in accurately documenting the events.

If you have any questions about this collection, please contact a Privacy Officer at Metro Vancouver, Metrotower III, 4515 Central Boulevard, Burnaby, BC, V5H 0C6 or 604-432-6200 or privacy@metrovancouver.org.

Agenda

View of Metro Vancouver



AGENDA

1. Welcome

2. Agenda – February 21, 2025

3. Meeting Notes – November 21, 2024

4. Action/Standing Items

5. PTAC New Member Introductions

6. PTAC 2025 Proposed Work Plan and Updated Terms of Reference

7. Solid Waste Management Plan Update, and 2023 Solid Waste and Recycling Statistics

8. Information Items

9. Other Business

10. Additional Items

Meeting Notes

View of Metro Vancouver



Action Items

View of Metro Vancouver



PTAC New Member Introductions



PTAC Proposed 2025 Work Plan and Updates Terms of Reference

PTAC 2025 PROPOSED WORK PLAN

Priorities	
Item	Status
Public/Technical Advisory Committee Updated Terms of Reference	In-progress
Solid waste management plan update:	
• Goals	In-progress
• Options Analysis criteria	Pending
• Climate 2050 Solid Waste Roadmap	Pending
• Idea generation engagement summary report	Pending
• Regulatory Framework	Pending
• Targets and performance metrics	Pending
• Residuals Management Options Report	Pending
• Concrete and Asphalt Recycling Opportunities Report	Pending
Vancouver Landfill Tour	Pending
Reuse and Repair Update	Pending
Construction and Demolition Waste Reduction Update	Pending

PTAC UPDATED TERMS OF REFERENCE

Updates Include:

- Members who have missed half or more meetings in a calendar year, without reasonable explanation, may be removed from the committee
- Following a member's resignation, the organization that member represented can recommend a replacement from the same organization
- Additional sectors that committee members may represent
- Additional details on the support available to members:
 - Payment for meeting attendance, transportation allowance, child care, access to technology, and more.



Metro Vancouver Staff Workshop

Solid Waste Management Plan Update

TIMELINE UPDATE

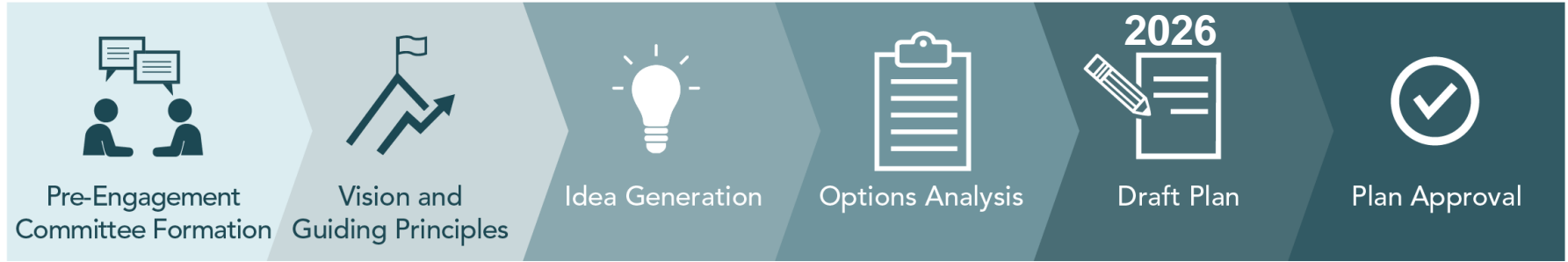
Terry Fulton, P.Eng.

Senior Project Engineer, Solid Waste Services

Solid Waste Management Plan Public/Technical Advisory Committee – February 21, 2025

metrovancouver

PLAN TIMELINE



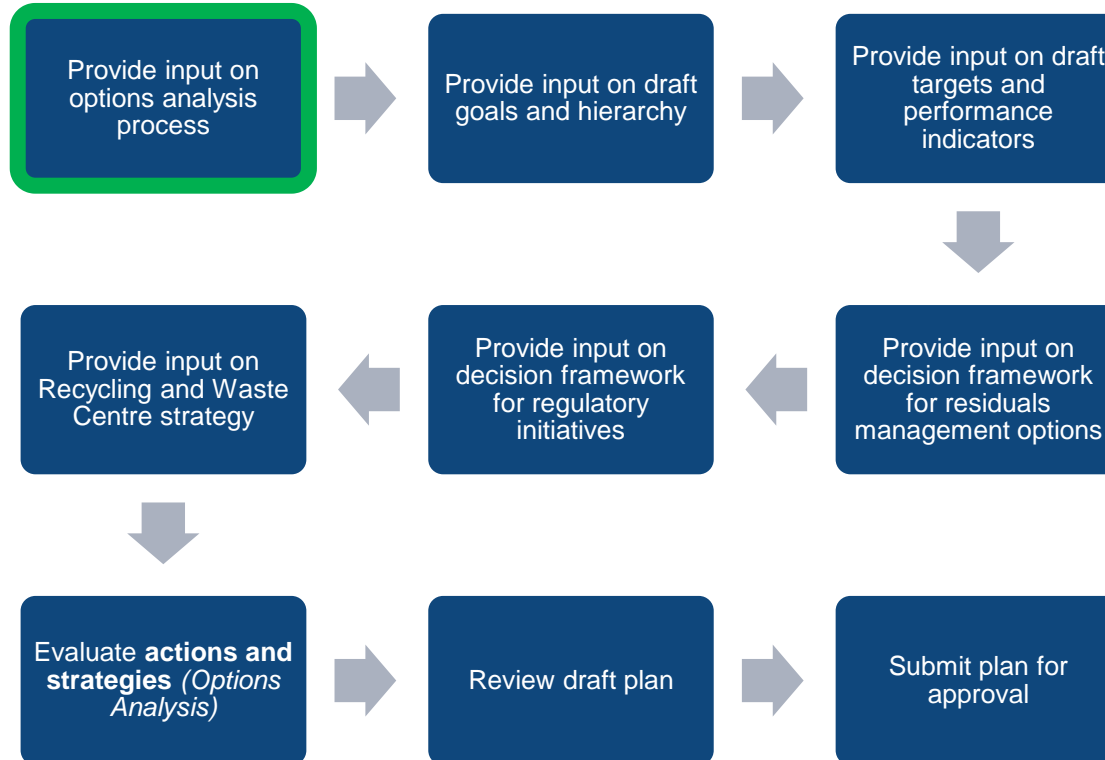
we are here

PLAN COMPONENTS

- Vision and Guiding Principles (Complete)
- Goals
- Targets
- Actions and Strategies
 - Options Analysis Criteria
 - Regulatory Decision Framework
 - Residuals Management Options Decision Framework
 - Recycling and Waste Centre Strategy

PATH TO DRAFT PLAN

Remaining Steps





Metro Vancouver Skyline

Questions?

metrovancouver



Bird in Metro Vancouver Park

Options Analysis

EVALUATION CRITERIA AND RUBRIC FOR ANALYSIS

Karen Storry

Senior Engineer, Solid Waste Services

Public/Technical Advisory Committee, February 21, 2025

metrovancouver

A Guide to Solid Waste Management Planning



September, 2016

Version 1.0

A Guide to Solid Waste Management Planning

1

PROVINCIAL GUIDANCE ON OPTIONS ANALYSIS

Report to province on
strategy/action options:

- Level of public support
- Why each strategy/action option was or was not included

PROCESS

Organize and
Consolidate
Ideas

Analyze
Strategy/Action
Options

Engage on
Options

Documentation and Review by Consulting Team

POSSIBLE CRITERIA

Economic	General	Environment	Social
<ul style="list-style-type: none">AffordabilityCostFinancing mechanismPotential for partnerships	<ul style="list-style-type: none">TimelineAlignment with guiding principlesAbility to meet goals/targetPracticality of implementation	<ul style="list-style-type: none">GHG emissionsWaste ReductionRisk of environmental dischargeSoil health	<ul style="list-style-type: none">Public awareness and buy inLikelihood to improve social outcomesFairness and equalityCollaboration

(Adapted from: H.2. Evaluation Criteria Considerations)



Questions?

metrovancouver



United Boulevard Recycling and Waste Centre

2023 Annual Solid Waste & Recycling Statistics

INTEGRATED SOLID WASTE AND RESOURCE MANAGEMENT PLAN PROGRESS

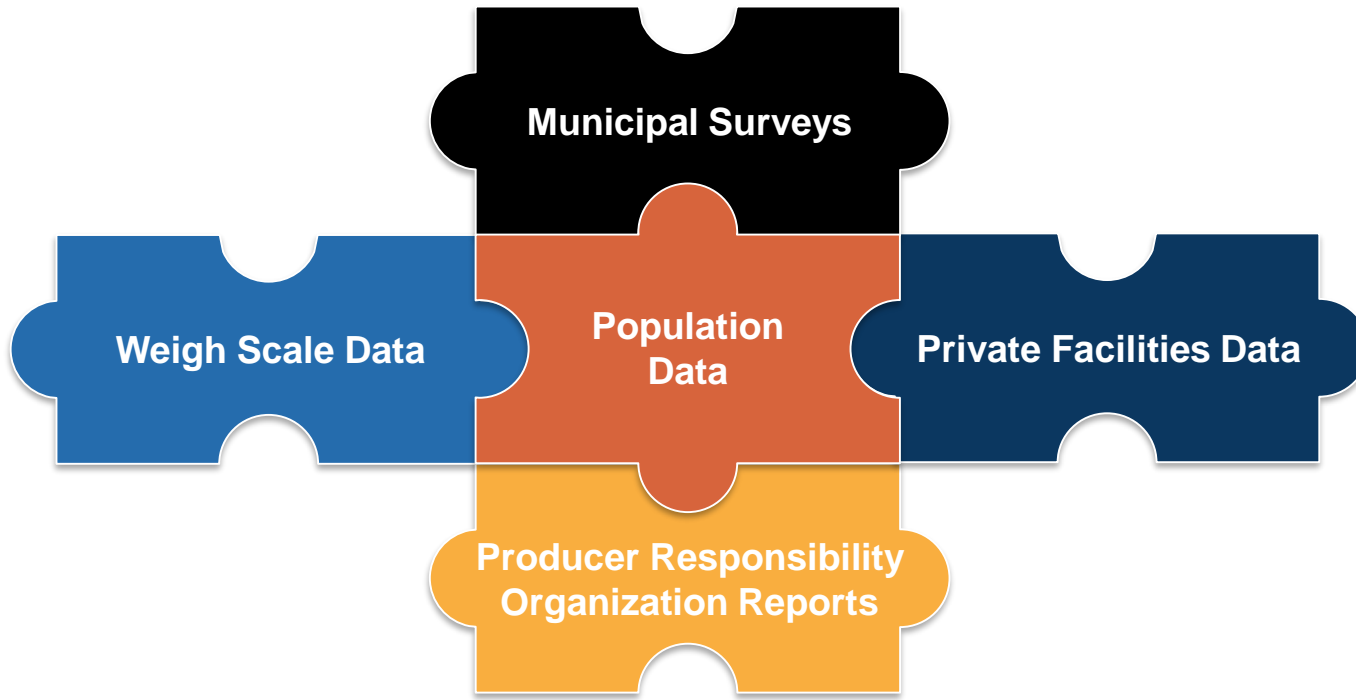
Kelly Du, P.Eng

Project Engineer, Solid Waste Services

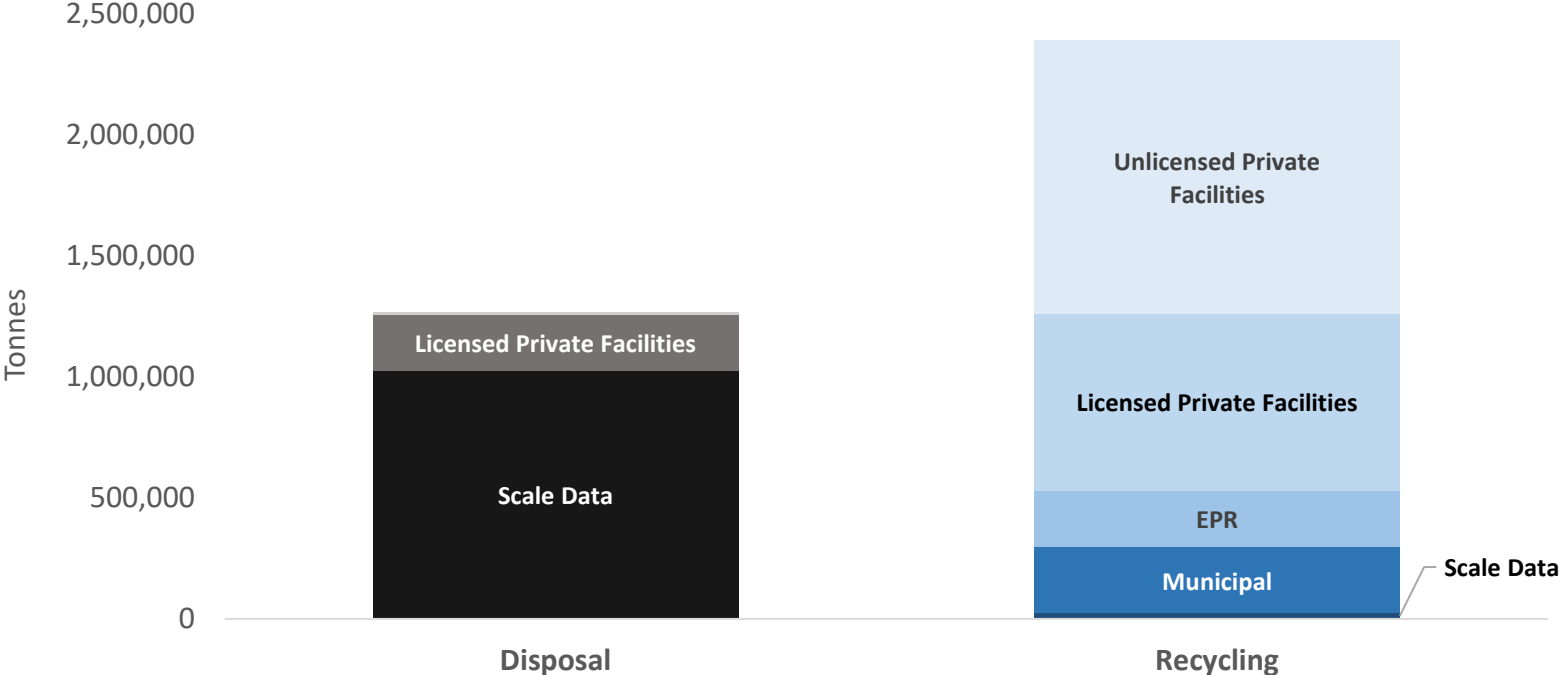
Public/Technical Advisory Committee, February 21, 2025

metrovancouver

RECYCLING STATISTICS INFORMATION SOURCES



DATA SOURCES



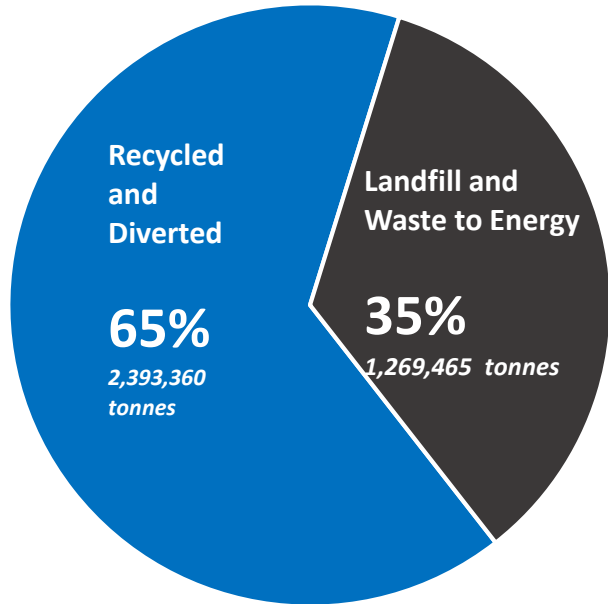
WHAT IS INCLUDED

Facility or Material Type	How it's incorporated
Waste-to-Energy Facility	Counted as disposal except for metals recovered for recycling
EPR Materials	Residuals counted as disposed where reported by stewards
Composting Facilities	Residuals counted as disposed for facilities within Metro Vancouver
Material Recovery Facilities	Residuals counted as disposed, outbound materials sent for processing counted as recycling, including material used as fuel substitutes
Processing Facilities	Residuals counted as disposed for facilities within Metro Vancouver

WHAT IS NOT INCLUDED

- Agricultural Waste
- Industrial Waste
- Forestry Waste
- Water and Wastewater Treatment Plant Residuals
- Material Managed On-Site (e.g. Backyard composting)
- Excavation Soils
- Landfill Cover Material
- Scrap Metal from yards or automotive recycling

RECYCLING RATE



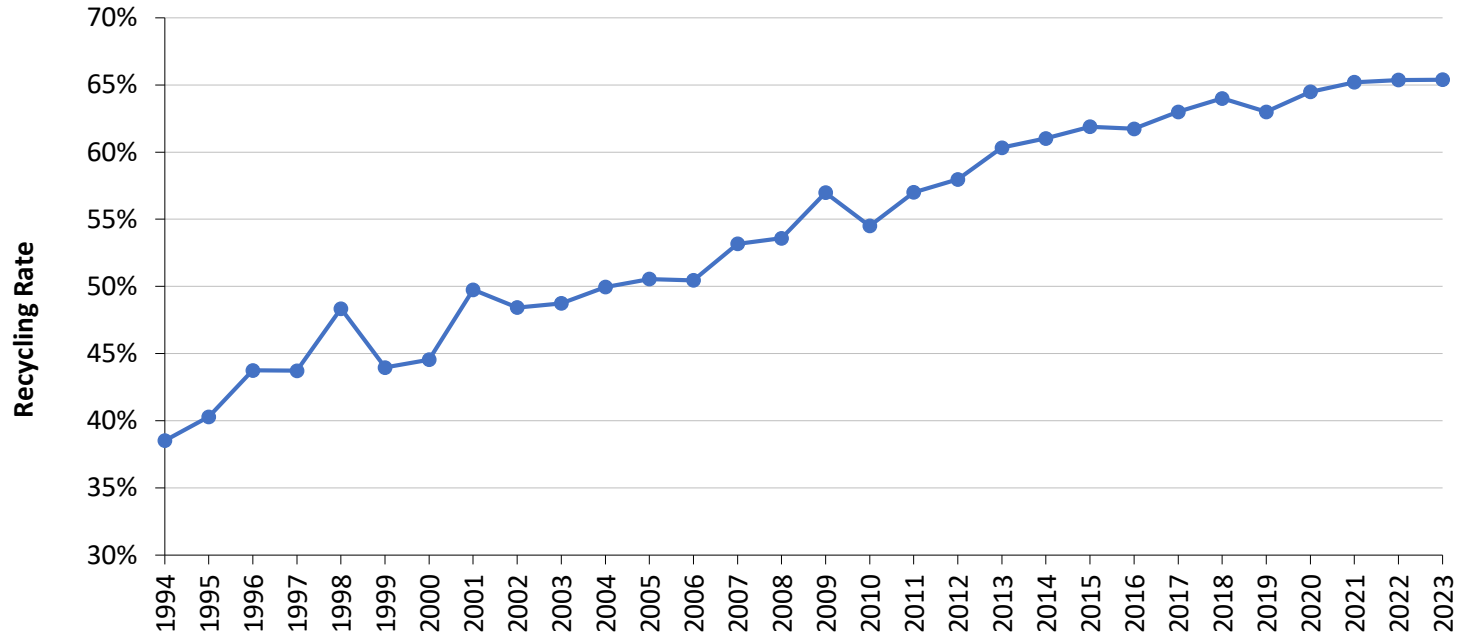
2023 Recycling Rate Highlights

- Recycling rate remained the same as 2022
- Commercial waste generation continued to increase while residential waste generation has tapered off

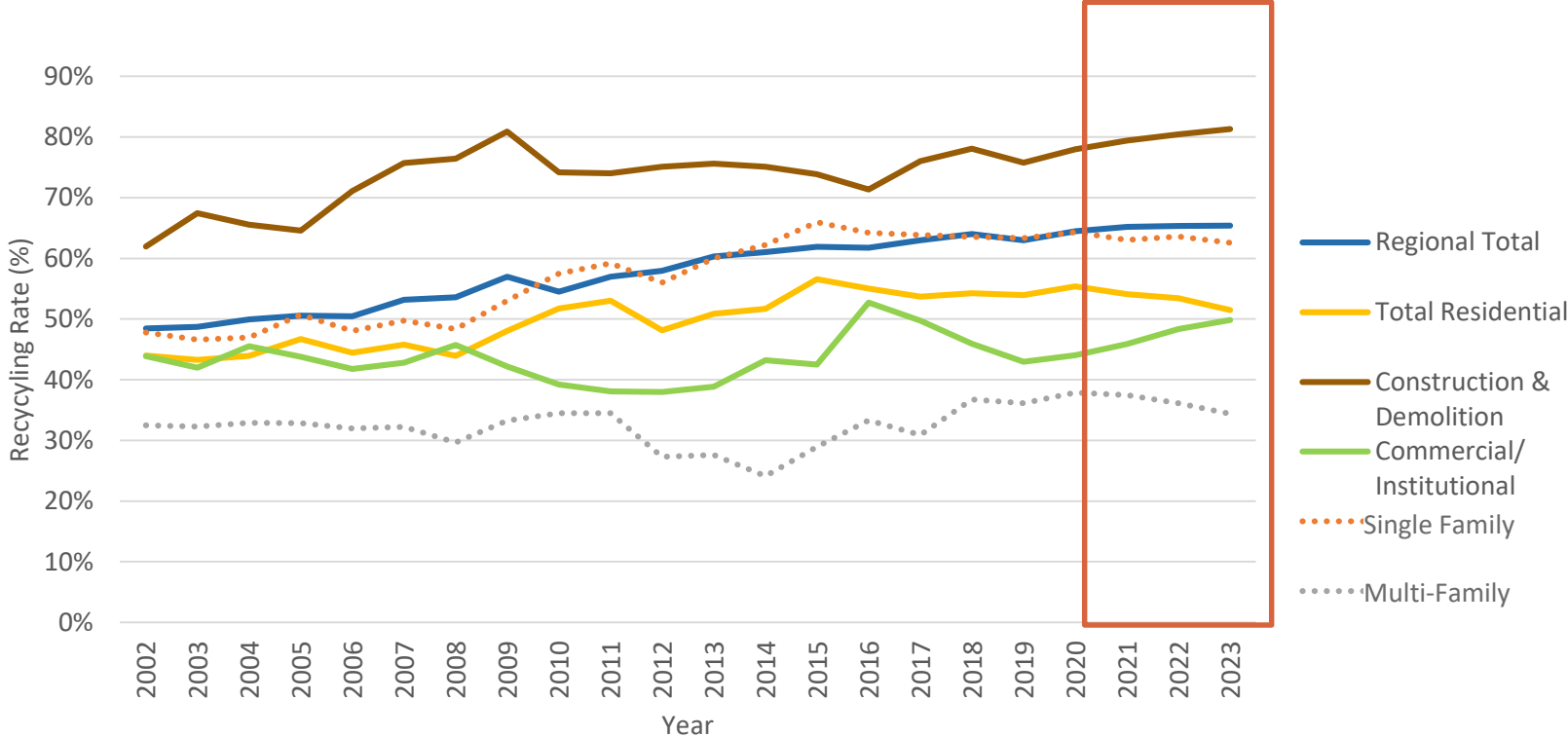
Year	Recycling Rate
2022	65%
2023	65%

RECYCLING RATE OVER TIME

From all Sectors

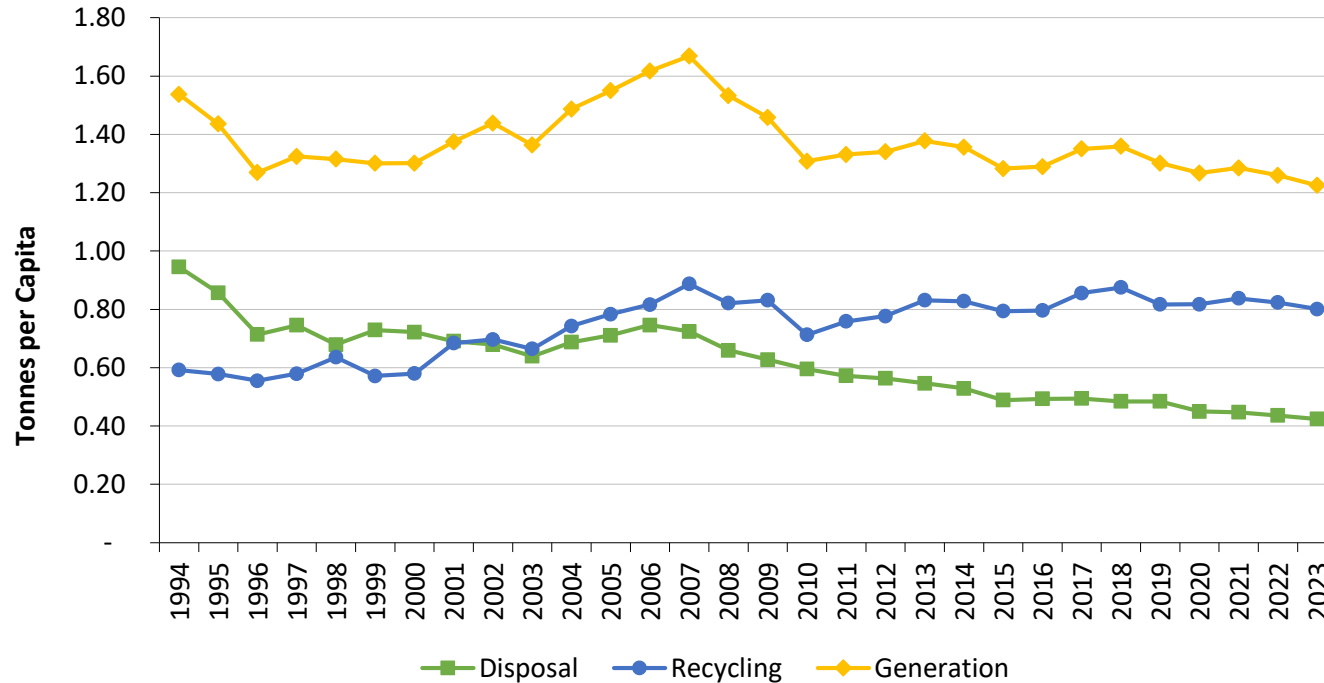


RECYCLING RATE TREND BY SECTOR



GENERATION & RECYCLING RATE OVER TIME

From all sectors



2023 SUMMARY

WASTE SECTOR		DISPOSED (tonnes)		RECYCLED (tonnes)		RECYCLING RATE (%) ⁽³⁾		
		2022	2023	2022	2023	2022	2023	% change
Residential	tonnes	505,592	538,848	579,754	571,230	53%	51%	-2%
	tonnes/capita	0.18	0.18	0.20	0.19			
	Single Family ⁽¹⁾ tonnes	248,750	252,945	434,495	421,472	64%	62%	-1%
	Multi-Family ⁽²⁾ tonnes	256,842	285,903	145,259	149,758	36%	34%	-2%
Commercial/Institutional ⁽²⁾	tonnes	400,976	403,678	375,466	398,826	48%	50%	1%
	tonnes/capita	0.14	0.14	0.13	0.13			
Residential + Commercial/ Institutional	tonnes/ household	0.81	0.80	0.85	0.82	51%	51%	-1%
Construction & Demolition ⁽⁴⁾	tonnes	338,955	326,938	1,395,360	1,423,304	80%	81%	1%
Total	tonnes	1,245,523	1,269,465	2,350,580	2,393,360	65%	65%	0%
	tonnes/capita	0.44	0.42	0.82	0.80			
	tonnes/ household	1.11	1.08	2.10	2.04			

*numbers may not add up correctly due to rounding

RECYCLING

MATERIAL TYPE	TOTAL (tonnes)	CHANGE IN TOTAL (YEAR OVER YEAR)
Asphalt	295,422	0%
Batteries	13,884	0%
Concrete	870,092	0%
Electronic & Electrical Equipment	10,719	-1%
Paper/Paper Products	322,903	-5%
Glass	47,869	-14%
Gypsum	63,349	8%
Household Hazardous Waste	24,579	1%
Metal	61,300	5%
Other	778	
Plastic	57,639	7%
Textiles	288	-22%
Tires	19,925	4%
Wood	191,859	19%
Yard & Food	412,753	5%
TOTAL	2,393,360	2%

2023 Recycling Highlights

- Increases in wood, gypsum and plastic
 - Most notable from commercial non-EPR materials
 - Reported recycled concrete and asphalt tonnage from facilities increased
 - 2021 Unlicensed Facilities Values used in Calculation

RECYCLING

MATERIAL TYPE	TOTAL (tonnes)	CHANGE IN TOTAL (YEAR OVER YEAR)
Asphalt	295,422	0%
<i>*Reported Asphalt</i>	492,602	67%
Batteries	13,884	0%
Concrete	870,092	0%
<i>*Reported Concrete</i>	1,068,904	23%
Electronic & Electrical Equipment	10,719	-1%
Paper/Paper Products	322,903	-5%
Glass	47,869	-14%
Gypsum	63,349	8%
Household Hazardous Waste	24,579	1%
Metal	61,300	5%
Other	778	
Plastic	57,639	7%
Textiles	288	-22%
Tires	19,925	4%
Wood	191,859	19%
Yard & Food	412,753	5%
TOTAL	2,393,360	2%
<i>*Total (including reported concrete and asphalt)</i>	2,858,307	22%

Regional Recycling Rate

(using reported concrete and asphalt values)

69%

FUTURE REPORTING UPDATES

- 2025 Data: Separate reporting of recycled commodities used as fuel substitutes
- New metrics to be considered for an updated solid waste management plan
- Continuing to review and improve:
 - Reuse data
 - Accuracy of recycled material data
- Exploring dashboard format to present data



Vancouver Skyline

Questions?

metrovancouver



Vehicle approaching weigh scale

Notice of Bylaw Violation Bylaw – Tipping Fee Bylaw Provisions

Paul Henderson

General Manager, Solid Waste Services

Solid Waste Management Plan Public/Technical Advisory Committee – February 21, 2025

metrovancouver

NOTICES OF BYLAW VIOLATION

- Notices of Bylaw Violations are an administrative compliance promotion tool available to local governments:
 - Penalty amounts up to \$500 per offence
 - Discounts for early payment and surcharges for late payment
 - Independent dispute adjudication process

METRO VANCOUVER NOTICE OF BYLAW VIOLATION HISTORY

- Notice of Bylaw Violation bylaws in place for MVRD and member jurisdictions
- April 2023: GVS&DD and GVWD were granted authority to develop Notice of Bylaw Violation bylaws
- May 2024: Notice of Bylaw Violations in place for liquid waste bylaws
- July 2024: Notice of Bylaw Violations in place for GVS&DD Bylaw 181 (solid waste facility licensing bylaw)

TIPPING FEE BYLAW NOTICE OF BYLAW VIOLATION PROVISIONS

- Engaging on the development of Notice of Bylaw Violations for Tipping Fee Bylaw, including generator levy requirements



United Boulevard Recycling and Waste Centre

NEXT STEPS



Trucks unloading at the United Boulevard Recycling and Waste Centre



Metro Vancouver Skyline

Questions?

metrovancouver

8.2 ZERO WASTE COMMITTEE UPDATES

January and February Agenda

- Regional Reuse, Repair, and Food Recovery programs
- Multi-Family Residential Waste Reduction and Recycling
- Zero Waste Committee Work Plan report
- Zero Waste Conference and National Zero Waste Council update
- PTAC updated Terms of Reference
- Annual solid waste and recycling statistics
- Engagement panel recruitment
- Recycling and waste centre operations and maintenance service contracts (RFP)

Other Business

View of Metro Vancouver



PTAC FACILITY TOUR 2025 DISCUSSION

- Discussion on which monthly meeting for the 2025 tour
- Zoom poll

PTAC 2025 MEETING SCHEDULE

- Calendar invitations sent out
- Dates:
 - February 21, 2025 from 1:30 pm – 3:30 pm (online)
 - April 10, 2025 from 1:00 pm – 4:00 pm (In-person at Anvil Centre)
 - June 19, 2025 from 1:00 pm – 3:00 pm (online)
 - September 18, 2025 from 1:00 pm – 4:00 pm (potentially in-person for tour)
 - November 20, 2025 from 1:00 pm – 3:00 pm (potentially in-person workshop)

Additional Items





Vancouver Skyline

Thank you

metrovancouver