

Bottom Ash Data

2021 Week 13

The following analytical report was sent to the Ministry of Environment and Climate Change Strategy on April 9, 2021. The data represents bottom ash composite results for week 13 of 2021 (March 21, 2021 to March 27, 2021).

The bottom ash meets the requirements of Metro Vancouver's Bottom Ash Management Plan and is suitable for disposal.



CERTIFICATE OF ANALYSIS

Work Order : **VA21A5870**
Client : **Covanta Burnaby Renewable Energy, ULC**
Contact : Steve McKinney
Address : 5150 Riverbend Drive
Burnaby BC Canada V3N 4V3
Telephone : 604 521 1025
Project : Weekly Bottom Ash - Suite
PO : VANCO 0000050390
C-O-C number : ----
Sampler : ----
Site : ----
Quote number : Standing Offer (BC work)
No. of samples received : 12
No. of samples analysed : 12

Page : 1 of 11
Laboratory : Vancouver - Environmental
Account Manager : Brent Mack
Address : 8081 Lougheed Highway
Burnaby BC Canada V5A 1W9
Telephone : 778-370-3279
Date Samples Received : 30-Mar-2021 10:55
Date Analysis Commenced : 01-Apr-2021
Issue Date : 08-Apr-2021 15:05

This report supersedes any previous report(s) with this reference. Results apply to the sample(s) as submitted. This document shall not be reproduced, except in full.

This Certificate of Analysis contains the following information:

- General Comments
- Analytical Results

Additional information pertinent to this report will be found in the following separate attachments: Quality Control Report, QC Interpretive report to assist with Quality Review and Sample Receipt Notification (SRN).

Signatories

This document has been electronically signed by the authorized signatories below. Electronic signing is conducted in accordance with US FDA 21 CFR Part 11.

<i>Signatories</i>	<i>Position</i>	<i>Laboratory Department</i>
Kim Jensen	Department Manager - Metals	Metals, Burnaby, British Columbia
Ophelia Chiu	Department Manager - Organics	Organics, Burnaby, British Columbia
Robin Weeks	Team Leader - Metals	Metals, Burnaby, British Columbia
Shaneel Dayal	Analyst	Metals, Burnaby, British Columbia



General Comments

The analytical methods used by ALS are developed using internationally recognized reference methods (where available), such as those published by US EPA, APHA Standard Methods, ASTM, ISO, Environment Canada, BC MOE, and Ontario MOE. Refer to the ALS Quality Control Interpretive report (QCI) for applicable references and methodology summaries. Reference methods may incorporate modifications to improve performance.

Where a reported less than (<) result is higher than the LOR, this may be due to primary sample extract/digestate dilution and/or insufficient sample for analysis.

Where the LOR of a reported result differs from standard LOR, this may be due to high moisture content, insufficient sample (reduced weight employed) or matrix interference.

Please refer to Quality Control Interpretive report (QCI) for information regarding Holding Time compliance.

Key : CAS Number: Chemical Abstracts Services number is a unique identifier assigned to discrete substances
LOR: Limit of Reporting (detection limit).

<i>Unit</i>	<i>Description</i>
%	percent
mg/kg	milligrams per kilogram
mg/L	milligrams per litre
pH units	pH units

<: less than.

>: greater than.

Surrogate: An analyte that is similar in behavior to target analyte(s), but that does not occur naturally in environmental samples. For applicable tests, surrogates are added to samples prior to analysis as a check on recovery.

Test results reported relate only to the samples as received by the laboratory.

UNLESS OTHERWISE STATED on SRN or QCI Report, ALL SAMPLES WERE RECEIVED IN ACCEPTABLE CONDITION.



Analytical Results

Sub-Matrix: Soil					Client sample ID	BA2113-A-1	BA2113-A-2	BA2113-A-3	BA2113-A-4	BA2113-A-5
(Matrix: Soil/Solid)										
Client sampling date / time					24-Mar-2021 09:00	24-Mar-2021 09:00	24-Mar-2021 09:00	24-Mar-2021 09:00	24-Mar-2021 09:00	
Analyte	CAS Number	Method	LOR	Unit	VA21A5870-001	VA21A5870-002	VA21A5870-003	VA21A5870-004	VA21A5870-005	
					Result	Result	Result	Result	Result	
Physical Tests										
moisture	----	E144	0.25	%	24.8	23.4	25.6	24.2	22.8	
pH (1:2 soil:water)	----	E108	0.10	pH units	10.4	10.3	10.3	10.5	10.4	
Metals										
aluminum	7429-90-5	E440	50	mg/kg	40600	35200	32200	30000	30600	
antimony	7440-36-0	E440	0.10	mg/kg	154	156	143	133	157	
arsenic	7440-38-2	E440	0.10	mg/kg	59.4	30.9	91.3	26.5	29.7	
barium	7440-39-3	E440	0.50	mg/kg	512	408	484	353	423	
beryllium	7440-41-7	E440	0.10	mg/kg	0.45	0.37	0.33	0.34	0.37	
bismuth	7440-69-9	E440	0.20	mg/kg	16.4	13.7	11.4	13.5	10.4	
boron	7440-42-8	E440	5.0	mg/kg	230	194	180	165	190	
cadmium	7440-43-9	E440	0.020	mg/kg	13.3	15.8	13.3	14.6	23.0	
calcium	7440-70-2	E440	50	mg/kg	156000	137000	125000	139000	128000	
chromium	7440-47-3	E440	0.50	mg/kg	157	201	2160	177	155	
cobalt	7440-48-4	E440	0.10	mg/kg	131	92.7	53.1	67.6	54.9	
copper	7440-50-8	E440	0.50	mg/kg	1740	1700	2590	1960	3200	
iron	7439-89-6	E440	50	mg/kg	58400	70600	55700	55800	69100	
lead	7439-92-1	E440	0.50	mg/kg	1950	429	817	436	472	
lithium	7439-93-2	E440	2.0	mg/kg	32.2	28.5	20.9	23.6	22.8	
magnesium	7439-95-4	E440	20	mg/kg	12800	10800	12000	10600	10900	
manganese	7439-96-5	E440	1.0	mg/kg	2250	886	948	971	814	
mercury	7439-97-6	E510	0.0500	mg/kg	0.184	0.142	0.155	0.133	0.197	
molybdenum	7439-98-7	E440	0.10	mg/kg	19.5	19.0	67.9	34.8	22.8	
nickel	7440-02-0	E440	0.50	mg/kg	135	227	1640	137	122	
phosphorus	7723-14-0	E440	50	mg/kg	11300	9920	8830	9730	10200	
potassium	7440-09-7	E440	100	mg/kg	6280	5710	5460	5740	5610	
selenium	7782-49-2	E440	0.20	mg/kg	0.46	0.48	0.72	0.43	0.52	
silver	7440-22-4	E440	0.10	mg/kg	5.90	5.66	3.96	6.29	4.79	
sodium	7440-23-5	E440	50	mg/kg	18300	16200	15300	15800	16000	
strontium	7440-24-6	E440	0.50	mg/kg	325	305	325	302	305	
sulfur	7704-34-9	E440	1000	mg/kg	17500	16800	15000	15200	14500	



Analytical Results

Sub-Matrix: Soil (Matrix: Soil/Solid)					Client sample ID	BA2113-A-1	BA2113-A-2	BA2113-A-3	BA2113-A-4	BA2113-A-5
Client sampling date / time					24-Mar-2021 09:00	24-Mar-2021 09:00	24-Mar-2021 09:00	24-Mar-2021 09:00	24-Mar-2021 09:00	
Analyte	CAS Number	Method	LOR	Unit	VA21A5870-001	VA21A5870-002	VA21A5870-003	VA21A5870-004	VA21A5870-005	
					Result	Result	Result	Result	Result	
Metals										
thallium	7440-28-0	E440	0.050	mg/kg	0.064	0.069	0.056	0.053	0.059	
tin	7440-31-5	E440	2.0	mg/kg	128	186	136	155	260	
titanium	7440-32-6	E440	1.0	mg/kg	713	362	719	339	482	
tungsten	7440-33-7	E440	0.50	mg/kg	14.6	26.6	10.8	11.1	8.43	
uranium	7440-61-1	E440	0.050	mg/kg	4.89	4.67	4.05	4.43	4.64	
vanadium	7440-62-2	E440	0.20	mg/kg	47.8	51.0	47.3	43.2	40.4	
zinc	7440-66-6	E440	2.0	mg/kg	4720	8380	5190	6320	4990	
zirconium	7440-67-7	E440	1.0	mg/kg	1.7	1.9	1.2	1.9	1.8	
TCLP Metals										
pH, TCLP 1st preliminary	----	EPP444	0.010	pH units	11.4	11.5	11.5	11.5	11.5	
pH, TCLP 2nd preliminary	----	EPP444	0.010	pH units	8.74	8.97	9.00	9.39	8.85	
pH, TCLP extraction fluid initial	----	EPP444	0.010	pH units	2.86	2.86	2.86	2.86	2.86	
pH, TCLP final	----	EPP444	0.010	pH units	7.01	7.35	6.50	7.66	6.32	
antimony, TCLP	7440-36-0	E444	1.0	mg/L	<1.0	<1.0	<1.0	<1.0	<1.0	
arsenic, TCLP	7440-38-2	E444	1.0	mg/L	<1.0	<1.0	<1.0	<1.0	<1.0	
barium, TCLP	7440-39-3	E444	2.5	mg/L	<2.5	<2.5	<2.5	<2.5	<2.5	
beryllium, TCLP	7440-41-7	E444	0.025	mg/L	<0.025	<0.025	<0.025	<0.025	<0.025	
boron, TCLP	7440-42-8	E444	0.50	mg/L	2.22	2.00	2.02	2.40	1.68	
cadmium, TCLP	7440-43-9	E444	0.050	mg/L	0.200	0.166	0.189	0.261	0.455	
calcium, TCLP	7440-70-2	E444	10	mg/L	2200	2040	2100	2130	1740	
chromium, TCLP	7440-47-3	E444	0.25	mg/L	<0.25	<0.25	<0.25	<0.25	<0.25	
cobalt, TCLP	7440-48-4	E444	0.050	mg/L	0.506	1.08	1.14	2.78	0.544	
copper, TCLP	7440-50-8	E444	0.050	mg/L	1.37	0.944	0.855	0.727	0.077	
iron, TCLP	7439-89-6	E444	5.0	mg/L	<5.0	<5.0	<5.0	<5.0	8.5	
lead, TCLP	7439-92-1	E444	0.25	mg/L	<0.25	<0.25	<0.25	<0.25	<0.25	
magnesium, TCLP	7439-95-4	E444	2.5	mg/L	127	116	121	122	120	
mercury, TCLP	7439-97-6	E512	0.0010	mg/L	<0.0010	<0.0010	<0.0010	<0.0010	<0.0010	
nickel, TCLP	7440-02-0	E444	0.25	mg/L	0.43	0.43	0.60	0.58	0.55	
selenium, TCLP	7782-49-2	E444	0.10	mg/L	<0.10	<0.10	<0.10	<0.10	<0.10	
silver, TCLP	7440-22-4	E444	0.050	mg/L	<0.050	<0.050	<0.050	<0.050	<0.050	
thallium, TCLP	7440-28-0	E444	1.0	mg/L	<1.0	<1.0	<1.0	<1.0	<1.0	



Analytical Results

Sub-Matrix: Soil (Matrix: Soil/Solid)					Client sample ID	BA2113-A-1	BA2113-A-2	BA2113-A-3	BA2113-A-4	BA2113-A-5
Client sampling date / time					24-Mar-2021 09:00	24-Mar-2021 09:00	24-Mar-2021 09:00	24-Mar-2021 09:00	24-Mar-2021 09:00	24-Mar-2021 09:00
Analyte	CAS Number	Method	LOR	Unit	VA21A5870-001	VA21A5870-002	VA21A5870-003	VA21A5870-004	VA21A5870-005	
					Result	Result	Result	Result	Result	
TCLP Metals										
uranium, TCLP	7440-61-1	E444	0.20	mg/L	<0.20	<0.20	<0.20	<0.20	<0.20	<0.20
vanadium, TCLP	7440-62-2	E444	0.15	mg/L	<0.15	<0.15	<0.15	<0.15	<0.15	<0.15
zinc, TCLP	7440-66-6	E444	0.50	mg/L	26.7	34.1	31.9	33.3	48.4	
zirconium, TCLP	7440-67-7	E444	10	mg/L	<10	<10	<10	<10	<10	<10

Please refer to the General Comments section for an explanation of any qualifiers detected.



Analytical Results

Sub-Matrix: Soil (Matrix: Soil/Solid)					Client sample ID	BA2113-A-6	BA2113-A-7	BA2113-A-8	BA2113-A-9	BA2113-A-10
Client sampling date / time					24-Mar-2021 09:00	24-Mar-2021 09:00	24-Mar-2021 09:00	24-Mar-2021 09:00	24-Mar-2021 09:00	
Analyte	CAS Number	Method	LOR	Unit	VA21A5870-006	VA21A5870-007	VA21A5870-008	VA21A5870-009	VA21A5870-010	
					Result	Result	Result	Result	Result	
Physical Tests										
moisture	----	E144	0.25	%	24.8	24.8	25.2	24.9	24.9	
pH (1:2 soil:water)	----	E108	0.10	pH units	10.6	10.2	10.3	10.3	10.6	
Metals										
aluminum	7429-90-5	E440	50	mg/kg	32000	37900	41500	36600	31400	
antimony	7440-36-0	E440	0.10	mg/kg	149	132	135	146	135	
arsenic	7440-38-2	E440	0.10	mg/kg	28.0	27.2	25.9	26.4	27.0	
barium	7440-39-3	E440	0.50	mg/kg	434	479	469	543	479	
beryllium	7440-41-7	E440	0.10	mg/kg	0.38	0.42	0.40	0.40	0.34	
bismuth	7440-69-9	E440	0.20	mg/kg	11.9	16.4	12.5	10.4	11.7	
boron	7440-42-8	E440	5.0	mg/kg	204	168	173	162	203	
cadmium	7440-43-9	E440	0.020	mg/kg	14.0	13.7	26.5	14.2	13.2	
calcium	7440-70-2	E440	50	mg/kg	139000	135000	139000	138000	135000	
chromium	7440-47-3	E440	0.50	mg/kg	176	192	155	172	221	
cobalt	7440-48-4	E440	0.10	mg/kg	97.5	220	80.8	63.0	67.0	
copper	7440-50-8	E440	0.50	mg/kg	1830	3130	3450	3330	6180	
iron	7439-89-6	E440	50	mg/kg	55600	49900	52200	65500	80500	
lead	7439-92-1	E440	0.50	mg/kg	409	410	366	421	422	
lithium	7439-93-2	E440	2.0	mg/kg	24.7	44.0	27.8	25.8	25.4	
magnesium	7439-95-4	E440	20	mg/kg	11400	11800	11800	11100	10200	
manganese	7439-96-5	E440	1.0	mg/kg	896	836	900	982	828	
mercury	7439-97-6	E510	0.0500	mg/kg	0.231	0.202	0.193	0.184	0.117	
molybdenum	7439-98-7	E440	0.10	mg/kg	20.5	20.2	17.5	31.5	24.0	
nickel	7440-02-0	E440	0.50	mg/kg	142	150	153	211	177	
phosphorus	7723-14-0	E440	50	mg/kg	9720	9680	10400	9520	8930	
potassium	7440-09-7	E440	100	mg/kg	6180	5960	6760	5630	4730	
selenium	7782-49-2	E440	0.20	mg/kg	0.51	0.50	0.44	0.44	0.44	
silver	7440-22-4	E440	0.10	mg/kg	6.73	6.72	4.35	5.59	5.17	
sodium	7440-23-5	E440	50	mg/kg	17500	16900	18600	16000	14200	
strontium	7440-24-6	E440	0.50	mg/kg	345	289	301	345	301	
sulfur	7704-34-9	E440	1000	mg/kg	15200	15700	16500	14400	14500	
thallium	7440-28-0	E440	0.050	mg/kg	0.056	0.064	0.064	0.059	0.057	



Analytical Results

Sub-Matrix: Soil (Matrix: Soil/Solid)					Client sample ID	BA2113-A-6	BA2113-A-7	BA2113-A-8	BA2113-A-9	BA2113-A-10
Client sampling date / time					24-Mar-2021 09:00	24-Mar-2021 09:00	24-Mar-2021 09:00	24-Mar-2021 09:00	24-Mar-2021 09:00	
Analyte	CAS Number	Method	LOR	Unit	VA21A5870-006	VA21A5870-007	VA21A5870-008	VA21A5870-009	VA21A5870-010	
					Result	Result	Result	Result	Result	
Metals										
tin	7440-31-5	E440	2.0	mg/kg	145	168	116	154	391	
titanium	7440-32-6	E440	1.0	mg/kg	423	513	570	615	338	
tungsten	7440-33-7	E440	0.50	mg/kg	11.2	14.0	7.46	9.97	10.6	
uranium	7440-61-1	E440	0.050	mg/kg	4.71	4.45	4.60	4.76	4.15	
vanadium	7440-62-2	E440	0.20	mg/kg	42.2	43.6	44.7	45.8	45.7	
zinc	7440-66-6	E440	2.0	mg/kg	4840	5020	4130	4590	8520	
zirconium	7440-67-7	E440	1.0	mg/kg	1.8	1.4	1.8	1.4	1.8	
TCLP Metals										
pH, TCLP 1st preliminary	----	EPP444	0.010	pH units	11.4	11.4	11.5	11.5	11.6	
pH, TCLP 2nd preliminary	----	EPP444	0.010	pH units	9.14	9.19	9.03	9.12	9.14	
pH, TCLP extraction fluid initial	----	EPP444	0.010	pH units	2.86	2.86	2.86	2.86	2.86	
pH, TCLP final	----	EPP444	0.010	pH units	6.49	6.50	6.33	6.32	6.54	
antimony, TCLP	7440-36-0	E444	1.0	mg/L	<1.0	<1.0	<1.0	<1.0	<1.0	
arsenic, TCLP	7440-38-2	E444	1.0	mg/L	<1.0	<1.0	<1.0	<1.0	<1.0	
barium, TCLP	7440-39-3	E444	2.5	mg/L	<2.5	<2.5	<2.5	<2.5	<2.5	
beryllium, TCLP	7440-41-7	E444	0.025	mg/L	<0.025	<0.025	<0.025	<0.025	<0.025	
boron, TCLP	7440-42-8	E444	0.50	mg/L	2.07	2.01	2.03	2.18	1.97	
cadmium, TCLP	7440-43-9	E444	0.050	mg/L	0.192	0.186	0.226	0.182	0.222	
calcium, TCLP	7440-70-2	E444	10	mg/L	2130	2120	2080	2030	2040	
chromium, TCLP	7440-47-3	E444	0.25	mg/L	<0.25	<0.25	<0.25	<0.25	<0.25	
cobalt, TCLP	7440-48-4	E444	0.050	mg/L	0.594	0.732	0.905	1.04	0.924	
copper, TCLP	7440-50-8	E444	0.050	mg/L	0.381	0.761	1.27	0.731	0.957	
iron, TCLP	7439-89-6	E444	5.0	mg/L	<5.0	<5.0	<5.0	<5.0	<5.0	
lead, TCLP	7439-92-1	E444	0.25	mg/L	<0.25	<0.25	0.63	<0.25	<0.25	
magnesium, TCLP	7439-95-4	E444	2.5	mg/L	121	116	124	119	121	
mercury, TCLP	7439-97-6	E512	0.0010	mg/L	<0.0010	<0.0010	<0.0010	<0.0010	<0.0010	
nickel, TCLP	7440-02-0	E444	0.25	mg/L	0.48	0.48	0.54	1.17	0.43	
selenium, TCLP	7782-49-2	E444	0.10	mg/L	<0.10	<0.10	<0.10	<0.10	<0.10	
silver, TCLP	7440-22-4	E444	0.050	mg/L	<0.050	<0.050	<0.050	<0.050	<0.050	
thallium, TCLP	7440-28-0	E444	1.0	mg/L	<1.0	<1.0	<1.0	<1.0	<1.0	
uranium, TCLP	7440-61-1	E444	0.20	mg/L	<0.20	<0.20	<0.20	<0.20	<0.20	



Analytical Results

Sub-Matrix: Soil (Matrix: Soil/Solid)					Client sample ID	BA2113-A-6	BA2113-A-7	BA2113-A-8	BA2113-A-9	BA2113-A-10
Client sampling date / time					24-Mar-2021 09:00	24-Mar-2021 09:00	24-Mar-2021 09:00	24-Mar-2021 09:00	24-Mar-2021 09:00	24-Mar-2021 09:00
Analyte	CAS Number	Method	LOR	Unit	VA21A5870-006	VA21A5870-007	VA21A5870-008	VA21A5870-009	VA21A5870-010	
					Result	Result	Result	Result	Result	
TCLP Metals										
vanadium, TCLP	7440-62-2	E444	0.15	mg/L	<0.15	<0.15	<0.15	<0.15	<0.15	<0.15
zinc, TCLP	7440-66-6	E444	0.50	mg/L	32.9	33.2	41.2	49.8	33.2	33.2
zirconium, TCLP	7440-67-7	E444	10	mg/L	<10	<10	<10	<10	<10	<10

Please refer to the General Comments section for an explanation of any qualifiers detected.



Analytical Results

Sub-Matrix: Soil					Client sample ID	BA2113-A-11	BA2113-A-12	----	----	----
(Matrix: Soil/Solid)					Client sampling date / time	24-Mar-2021 09:00	24-Mar-2021 09:00	----	----	----
Analyte	CAS Number	Method	LOR	Unit	VA21A5870-011	VA21A5870-012	-----	-----	-----	
					Result	Result	---	---	---	
Physical Tests										
moisture	----	E144	0.25	%	24.1	25.1	----	----	----	
pH (1:2 soil:water)	----	E108	0.10	pH units	10.7	10.4	----	----	----	
Metals										
aluminum	7429-90-5	E440	50	mg/kg	36600	30200	----	----	----	
antimony	7440-36-0	E440	0.10	mg/kg	139	145	----	----	----	
arsenic	7440-38-2	E440	0.10	mg/kg	24.9	30.5	----	----	----	
barium	7440-39-3	E440	0.50	mg/kg	427	454	----	----	----	
beryllium	7440-41-7	E440	0.10	mg/kg	0.37	0.44	----	----	----	
bismuth	7440-69-9	E440	0.20	mg/kg	16.7	15.3	----	----	----	
boron	7440-42-8	E440	5.0	mg/kg	176	179	----	----	----	
cadmium	7440-43-9	E440	0.020	mg/kg	63.0	14.7	----	----	----	
calcium	7440-70-2	E440	50	mg/kg	137000	143000	----	----	----	
chromium	7440-47-3	E440	0.50	mg/kg	170	152	----	----	----	
cobalt	7440-48-4	E440	0.10	mg/kg	43.1	275	----	----	----	
copper	7440-50-8	E440	0.50	mg/kg	3260	14600	----	----	----	
iron	7439-89-6	E440	50	mg/kg	56800	79000	----	----	----	
lead	7439-92-1	E440	0.50	mg/kg	525	419	----	----	----	
lithium	7439-93-2	E440	2.0	mg/kg	29.6	28.7	----	----	----	
magnesium	7439-95-4	E440	20	mg/kg	11400	10800	----	----	----	
manganese	7439-96-5	E440	1.0	mg/kg	1560	984	----	----	----	
mercury	7439-97-6	E510	0.0500	mg/kg	0.130	0.233	----	----	----	
molybdenum	7439-98-7	E440	0.10	mg/kg	23.5	20.7	----	----	----	
nickel	7440-02-0	E440	0.50	mg/kg	143	336	----	----	----	
phosphorus	7723-14-0	E440	50	mg/kg	9770	10600	----	----	----	
potassium	7440-09-7	E440	100	mg/kg	5230	5620	----	----	----	
selenium	7782-49-2	E440	0.20	mg/kg	0.45	0.67	----	----	----	
silver	7440-22-4	E440.Ag	0.10	mg/kg	----	4.95	----	----	----	
silver	7440-22-4	E440	0.10	mg/kg	5.34	----	----	----	----	
sodium	7440-23-5	E440	50	mg/kg	15800	15800	----	----	----	
strontium	7440-24-6	E440	0.50	mg/kg	290	298	----	----	----	
sulfur	7704-34-9	E440	1000	mg/kg	14400	16800	----	----	----	



Analytical Results

Sub-Matrix: Soil (Matrix: Soil/Solid)					Client sample ID	BA2113-A-11	BA2113-A-12	----	----	----
Client sampling date / time					24-Mar-2021 09:00	24-Mar-2021 09:00	----	----	----	
Analyte	CAS Number	Method	LOR	Unit	VA21A5870-011	VA21A5870-012	-----	-----	-----	
					Result	Result	---	---	---	
Metals										
thallium	7440-28-0	E440	0.050	mg/kg	0.057	0.055	----	----	----	
tin	7440-31-5	E440	2.0	mg/kg	790	150	----	----	----	
titanium	7440-32-6	E440	1.0	mg/kg	392	344	----	----	----	
tungsten	7440-33-7	E440	0.50	mg/kg	9.00	8.71	----	----	----	
uranium	7440-61-1	E440	0.050	mg/kg	4.42	4.62	----	----	----	
vanadium	7440-62-2	E440	0.20	mg/kg	43.6	46.7	----	----	----	
zinc	7440-66-6	E440	2.0	mg/kg	5360	9900	----	----	----	
zirconium	7440-67-7	E440	1.0	mg/kg	2.0	1.9	----	----	----	
TCLP Metals										
pH, TCLP 1st preliminary	----	EPP444	0.010	pH units	11.7	11.4	----	----	----	
pH, TCLP 2nd preliminary	----	EPP444	0.010	pH units	9.14	9.16	----	----	----	
pH, TCLP extraction fluid initial	----	EPP444	0.010	pH units	2.86	2.86	----	----	----	
pH, TCLP final	----	EPP444	0.010	pH units	6.43	6.48	----	----	----	
antimony, TCLP	7440-36-0	E444	1.0	mg/L	<1.0	<1.0	----	----	----	
arsenic, TCLP	7440-38-2	E444	1.0	mg/L	<1.0	<1.0	----	----	----	
barium, TCLP	7440-39-3	E444	2.5	mg/L	<2.5	<2.5	----	----	----	
beryllium, TCLP	7440-41-7	E444	0.025	mg/L	<0.025	<0.025	----	----	----	
boron, TCLP	7440-42-8	E444	0.50	mg/L	1.97	2.16	----	----	----	
cadmium, TCLP	7440-43-9	E444	0.050	mg/L	0.225	0.178	----	----	----	
calcium, TCLP	7440-70-2	E444	10	mg/L	2060	2120	----	----	----	
chromium, TCLP	7440-47-3	E444	0.25	mg/L	<0.25	<0.25	----	----	----	
cobalt, TCLP	7440-48-4	E444	0.050	mg/L	0.587	0.319	----	----	----	
copper, TCLP	7440-50-8	E444	0.050	mg/L	1.07	0.559	----	----	----	
iron, TCLP	7439-89-6	E444	5.0	mg/L	<5.0	<5.0	----	----	----	
lead, TCLP	7439-92-1	E444	0.25	mg/L	0.27	<0.25	----	----	----	
magnesium, TCLP	7439-95-4	E444	2.5	mg/L	119	120	----	----	----	
mercury, TCLP	7439-97-6	E512	0.0010	mg/L	<0.0010	<0.0010	----	----	----	
nickel, TCLP	7440-02-0	E444	0.25	mg/L	0.42	0.42	----	----	----	
selenium, TCLP	7782-49-2	E444	0.10	mg/L	<0.10	<0.10	----	----	----	
silver, TCLP	7440-22-4	E444	0.050	mg/L	<0.050	<0.050	----	----	----	
thallium, TCLP	7440-28-0	E444	1.0	mg/L	<1.0	<1.0	----	----	----	



Analytical Results

Sub-Matrix: Soil (Matrix: Soil/Solid)					Client sample ID	BA2113-A-11	BA2113-A-12	----	----	----
					Client sampling date / time	24-Mar-2021 09:00	24-Mar-2021 09:00	----	----	----
Analyte	CAS Number	Method	LOR	Unit	VA21A5870-011	VA21A5870-012	-----	-----	-----	
					Result	Result	---	---	---	
TCLP Metals										
uranium, TCLP	7440-61-1	E444	0.20	mg/L	<0.20	<0.20	----	----	----	
vanadium, TCLP	7440-62-2	E444	0.15	mg/L	<0.15	<0.15	----	----	----	
zinc, TCLP	7440-66-6	E444	0.50	mg/L	35.7	27.9	----	----	----	
zirconium, TCLP	7440-67-7	E444	10	mg/L	<10	<10	----	----	----	

Please refer to the General Comments section for an explanation of any qualifiers detected.

QUALITY CONTROL INTERPRETIVE REPORT

Work Order	: VA21A5870	Page	: 1 of 16
Client	: Covanta Burnaby Renewable Energy, ULC	Laboratory	: Vancouver - Environmental
Contact	: Steve McKinney	Account Manager	: Brent Mack
Address	: 5150 Riverbend Drive Burnaby BC Canada V3N 4V3	Address	: 8081 Lougheed Highway Burnaby, British Columbia Canada V5A 1W9
Telephone	: 604 521 1025	Telephone	: 778-370-3279
Project	: Weekly Bottom Ash - Suite	Date Samples Received	: 30-Mar-2021 10:55
PO	: VANCO 0000050390	Issue Date	: 08-Apr-2021 15:05
C-O-C number	: ----		
Sampler	: ----		
Site	: ----		
Quote number	: Standing Offer (BC work)		
No. of samples received	: 12		
No. of samples analysed	: 12		

This report is automatically generated by the ALS LIMS (Laboratory Information Management System) through evaluation of Quality Control (QC) results and other QA parameters associated with this submission, and is intended to facilitate rapid data validation by auditors or reviewers. The report highlights any exceptions and outliers to ALS Data Quality Objectives, provides holding time details and exceptions, summarizes QC sample frequencies, and lists applicable methodology references and summaries.

Key

Anonymous: Refers to samples which are not part of this work order, but which formed part of the QC process lot.

CAS Number: Chemical Abstracts Services number is a unique identifier assigned to discrete substances.

DQO: Data Quality Objective.

LOR: Limit of Reporting (detection limit).

RPD: Relative Percent Difference.

Summary of Outliers

Outliers : Quality Control Samples

- No Method Blank value outliers occur.
- No Laboratory Control Sample (LCS) outliers occur
- No Matrix Spike outliers occur.
- Duplicate outliers occur - please see following pages for full details.
- No Test sample Surrogate recovery outliers exist.

Outliers: Reference Material (RM) Samples

- No Reference Material (RM) Sample outliers occur.

Outliers : Analysis Holding Time Compliance (Breaches)

- No Analysis Holding Time Outliers exist.

Outliers : Frequency of Quality Control Samples

- No Quality Control Sample Frequency Outliers occur.



Outliers : Quality Control Samples

Duplicates, Method Blanks, Laboratory Control Samples and Matrix Spikes

Matrix: **Soil/Solid**

Analyte Group	Laboratory sample ID	Client/Ref Sample ID	Analyte	CAS Number	Method	Result	Limits	Comment
Duplicate (DUP) RPDs								
Metals	VA21A5870-001	BA2113-A-1	cobalt	7440-48-4	E440	99.2 % DUP-H	30%	Duplicate RPD does not meet the DQO for this test.
Metals	VA21A5870-001	BA2113-A-1	copper	7440-50-8	E440	63.4 % DUP-H	30%	Duplicate RPD does not meet the DQO for this test.
Metals	VA21A5870-001	BA2113-A-1	lead	7439-92-1	E440	133 % DUP-H	40%	Duplicate RPD does not meet the DQO for this test.
Metals	VA21A5870-001	BA2113-A-1	manganese	7439-96-5	E440	47.7 % DUP-H	30%	Duplicate RPD does not meet the DQO for this test.
Metals	VA21A5870-001	BA2113-A-1	tungsten	7440-33-7	E440	32.4 % DUP-H	30%	Duplicate RPD does not meet the DQO for this test.
Metals	VA21A5870-001	BA2113-A-1	zinc	7440-66-6	E440	68.7 % DUP-H	30%	Duplicate RPD does not meet the DQO for this test.

Result Qualifiers

Qualifier	Description
DUP-H	Duplicate results outside ALS DQO, due to sample heterogeneity.



Analysis Holding Time Compliance

This report summarizes extraction / preparation and analysis times and compares each with ALS recommended holding times, which are selected to meet known provincial and /or federal requirements. In the absence of regulatory hold times, ALS establishes recommendations based on guidelines published by organizations such as CCME, US EPA, APHA Standard Methods, ASTM, or Environment Canada (where available). Dates and holding times reported below represent the first dates of extraction or analysis. If subsequent tests or dilutions exceeded holding times, qualifiers are added (refer to COA).

If samples are identified below as having been analyzed or extracted outside of recommended holding times, measurement uncertainties may be increased, and this should be taken into consideration when interpreting results.

Where actual sampling date is not provided on the chain of custody, the date of receipt with time at 15:00 is used for calculation purposes.

Where only the sample date without time is provided on the chain of custody, the sampling date at 15:00 is used for calculation purposes.

Matrix: **Soil/Solid**

Evaluation: * = Holding time exceedance ; ✓ = Within Holding Time

Analyte Group Container / Client Sample ID(s)	Method	Sampling Date	Extraction / Preparation				Analysis				
			Preparation Date	Holding Times		Eval	Analysis Date	Holding Times		Eval	
				Rec	Actual			Rec	Actual		
Metals : High Silver in Soil/Solid by CRC ICPMS											
LDPE bag BA2113-A-12	E440.Ag	24-Mar-2021	07-Apr-2021	180 days	14 days	✓	08-Apr-2021	165 days	0 days	✓	
Metals : Mercury in Soil/Solid by CVAAS											
LDPE bag BA2113-A-1	E510	24-Mar-2021	07-Apr-2021	28 days	13 days	✓	07-Apr-2021	14 days	0 days	✓	
Metals : Mercury in Soil/Solid by CVAAS											
LDPE bag BA2113-A-10	E510	24-Mar-2021	07-Apr-2021	28 days	13 days	✓	07-Apr-2021	14 days	0 days	✓	
Metals : Mercury in Soil/Solid by CVAAS											
LDPE bag BA2113-A-11	E510	24-Mar-2021	07-Apr-2021	28 days	13 days	✓	07-Apr-2021	14 days	0 days	✓	
Metals : Mercury in Soil/Solid by CVAAS											
LDPE bag BA2113-A-12	E510	24-Mar-2021	07-Apr-2021	28 days	13 days	✓	07-Apr-2021	14 days	0 days	✓	
Metals : Mercury in Soil/Solid by CVAAS											
LDPE bag BA2113-A-2	E510	24-Mar-2021	07-Apr-2021	28 days	13 days	✓	07-Apr-2021	14 days	0 days	✓	
Metals : Mercury in Soil/Solid by CVAAS											
LDPE bag BA2113-A-3	E510	24-Mar-2021	07-Apr-2021	28 days	13 days	✓	07-Apr-2021	14 days	0 days	✓	



Matrix: Soil/Solid

Evaluation: ✖ = Holding time exceedance ; ✔ = Within Holding Time

Analyte Group Container / Client Sample ID(s)	Method	Sampling Date	Extraction / Preparation				Analysis				
			Preparation Date	Holding Times		Eval	Analysis Date	Holding Times		Eval	
				Rec	Actual			Rec	Actual		
Metals : Mercury in Soil/Solid by CVAAS											
LDPE bag BA2113-A-4	E510	24-Mar-2021	07-Apr-2021	28 days	13 days	✔	07-Apr-2021	14 days	0 days	✔	
Metals : Mercury in Soil/Solid by CVAAS											
LDPE bag BA2113-A-5	E510	24-Mar-2021	07-Apr-2021	28 days	13 days	✔	07-Apr-2021	14 days	0 days	✔	
Metals : Mercury in Soil/Solid by CVAAS											
LDPE bag BA2113-A-6	E510	24-Mar-2021	07-Apr-2021	28 days	13 days	✔	07-Apr-2021	14 days	0 days	✔	
Metals : Mercury in Soil/Solid by CVAAS											
LDPE bag BA2113-A-7	E510	24-Mar-2021	07-Apr-2021	28 days	13 days	✔	07-Apr-2021	14 days	0 days	✔	
Metals : Mercury in Soil/Solid by CVAAS											
LDPE bag BA2113-A-8	E510	24-Mar-2021	07-Apr-2021	28 days	13 days	✔	07-Apr-2021	14 days	0 days	✔	
Metals : Mercury in Soil/Solid by CVAAS											
LDPE bag BA2113-A-9	E510	24-Mar-2021	07-Apr-2021	28 days	13 days	✔	07-Apr-2021	14 days	0 days	✔	
Metals : Metals in Soil/Solid by CRC ICPMS											
LDPE bag BA2113-A-1	E440	24-Mar-2021	07-Apr-2021	180 days	13 days	✔	07-Apr-2021	166 days	0 days	✔	
Metals : Metals in Soil/Solid by CRC ICPMS											
LDPE bag BA2113-A-10	E440	24-Mar-2021	07-Apr-2021	180 days	13 days	✔	07-Apr-2021	166 days	0 days	✔	
Metals : Metals in Soil/Solid by CRC ICPMS											
LDPE bag BA2113-A-11	E440	24-Mar-2021	07-Apr-2021	180 days	13 days	✔	07-Apr-2021	166 days	0 days	✔	



Matrix: Soil/Solid

Evaluation: ✖ = Holding time exceedance ; ✔ = Within Holding Time

Analyte Group Container / Client Sample ID(s)	Method	Sampling Date	Extraction / Preparation				Analysis				
			Preparation Date	Holding Times		Eval	Analysis Date	Holding Times		Eval	
				Rec	Actual			Rec	Actual		
Metals : Metals in Soil/Solid by CRC ICPCS											
LDPE bag BA2113-A-12	E440	24-Mar-2021	07-Apr-2021	180 days	13 days	✔	07-Apr-2021	166 days	0 days	✔	
Metals : Metals in Soil/Solid by CRC ICPCS											
LDPE bag BA2113-A-2	E440	24-Mar-2021	07-Apr-2021	180 days	13 days	✔	07-Apr-2021	166 days	0 days	✔	
Metals : Metals in Soil/Solid by CRC ICPCS											
LDPE bag BA2113-A-3	E440	24-Mar-2021	07-Apr-2021	180 days	13 days	✔	07-Apr-2021	166 days	0 days	✔	
Metals : Metals in Soil/Solid by CRC ICPCS											
LDPE bag BA2113-A-4	E440	24-Mar-2021	07-Apr-2021	180 days	13 days	✔	07-Apr-2021	166 days	0 days	✔	
Metals : Metals in Soil/Solid by CRC ICPCS											
LDPE bag BA2113-A-5	E440	24-Mar-2021	07-Apr-2021	180 days	13 days	✔	07-Apr-2021	166 days	0 days	✔	
Metals : Metals in Soil/Solid by CRC ICPCS											
LDPE bag BA2113-A-6	E440	24-Mar-2021	07-Apr-2021	180 days	13 days	✔	07-Apr-2021	166 days	0 days	✔	
Metals : Metals in Soil/Solid by CRC ICPCS											
LDPE bag BA2113-A-7	E440	24-Mar-2021	07-Apr-2021	180 days	13 days	✔	07-Apr-2021	166 days	0 days	✔	
Metals : Metals in Soil/Solid by CRC ICPCS											
LDPE bag BA2113-A-8	E440	24-Mar-2021	07-Apr-2021	180 days	13 days	✔	07-Apr-2021	166 days	0 days	✔	
Metals : Metals in Soil/Solid by CRC ICPCS											
LDPE bag BA2113-A-9	E440	24-Mar-2021	07-Apr-2021	180 days	13 days	✔	07-Apr-2021	166 days	0 days	✔	



Matrix: **Soil/Solid**

Evaluation: ✖ = Holding time exceedance ; ✔ = Within Holding Time

Analyte Group Container / Client Sample ID(s)	Method	Sampling Date	Extraction / Preparation				Analysis			
			Preparation Date	Holding Times		Eval	Analysis Date	Holding Times		Eval
				Rec	Actual			Rec	Actual	
Physical Tests : Moisture Content by Gravimetry										
LDPE bag BA2113-A-1	E144	24-Mar-2021	----	----	----		06-Apr-2021	----	----	
Physical Tests : Moisture Content by Gravimetry										
LDPE bag BA2113-A-10	E144	24-Mar-2021	----	----	----		06-Apr-2021	----	----	
Physical Tests : Moisture Content by Gravimetry										
LDPE bag BA2113-A-11	E144	24-Mar-2021	----	----	----		06-Apr-2021	----	----	
Physical Tests : Moisture Content by Gravimetry										
LDPE bag BA2113-A-12	E144	24-Mar-2021	----	----	----		06-Apr-2021	----	----	
Physical Tests : Moisture Content by Gravimetry										
LDPE bag BA2113-A-2	E144	24-Mar-2021	----	----	----		06-Apr-2021	----	----	
Physical Tests : Moisture Content by Gravimetry										
LDPE bag BA2113-A-3	E144	24-Mar-2021	----	----	----		06-Apr-2021	----	----	
Physical Tests : Moisture Content by Gravimetry										
LDPE bag BA2113-A-4	E144	24-Mar-2021	----	----	----		06-Apr-2021	----	----	
Physical Tests : Moisture Content by Gravimetry										
LDPE bag BA2113-A-5	E144	24-Mar-2021	----	----	----		06-Apr-2021	----	----	
Physical Tests : Moisture Content by Gravimetry										
LDPE bag BA2113-A-6	E144	24-Mar-2021	----	----	----		06-Apr-2021	----	----	



Matrix: Soil/Solid

Evaluation: ✖ = Holding time exceedance ; ✔ = Within Holding Time

Analyte Group Container / Client Sample ID(s)	Method	Sampling Date	Extraction / Preparation				Analysis				
			Preparation Date	Holding Times		Eval	Analysis Date	Holding Times		Eval	
				Rec	Actual			Rec	Actual		
Physical Tests : Moisture Content by Gravimetry											
LDPE bag BA2113-A-7	E144	24-Mar-2021	----	----	----		06-Apr-2021	----	----		
Physical Tests : Moisture Content by Gravimetry											
LDPE bag BA2113-A-8	E144	24-Mar-2021	----	----	----		06-Apr-2021	----	----		
Physical Tests : Moisture Content by Gravimetry											
LDPE bag BA2113-A-9	E144	24-Mar-2021	----	----	----		06-Apr-2021	----	----		
Physical Tests : pH by Meter (1:2 Soil:Water Extraction)											
LDPE bag BA2113-A-1	E108	24-Mar-2021	07-Apr-2021	30 days	13 days	✔	07-Apr-2021	16 days	0 days	✔	
Physical Tests : pH by Meter (1:2 Soil:Water Extraction)											
LDPE bag BA2113-A-10	E108	24-Mar-2021	07-Apr-2021	30 days	13 days	✔	07-Apr-2021	16 days	0 days	✔	
Physical Tests : pH by Meter (1:2 Soil:Water Extraction)											
LDPE bag BA2113-A-11	E108	24-Mar-2021	07-Apr-2021	30 days	13 days	✔	07-Apr-2021	16 days	0 days	✔	
Physical Tests : pH by Meter (1:2 Soil:Water Extraction)											
LDPE bag BA2113-A-12	E108	24-Mar-2021	07-Apr-2021	30 days	13 days	✔	07-Apr-2021	16 days	0 days	✔	
Physical Tests : pH by Meter (1:2 Soil:Water Extraction)											
LDPE bag BA2113-A-2	E108	24-Mar-2021	07-Apr-2021	30 days	13 days	✔	07-Apr-2021	16 days	0 days	✔	
Physical Tests : pH by Meter (1:2 Soil:Water Extraction)											
LDPE bag BA2113-A-3	E108	24-Mar-2021	07-Apr-2021	30 days	13 days	✔	07-Apr-2021	16 days	0 days	✔	



Matrix: Soil/Solid

Evaluation: ✖ = Holding time exceedance ; ✔ = Within Holding Time

Analyte Group Container / Client Sample ID(s)	Method	Sampling Date	Extraction / Preparation				Analysis				
			Preparation Date	Holding Times		Eval	Analysis Date	Holding Times		Eval	
				Rec	Actual			Rec	Actual		
Physical Tests : pH by Meter (1:2 Soil:Water Extraction)											
LDPE bag BA2113-A-4	E108	24-Mar-2021	07-Apr-2021	30 days	13 days	✔	07-Apr-2021	16 days	0 days	✔	
Physical Tests : pH by Meter (1:2 Soil:Water Extraction)											
LDPE bag BA2113-A-5	E108	24-Mar-2021	07-Apr-2021	30 days	13 days	✔	07-Apr-2021	16 days	0 days	✔	
Physical Tests : pH by Meter (1:2 Soil:Water Extraction)											
LDPE bag BA2113-A-6	E108	24-Mar-2021	07-Apr-2021	30 days	13 days	✔	07-Apr-2021	16 days	0 days	✔	
Physical Tests : pH by Meter (1:2 Soil:Water Extraction)											
LDPE bag BA2113-A-7	E108	24-Mar-2021	07-Apr-2021	30 days	13 days	✔	07-Apr-2021	16 days	0 days	✔	
Physical Tests : pH by Meter (1:2 Soil:Water Extraction)											
LDPE bag BA2113-A-8	E108	24-Mar-2021	07-Apr-2021	30 days	13 days	✔	07-Apr-2021	16 days	0 days	✔	
Physical Tests : pH by Meter (1:2 Soil:Water Extraction)											
LDPE bag BA2113-A-9	E108	24-Mar-2021	07-Apr-2021	30 days	13 days	✔	07-Apr-2021	16 days	0 days	✔	
TCLP Metals : Mercury by CVAAS (TCLP)											
HDPE - total (lab preserved) BA2113-A-1	E512	01-Apr-2021	----	----	----		05-Apr-2021	36 days	12 days	✔	
TCLP Metals : Mercury by CVAAS (TCLP)											
HDPE - total (lab preserved) BA2113-A-10	E512	01-Apr-2021	----	----	----		05-Apr-2021	36 days	12 days	✔	
TCLP Metals : Mercury by CVAAS (TCLP)											
HDPE - total (lab preserved) BA2113-A-11	E512	01-Apr-2021	----	----	----		05-Apr-2021	36 days	12 days	✔	



Matrix: Soil/Solid

Evaluation: ✖ = Holding time exceedance ; ✔ = Within Holding Time

Analyte Group Container / Client Sample ID(s)	Method	Sampling Date	Extraction / Preparation				Analysis				
			Preparation Date	Holding Times		Eval	Analysis Date	Holding Times		Eval	
				Rec	Actual			Rec	Actual		
TCLP Metals : Mercury by CVAAS (TCLP)											
HDPE - total (lab preserved) BA2113-A-12	E512	01-Apr-2021	----	----	----		05-Apr-2021	36 days	12 days	✔	
TCLP Metals : Mercury by CVAAS (TCLP)											
HDPE - total (lab preserved) BA2113-A-2	E512	01-Apr-2021	----	----	----		05-Apr-2021	36 days	12 days	✔	
TCLP Metals : Mercury by CVAAS (TCLP)											
HDPE - total (lab preserved) BA2113-A-3	E512	01-Apr-2021	----	----	----		05-Apr-2021	36 days	12 days	✔	
TCLP Metals : Mercury by CVAAS (TCLP)											
HDPE - total (lab preserved) BA2113-A-4	E512	01-Apr-2021	----	----	----		05-Apr-2021	36 days	12 days	✔	
TCLP Metals : Mercury by CVAAS (TCLP)											
HDPE - total (lab preserved) BA2113-A-5	E512	01-Apr-2021	----	----	----		05-Apr-2021	36 days	12 days	✔	
TCLP Metals : Mercury by CVAAS (TCLP)											
HDPE - total (lab preserved) BA2113-A-6	E512	01-Apr-2021	----	----	----		05-Apr-2021	36 days	12 days	✔	
TCLP Metals : Mercury by CVAAS (TCLP)											
HDPE - total (lab preserved) BA2113-A-7	E512	01-Apr-2021	----	----	----		05-Apr-2021	36 days	12 days	✔	
TCLP Metals : Mercury by CVAAS (TCLP)											
HDPE - total (lab preserved) BA2113-A-8	E512	01-Apr-2021	----	----	----		05-Apr-2021	36 days	12 days	✔	
TCLP Metals : Mercury by CVAAS (TCLP)											
HDPE - total (lab preserved) BA2113-A-9	E512	01-Apr-2021	----	----	----		05-Apr-2021	36 days	12 days	✔	



Matrix: Soil/Solid

Evaluation: ✖ = Holding time exceedance ; ✔ = Within Holding Time

Analyte Group Container / Client Sample ID(s)	Method	Sampling Date	Extraction / Preparation				Analysis				
			Preparation Date	Holding Times		Eval	Analysis Date	Holding Times		Eval	
				Rec	Actual			Rec	Actual		
TCLP Metals : Metals by CRC ICPMS (TCLP)											
HDPE - total (lab preserved) BA2113-A-1	E444	01-Apr-2021	----	----	----		05-Apr-2021	188 days	12 days	✔	
TCLP Metals : Metals by CRC ICPMS (TCLP)											
HDPE - total (lab preserved) BA2113-A-10	E444	01-Apr-2021	----	----	----		05-Apr-2021	188 days	12 days	✔	
TCLP Metals : Metals by CRC ICPMS (TCLP)											
HDPE - total (lab preserved) BA2113-A-11	E444	01-Apr-2021	----	----	----		05-Apr-2021	188 days	12 days	✔	
TCLP Metals : Metals by CRC ICPMS (TCLP)											
HDPE - total (lab preserved) BA2113-A-12	E444	01-Apr-2021	----	----	----		05-Apr-2021	188 days	12 days	✔	
TCLP Metals : Metals by CRC ICPMS (TCLP)											
HDPE - total (lab preserved) BA2113-A-2	E444	01-Apr-2021	----	----	----		05-Apr-2021	188 days	12 days	✔	
TCLP Metals : Metals by CRC ICPMS (TCLP)											
HDPE - total (lab preserved) BA2113-A-3	E444	01-Apr-2021	----	----	----		05-Apr-2021	188 days	12 days	✔	
TCLP Metals : Metals by CRC ICPMS (TCLP)											
HDPE - total (lab preserved) BA2113-A-4	E444	01-Apr-2021	----	----	----		05-Apr-2021	188 days	12 days	✔	
TCLP Metals : Metals by CRC ICPMS (TCLP)											
HDPE - total (lab preserved) BA2113-A-5	E444	01-Apr-2021	----	----	----		05-Apr-2021	188 days	12 days	✔	
TCLP Metals : Metals by CRC ICPMS (TCLP)											
HDPE - total (lab preserved) BA2113-A-6	E444	01-Apr-2021	----	----	----		05-Apr-2021	188 days	12 days	✔	



Matrix: Soil/Solid

Evaluation: * = Holding time exceedance ; ✓ = Within Holding Time

Analyte Group Container / Client Sample ID(s)	Method	Sampling Date	Extraction / Preparation				Analysis			
			Preparation Date	Holding Times		Eval	Analysis Date	Holding Times		Eval
				Rec	Actual			Rec	Actual	
TCLP Metals : Metals by CRC ICPMS (TCLP)										
HDPE - total (lab preserved) BA2113-A-7	E444	01-Apr-2021	----	----	----		05-Apr-2021	188 days	12 days	✓
TCLP Metals : Metals by CRC ICPMS (TCLP)										
HDPE - total (lab preserved) BA2113-A-8	E444	01-Apr-2021	----	----	----		05-Apr-2021	188 days	12 days	✓
TCLP Metals : Metals by CRC ICPMS (TCLP)										
HDPE - total (lab preserved) BA2113-A-9	E444	01-Apr-2021	----	----	----		05-Apr-2021	188 days	12 days	✓
TCLP Metals : TCLP Leachate Preparation (Metals, Inorganics, and SVOCs)										
Lab Split - Non-Volatile Leach: 180 Day HT (e.g. metals ex. Hg) BA2113-A-1	EPP444	24-Mar-2021	01-Apr-2021	----	----		----	----	----	
TCLP Metals : TCLP Leachate Preparation (Metals, Inorganics, and SVOCs)										
Lab Split - Non-Volatile Leach: 180 Day HT (e.g. metals ex. Hg) BA2113-A-10	EPP444	24-Mar-2021	01-Apr-2021	----	----		----	----	----	
TCLP Metals : TCLP Leachate Preparation (Metals, Inorganics, and SVOCs)										
Lab Split - Non-Volatile Leach: 180 Day HT (e.g. metals ex. Hg) BA2113-A-11	EPP444	24-Mar-2021	01-Apr-2021	----	----		----	----	----	
TCLP Metals : TCLP Leachate Preparation (Metals, Inorganics, and SVOCs)										
Lab Split - Non-Volatile Leach: 180 Day HT (e.g. metals ex. Hg) BA2113-A-12	EPP444	24-Mar-2021	01-Apr-2021	----	----		----	----	----	
TCLP Metals : TCLP Leachate Preparation (Metals, Inorganics, and SVOCs)										
Lab Split - Non-Volatile Leach: 180 Day HT (e.g. metals ex. Hg) BA2113-A-2	EPP444	24-Mar-2021	01-Apr-2021	----	----		----	----	----	
TCLP Metals : TCLP Leachate Preparation (Metals, Inorganics, and SVOCs)										
Lab Split - Non-Volatile Leach: 180 Day HT (e.g. metals ex. Hg) BA2113-A-3	EPP444	24-Mar-2021	01-Apr-2021	----	----		----	----	----	



Matrix: **Soil/Solid**

Evaluation: * = Holding time exceedance ; ✓ = Within Holding Time

Analyte Group Container / Client Sample ID(s)	Method	Sampling Date	Extraction / Preparation				Analysis			
			Preparation Date	Holding Times		Eval	Analysis Date	Holding Times		Eval
				Rec	Actual			Rec	Actual	
TCLP Metals : TCLP Leachate Preparation (Metals, Inorganics, and SVOCs)										
Lab Split - Non-Volatile Leach: 180 Day HT (e.g. metals ex. Hg) BA2113-A-4	EPP444	24-Mar-2021	01-Apr-2021	----	----		----	----	----	
TCLP Metals : TCLP Leachate Preparation (Metals, Inorganics, and SVOCs)										
Lab Split - Non-Volatile Leach: 180 Day HT (e.g. metals ex. Hg) BA2113-A-5	EPP444	24-Mar-2021	01-Apr-2021	----	----		----	----	----	
TCLP Metals : TCLP Leachate Preparation (Metals, Inorganics, and SVOCs)										
Lab Split - Non-Volatile Leach: 180 Day HT (e.g. metals ex. Hg) BA2113-A-6	EPP444	24-Mar-2021	01-Apr-2021	----	----		----	----	----	
TCLP Metals : TCLP Leachate Preparation (Metals, Inorganics, and SVOCs)										
Lab Split - Non-Volatile Leach: 180 Day HT (e.g. metals ex. Hg) BA2113-A-7	EPP444	24-Mar-2021	01-Apr-2021	----	----		----	----	----	
TCLP Metals : TCLP Leachate Preparation (Metals, Inorganics, and SVOCs)										
Lab Split - Non-Volatile Leach: 180 Day HT (e.g. metals ex. Hg) BA2113-A-8	EPP444	24-Mar-2021	01-Apr-2021	----	----		----	----	----	
TCLP Metals : TCLP Leachate Preparation (Metals, Inorganics, and SVOCs)										
Lab Split - Non-Volatile Leach: 180 Day HT (e.g. metals ex. Hg) BA2113-A-9	EPP444	24-Mar-2021	01-Apr-2021	----	----		----	----	----	

Legend & Qualifier Definitions

Rec. HT: ALS recommended hold time (see units).



Quality Control Parameter Frequency Compliance

The following report summarizes the frequency of laboratory QC samples analyzed within the analytical batches (QC lots) in which the submitted samples were processed. The actual frequency should be greater than or equal to the expected frequency.

Matrix: **Soil/Solid**

Evaluation: ✖ = QC frequency outside specification; ✔ = QC frequency within specification.

Quality Control Sample Type	Method	QC Lot #	Count		Frequency (%)		Evaluation
			QC	Regular	Actual	Expected	
Analytical Methods							
Laboratory Duplicates (DUP)							
Mercury in Soil/Solid by CVAAS	E510	173919	1	12	8.3	5.0	✔
Metals in Soil/Solid by CRC ICPMS	E440	173920	1	12	8.3	5.0	✔
Moisture Content by Gravimetry	E144	173922	1	13	7.6	5.0	✔
pH by Meter (1:2 Soil:Water Extraction)	E108	173921	1	12	8.3	5.0	✔
Laboratory Control Samples (LCS)							
High Silver in Soil/Solid by CRC ICPMS	E440.Ag	175042	1	1	100.0	5.0	✔
Mercury in Soil/Solid by CVAAS	E510	173919	2	12	16.6	10.0	✔
Metals in Soil/Solid by CRC ICPMS	E440	173920	2	12	16.6	10.0	✔
Moisture Content by Gravimetry	E144	173922	1	13	7.6	5.0	✔
pH by Meter (1:2 Soil:Water Extraction)	E108	173921	1	12	8.3	5.0	✔
Method Blanks (MB)							
High Silver in Soil/Solid by CRC ICPMS	E440.Ag	175042	1	1	100.0	5.0	✔
Mercury by CVAAS (TCLP)	E512	173708	1	12	8.3	5.0	✔
Mercury in Soil/Solid by CVAAS	E510	173919	1	12	8.3	5.0	✔
Metals by CRC ICPMS (TCLP)	E444	173709	1	12	8.3	5.0	✔
Metals in Soil/Solid by CRC ICPMS	E440	173920	1	12	8.3	5.0	✔
Moisture Content by Gravimetry	E144	173922	1	13	7.6	5.0	✔
Matrix Spikes (MS)							
Mercury by CVAAS (TCLP)	E512	173708	1	12	8.3	5.0	✔
Metals by CRC ICPMS (TCLP)	E444	173709	1	12	8.3	5.0	✔



Methodology References and Summaries

The analytical methods used by ALS are developed using internationally recognized reference methods (where available), such as those published by US EPA, APHA Standard Methods, ASTM, ISO, Environment Canada, BC MOE, and Ontario MOE. Reference methods may incorporate modifications to improve performance (indicated by "mod").

Analytical Methods	Method / Lab	Matrix	Method Reference	Method Descriptions
pH by Meter (1:2 Soil:Water Extraction)	E108 Vancouver - Environmental	Soil/Solid	BC Lab Manual	pH is determined by potentiometric measurement with a pH electrode at ambient laboratory temperature (normally 20 ± 5°C), and is carried out in accordance with procedures described in the BC Lab Manual (prescriptive method). The procedure involves mixing the dried (at <60 °C) and sieved (10mesh/2mm) sample with ultra pure water at a 1:2 ratio of sediment to water. The pH is then measured by a standard pH probe.
Moisture Content by Gravimetry	E144 Vancouver - Environmental	Soil/Solid	CCME PHC in Soil - Tier 1	Moisture is measured gravimetrically by drying the sample at 105°C. Moisture content is calculated as the weight loss (due to water) divided by the wet weight of the sample, expressed as a percentage.
Metals in Soil/Solid by CRC ICPMS	E440 Vancouver - Environmental	Soil/Solid	EPA 6020B (mod)	Samples are dried, then sieved through a 2 mm sieve, and digested with HNO ₃ and HCl. This method is intended to liberate metals that may be environmentally available. Silicate minerals are not solubilized. Dependent on sample matrix, some metals may be only partially recovered, including Al, Ba, Be, Cr, Sr, Ti, Tl, V, W, and Zr. Volatile forms of sulfur (including sulfide) may not be captured, as they may be lost during sampling, storage, or digestion. Analysis is by Collision/Reaction Cell ICPMS.
High Silver in Soil/Solid by CRC ICPMS	E440.Ag Vancouver - Environmental	Soil/Solid	EPA 6020B (mod)	Samples are sieved through a 2 mm sieve, and digested with HNO ₃ and HCl. This method is intended to liberate metals that may be environmentally available. Silicate minerals are not solubilized. Dependent on sample matrix, some metals may be only partially recovered, including Al, Ba, Be, Cr, Sr, Ti, Tl, V, W, and Zr. Volatile forms of sulfur (including sulfide) may not be captured, as they may be lost during sampling, storage, or digestion. Analysis is by Collision/Reaction Cell ICPMS.
Metals by CRC ICPMS (TCLP)	E444 Vancouver - Environmental	Soil/Solid	EPA 1311/6020B (mod)	An extract produced by the Toxicity Characteristic Leachate Procedure (TCLP) as per EPA 1311 is analyzed by Collision/Reaction Cell ICPMS.
Mercury in Soil/Solid by CVAAS	E510 Vancouver - Environmental	Soil/Solid	EPA 200.2/1631 Appendix (mod)	Samples are dried, then sieved through a 2 mm sieve, and digested with HNO ₃ and HCl, followed by CVAAS analysis.
Mercury by CVAAS (TCLP)	E512 Vancouver - Environmental	Soil/Solid	SW 846 -1311/245.1 CVAA ON TCLP LEACHATE	An extract produced by the Toxicity Characteristic Leachate Procedure (TCLP) as per EPA 1311 is analyzed by CVAAS.
Preparation Methods	Method / Lab	Matrix	Method Reference	Method Descriptions
Leach 1:2 Soil:Water for pH/EC	EP108 Vancouver - Environmental	Soil/Solid	BC WLAP METHOD: PH, ELECTROMETRIC, SOIL	The procedure involves mixing the dried (at <60°C) and sieved (No. 10 / 2mm) sample with deionized/distilled water at a 1:2 ratio of sediment to water.



<i>Preparation Methods</i>	<i>Method / Lab</i>	<i>Matrix</i>	<i>Method Reference</i>	<i>Method Descriptions</i>
Digestion for Metals and Mercury	EP440 Vancouver - Environmental	Soil/Solid	EPA 200.2 (mod)	Samples are dried, then sieved through a 2 mm sieve, and digested with HNO ₃ and HCl. This method is intended to liberate metals that may be environmentally available.
Digestion for Silver	EP440.Ag Vancouver - Environmental	Soil/Solid	EPA 200.2 (mod)	Samples are dried, then sieved through a 2 mm sieve, and digested with HNO ₃ and HCl. This method is intended to liberate metals that may be environmentally available.
TCLP Leachate Preparation (Metals, Inorganics, and SVOCs)	EPP444 Vancouver - Environmental	Soil/Solid	EPA 1311	Preparation of a Toxicity Characteristic Leaching Procedure (TCLP) solid sample involves particle size reduction, homogenization, then determination of appropriate extraction fluid. A measured portion of fresh subsample is placed in an extraction bottle with the appropriate extraction fluid then tumbled in a rotary extractor for 18+/- 2 hours at 23 +/- 2 C. The liquid leachate is filtered to separate from solids then bottled and prepared for analytical tests.



QUALITY CONTROL REPORT

Work Order : VA21A5870

Page : 1 of 11

Client : Covanta Burnaby Renewable Energy, ULC
Contact : Steve McKinney
Address : 5150 Riverbend Drive
Burnaby BC Canada V3N 4V3
Telephone : 604 521 1025
Project : Weekly Bottom Ash - Suite
PO : VANCO 0000050390
C-O-C number : ----
Sampler : ----
Site : ----
Quote number : Standing Offer (BC work)
No. of samples received : 12
No. of samples analysed : 12

Laboratory : Vancouver - Environmental
Account Manager : Brent Mack
Address : 8081 Lougheed Highway
Burnaby, British Columbia Canada V5A 1W9
Telephone : 778-370-3279
Date Samples Received : 30-Mar-2021 10:55
Date Analysis Commenced : 01-Apr-2021
Issue Date : 08-Apr-2021 15:05

This report supersedes any previous report(s) with this reference. Results apply to the sample(s) as submitted. This document shall not be reproduced, except in full.

This Quality Control Report contains the following information:

- Laboratory Duplicate (DUP) Report; Relative Percentage Difference (RPD) and Acceptance Limits
● Matrix Spike (MS) Report; Recovery and Acceptance Limits
● Reference Material (RM) Report; Recovery and Acceptance Limits
● Method Blank (MB) Report; Recovery and Acceptance Limits
● Laboratory Control Sample (LCS) Report; Recovery and Acceptance Limits

Signatories

This document has been electronically signed by the authorized signatories below. Electronic signing is conducted in accordance with US FDA 21 CFR Part 11.

Table with 3 columns: Signatories, Position, Laboratory Department. Rows include Kim Jensen (Department Manager - Metals), Ophelia Chiu (Department Manager - Organics), Robin Weeks (Team Leader - Metals), and Shaneel Dayal (Analyst).

Page : 2 of 11
Work Order : VA21A5870
Client : Covanta Burnaby Renewable Energy, ULC
Project : Weekly Bottom Ash - Suite



General Comments

The ALS Quality Control (QC) report is optionally provided to ALS clients upon request. ALS test methods include comprehensive QC checks with every analysis to ensure our high standards of quality are met. Each QC result has a known or expected target value, which is compared against predetermined Data Quality Objectives (DQOs) to provide confidence in the accuracy of associated test results. This report contains detailed results for all QC results applicable to this sample submission. Please refer to the ALS Quality Control Interpretation report (QCI) for applicable method references and methodology summaries.

Key :

Anonymous = Refers to samples which are not part of this work order, but which formed part of the QC process lot.

CAS Number = Chemical Abstracts Services number is a unique identifier assigned to discrete substances.

DQO = Data Quality Objective.

LOR = Limit of Reporting (detection limit).

RPD = Relative Percentage Difference

= Indicates a QC result that did not meet the ALS DQO.



Laboratory Duplicate (DUP) Report

A Laboratory Duplicate (DUP) is a randomly selected intralaboratory replicate sample. Laboratory Duplicates provide information regarding method precision and sample heterogeneity. ALS DQOs for Laboratory Duplicates are expressed as test-specific limits for Relative Percent Difference (RPD), or as an absolute difference limit of 2 times the LOR for low concentration duplicates within ~ 4-10 times the LOR (cut-off is test specific).

Sub-Matrix: Soil/Solid

					Laboratory Duplicate (DUP) Report						
Laboratory sample ID	Client sample ID	Analyte	CAS Number	Method	LOR	Unit	Original Result	Duplicate Result	RPD(%) or Difference	Duplicate Limits	Qualifier
Physical Tests (QC Lot: 173921)											
VA21A5870-001	BA2113-A-1	pH (1:2 soil:water)	----	E108	0.10	pH units	10.4	10.4	0.0958%	5%	----
Physical Tests (QC Lot: 173922)											
VA21A5843-004	Anonymous	moisture	----	E144	0.25	%	16.0	16.8	5.12%	20%	----
Metals (QC Lot: 173919)											
VA21A5870-001	BA2113-A-1	mercury	7439-97-6	E510	0.0500	mg/kg	0.184	0.199	0.0148	Diff <2x LOR	----
Metals (QC Lot: 173920)											
VA21A5870-001	BA2113-A-1	aluminum	7429-90-5	E440	50	mg/kg	40600	35500	13.4%	40%	----
		antimony	7440-36-0	E440	0.10	mg/kg	154	160	4.37%	30%	----
		arsenic	7440-38-2	E440	0.10	mg/kg	59.4	49.8	17.6%	30%	----
		barium	7440-39-3	E440	0.50	mg/kg	512	504	1.57%	40%	----
		beryllium	7440-41-7	E440	0.10	mg/kg	0.45	0.44	0.008	Diff <2x LOR	----
		bismuth	7440-69-9	E440	0.20	mg/kg	16.4	15.0	8.80%	30%	----
		boron	7440-42-8	E440	5.0	mg/kg	230	194	17.2%	30%	----
		cadmium	7440-43-9	E440	0.020	mg/kg	13.3	14.8	10.8%	30%	----
		calcium	7440-70-2	E440	50	mg/kg	156000	150000	3.61%	30%	----
		chromium	7440-47-3	E440	0.50	mg/kg	157	159	1.16%	30%	----
		cobalt	7440-48-4	E440	0.10	mg/kg	131	44.1	99.2%	30%	DUP-H
		copper	7440-50-8	E440	0.50	mg/kg	1740	3360	63.4%	30%	DUP-H
		iron	7439-89-6	E440	50	mg/kg	58400	64200	9.41%	30%	----
		lead	7439-92-1	E440	0.50	mg/kg	1950	389	133%	40%	DUP-H
		lithium	7439-93-2	E440	2.0	mg/kg	32.2	25.2	24.6%	30%	----
		magnesium	7439-95-4	E440	20	mg/kg	12800	12700	0.313%	30%	----
		manganese	7439-96-5	E440	1.0	mg/kg	2250	3660	47.7%	30%	DUP-H
		molybdenum	7439-98-7	E440	0.10	mg/kg	19.5	21.6	9.98%	40%	----
		nickel	7440-02-0	E440	0.50	mg/kg	135	137	1.17%	30%	----
		phosphorus	7723-14-0	E440	50	mg/kg	11300	10200	10.1%	30%	----
		potassium	7440-09-7	E440	100	mg/kg	6280	6560	4.44%	40%	----
		selenium	7782-49-2	E440	0.20	mg/kg	0.46	0.56	0.10	Diff <2x LOR	----
		silver	7440-22-4	E440	0.10	mg/kg	5.90	6.01	1.92%	40%	----
		sodium	7440-23-5	E440	50	mg/kg	18300	19000	3.34%	40%	----
		strontium	7440-24-6	E440	0.50	mg/kg	325	326	0.306%	40%	----



Sub-Matrix: **Soil/Solid**

Laboratory Duplicate (DUP) Report

Laboratory sample ID	Client sample ID	Analyte	CAS Number	Method	LOR	Unit	Original Result	Duplicate Result	RPD(%) or Difference	Duplicate Limits	Qualifier
Metals (QC Lot: 173920) - continued											
VA21A5870-001	BA2113-A-1	sulfur	7704-34-9	E440	1000	mg/kg	17500	16300	7.27%	30%	----
		thallium	7440-28-0	E440	0.050	mg/kg	0.064	0.068	0.005	Diff <2x LOR	----
		tin	7440-31-5	E440	2.0	mg/kg	128	159	21.3%	40%	----
		titanium	7440-32-6	E440	1.0	mg/kg	713	496	35.9%	40%	----
		tungsten	7440-33-7	E440	0.50	mg/kg	14.6	10.5	32.4%	30%	DUP-H
		uranium	7440-61-1	E440	0.050	mg/kg	4.89	5.00	2.26%	30%	----
		vanadium	7440-62-2	E440	0.20	mg/kg	47.8	56.4	16.6%	30%	----
		zinc	7440-66-6	E440	2.0	mg/kg	4720	9670	68.7%	30%	DUP-H
		zirconium	7440-67-7	E440	1.0	mg/kg	1.7	1.4	0.3	Diff <2x LOR	----

Qualifiers

Qualifier	Description
DUP-H	Duplicate results outside ALS DQO, due to sample heterogeneity.



Method Blank (MB) Report

A Method Blank is an analyte-free matrix that undergoes sample processing identical to that carried out for test samples. Method Blank results are used to monitor and control for potential contamination from the laboratory environment and reagents. For most tests, the DQO for Method Blanks is for the result to be < LOR.

Sub-Matrix: Soil/Solid

Analyte	CAS Number	Method	LOR	Unit	Result	Qualifier
Physical Tests (QCLot: 173922)						
moisture	----	E144	0.25	%	<0.25	----
Metals (QCLot: 173919)						
mercury	7439-97-6	E510	0.005	mg/kg	<0.0050	----
Metals (QCLot: 173920)						
aluminum	7429-90-5	E440	50	mg/kg	<50	----
antimony	7440-36-0	E440	0.1	mg/kg	<0.10	----
arsenic	7440-38-2	E440	0.1	mg/kg	<0.10	----
barium	7440-39-3	E440	0.5	mg/kg	<0.50	----
beryllium	7440-41-7	E440	0.1	mg/kg	<0.10	----
bismuth	7440-69-9	E440	0.2	mg/kg	<0.20	----
boron	7440-42-8	E440	5	mg/kg	<5.0	----
cadmium	7440-43-9	E440	0.02	mg/kg	<0.020	----
calcium	7440-70-2	E440	50	mg/kg	<50	----
chromium	7440-47-3	E440	0.5	mg/kg	<0.50	----
cobalt	7440-48-4	E440	0.1	mg/kg	<0.10	----
copper	7440-50-8	E440	0.5	mg/kg	<0.50	----
iron	7439-89-6	E440	50	mg/kg	<50	----
lead	7439-92-1	E440	0.5	mg/kg	<0.50	----
lithium	7439-93-2	E440	2	mg/kg	<2.0	----
magnesium	7439-95-4	E440	20	mg/kg	<20	----
manganese	7439-96-5	E440	1	mg/kg	<1.0	----
molybdenum	7439-98-7	E440	0.1	mg/kg	<0.10	----
nickel	7440-02-0	E440	0.5	mg/kg	<0.50	----
phosphorus	7723-14-0	E440	50	mg/kg	<50	----
potassium	7440-09-7	E440	100	mg/kg	<100	----
selenium	7782-49-2	E440	0.2	mg/kg	<0.20	----
silver	7440-22-4	E440	0.1	mg/kg	<0.10	----
sodium	7440-23-5	E440	50	mg/kg	<50	----
strontium	7440-24-6	E440	0.5	mg/kg	<0.50	----
sulfur	7704-34-9	E440	1000	mg/kg	<1000	----
thallium	7440-28-0	E440	0.05	mg/kg	<0.050	----
tin	7440-31-5	E440	2	mg/kg	<2.0	----
titanium	7440-32-6	E440	1	mg/kg	<1.0	----



Sub-Matrix: Soil/Solid

Analyte	CAS Number	Method	LOR	Unit	Result	Qualifier
Metals (QCLot: 173920) - continued						
tungsten	7440-33-7	E440	0.5	mg/kg	<0.50	----
uranium	7440-61-1	E440	0.05	mg/kg	<0.050	----
vanadium	7440-62-2	E440	0.2	mg/kg	<0.20	----
zinc	7440-66-6	E440	2	mg/kg	<2.0	----
zirconium	7440-67-7	E440	1	mg/kg	<1.0	----
Metals (QCLot: 175042)						
silver	7440-22-4	E440.Ag	0.1	mg/kg	<0.10	----
TCLP Metals (QCLot: 173708)						
mercury, TCLP	7439-97-6	E512	0.001	mg/L	<0.0010	----
TCLP Metals (QCLot: 173709)						
antimony, TCLP	7440-36-0	E444	1	mg/L	<1.0	----
arsenic, TCLP	7440-38-2	E444	1	mg/L	<1.0	----
barium, TCLP	7440-39-3	E444	2.5	mg/L	<2.5	----
beryllium, TCLP	7440-41-7	E444	0.025	mg/L	<0.025	----
boron, TCLP	7440-42-8	E444	0.5	mg/L	<0.50	----
cadmium, TCLP	7440-43-9	E444	0.05	mg/L	<0.050	----
calcium, TCLP	7440-70-2	E444	10	mg/L	<10	----
chromium, TCLP	7440-47-3	E444	0.25	mg/L	<0.25	----
cobalt, TCLP	7440-48-4	E444	0.05	mg/L	<0.050	----
copper, TCLP	7440-50-8	E444	0.05	mg/L	<0.050	----
iron, TCLP	7439-89-6	E444	5	mg/L	<5.0	----
lead, TCLP	7439-92-1	E444	0.25	mg/L	<0.25	----
magnesium, TCLP	7439-95-4	E444	2.5	mg/L	<2.5	----
nickel, TCLP	7440-02-0	E444	0.25	mg/L	<0.25	----
selenium, TCLP	7782-49-2	E444	0.1	mg/L	<0.10	----
silver, TCLP	7440-22-4	E444	0.05	mg/L	<0.050	----
thallium, TCLP	7440-28-0	E444	1	mg/L	<1.0	----
uranium, TCLP	7440-61-1	E444	0.2	mg/L	<0.20	----
vanadium, TCLP	7440-62-2	E444	0.15	mg/L	<0.15	----
zinc, TCLP	7440-66-6	E444	0.5	mg/L	<0.50	----
zirconium, TCLP	7440-67-7	E444	10	mg/L	<10	----



Laboratory Control Sample (LCS) Report

A Laboratory Control Sample (LCS) is an analyte-free matrix that has been fortified (spiked) with test analytes at known concentration and processed in an identical manner to test samples. LCS results are expressed as percent recovery, and are used to monitor and control test method accuracy and precision, independent of test sample matrix.

Sub-Matrix: **Soil/Solid**

					Laboratory Control Sample (LCS) Report				
Analyte	CAS Number	Method	LOR	Unit	Spike	Recovery (%)	Recovery Limits (%)		Qualifier
					Concentration	LCS	Low	High	
Physical Tests (QCLot: 173921)									
pH (1:2 soil:water)	----	E108	----	pH units	6 pH units	100	95.0	105	----
Physical Tests (QCLot: 173922)									
moisture	----	E144	0.25	%	50 %	99.8	90.0	110	----
Metals (QCLot: 173919)									
mercury	7439-97-6	E510	0.005	mg/kg	0.1 mg/kg	93.2	80.0	120	----
Metals (QCLot: 173920)									
aluminum	7429-90-5	E440	50	mg/kg	200 mg/kg	98.9	80.0	120	----
antimony	7440-36-0	E440	0.1	mg/kg	100 mg/kg	101	80.0	120	----
arsenic	7440-38-2	E440	0.1	mg/kg	100 mg/kg	99.4	80.0	120	----
barium	7440-39-3	E440	0.5	mg/kg	25 mg/kg	86.3	80.0	120	----
beryllium	7440-41-7	E440	0.1	mg/kg	10 mg/kg	96.0	80.0	120	----
bismuth	7440-69-9	E440	0.2	mg/kg	100 mg/kg	93.8	80.0	120	----
boron	7440-42-8	E440	5	mg/kg	100 mg/kg	85.2	80.0	120	----
cadmium	7440-43-9	E440	0.02	mg/kg	10 mg/kg	93.5	80.0	120	----
calcium	7440-70-2	E440	50	mg/kg	5000 mg/kg	94.0	80.0	120	----
chromium	7440-47-3	E440	0.5	mg/kg	25 mg/kg	94.7	80.0	120	----
cobalt	7440-48-4	E440	0.1	mg/kg	25 mg/kg	97.8	80.0	120	----
copper	7440-50-8	E440	0.5	mg/kg	25 mg/kg	92.9	80.0	120	----
iron	7439-89-6	E440	50	mg/kg	100 mg/kg	102	80.0	120	----
lead	7439-92-1	E440	0.5	mg/kg	50 mg/kg	94.2	80.0	120	----
lithium	7439-93-2	E440	2	mg/kg	25 mg/kg	97.4	80.0	120	----
magnesium	7439-95-4	E440	20	mg/kg	5000 mg/kg	99.8	80.0	120	----
manganese	7439-96-5	E440	1	mg/kg	25 mg/kg	94.6	80.0	120	----
molybdenum	7439-98-7	E440	0.1	mg/kg	25 mg/kg	98.8	80.0	120	----
nickel	7440-02-0	E440	0.5	mg/kg	50 mg/kg	95.7	80.0	120	----
phosphorus	7723-14-0	E440	50	mg/kg	1000 mg/kg	111	80.0	120	----
potassium	7440-09-7	E440	100	mg/kg	5000 mg/kg	105	80.0	120	----
selenium	7782-49-2	E440	0.2	mg/kg	100 mg/kg	99.6	80.0	120	----
silver	7440-22-4	E440	0.1	mg/kg	10 mg/kg	96.7	80.0	120	----
sodium	7440-23-5	E440	50	mg/kg	5000 mg/kg	103	80.0	120	----
strontium	7440-24-6	E440	0.5	mg/kg	25 mg/kg	103	80.0	120	----
sulfur	7704-34-9	E440	1000	mg/kg	5000 mg/kg	101	80.0	120	----
thallium	7440-28-0	E440	0.05	mg/kg	100 mg/kg	90.9	80.0	120	----



Sub-Matrix: Soil/Solid

					Laboratory Control Sample (LCS) Report				
					Spike	Recovery (%)	Recovery Limits (%)		
Analyte	CAS Number	Method	LOR	Unit	Concentration	LCS	Low	High	Qualifier
Metals (QCLot: 173920) - continued									
tin	7440-31-5	E440	2	mg/kg	50 mg/kg	92.5	80.0	120	----
titanium	7440-32-6	E440	1	mg/kg	25 mg/kg	92.5	80.0	120	----
tungsten	7440-33-7	E440	0.5	mg/kg	10 mg/kg	93.6	80.0	120	----
uranium	7440-61-1	E440	0.05	mg/kg	0.5 mg/kg	98.6	80.0	120	----
vanadium	7440-62-2	E440	0.2	mg/kg	50 mg/kg	98.9	80.0	120	----
zinc	7440-66-6	E440	2	mg/kg	50 mg/kg	93.4	80.0	120	----
zirconium	7440-67-7	E440	1	mg/kg	10 mg/kg	96.0	80.0	120	----
Metals (QCLot: 175042)									
silver	7440-22-4	E440.Ag	0.1	mg/kg	10 mg/kg	105	80.0	120	----



Matrix Spike (MS) Report

A Matrix Spike (MS) is a randomly selected intra-laboratory replicate sample that has been fortified (spiked) with test analytes at known concentration, and processed in an identical manner to test samples. Matrix Spikes provide information regarding analyte recovery and potential matrix effects. MS DQO exceedances due to sample matrix may sometimes be unavoidable; in such cases, test results for the associated sample (or similar samples) may be subject to bias. ND – Recovery not determined, background level >= 1x spike level.

Sub-Matrix: **Soil/Solid**

					Matrix Spike (MS) Report					
					Spike		Recovery (%)	Recovery Limits (%)		
Laboratory sample ID	Client sample ID	Analyte	CAS Number	Method	Concentration	Target	MS	Low	High	Qualifier
TCLP Metals (QCLot: 173708)										
VA21A5870-001	BA2113-A-1	mercury, TCLP	7439-97-6	E512	0.0010 mg/L	0.001 mg/L	98.8	50.0	140	----
TCLP Metals (QCLot: 173709)										
VA21A5870-001	BA2113-A-1	antimony, TCLP	7440-36-0	E444	6.1 mg/L	5 mg/L	121	50.0	140	----
		arsenic, TCLP	7440-38-2	E444	5.4 mg/L	5 mg/L	107	50.0	140	----
		barium, TCLP	7440-39-3	E444	14.1 mg/L	12.5 mg/L	113	50.0	140	----
		beryllium, TCLP	7440-41-7	E444	0.288 mg/L	0.25 mg/L	115	50.0	140	----
		boron, TCLP	7440-42-8	E444	11.2 mg/L	10 mg/L	112	50.0	140	----
		cadmium, TCLP	7440-43-9	E444	0.271 mg/L	0.25 mg/L	108	50.0	140	----
		calcium, TCLP	7440-70-2	E444	ND mg/L	250 mg/L	ND	50.0	140	----
		chromium, TCLP	7440-47-3	E444	1.35 mg/L	1.25 mg/L	108	50.0	140	----
		cobalt, TCLP	7440-48-4	E444	ND mg/L	0.25 mg/L	ND	50.0	140	----
		copper, TCLP	7440-50-8	E444	2.62 mg/L	2.5 mg/L	105	50.0	140	----
		iron, TCLP	7439-89-6	E444	275 mg/L	250 mg/L	110	50.0	140	----
		lead, TCLP	7439-92-1	E444	11.5 mg/L	10 mg/L	115	50.0	140	----
		magnesium, TCLP	7439-95-4	E444	300 mg/L	250 mg/L	120	50.0	140	----
		nickel, TCLP	7440-02-0	E444	2.63 mg/L	2.5 mg/L	105	50.0	140	----
		selenium, TCLP	7782-49-2	E444	5.82 mg/L	5 mg/L	116	50.0	140	----
		silver, TCLP	7440-22-4	E444	0.127 mg/L	0.1 mg/L	127	50.0	140	----
		thallium, TCLP	7440-28-0	E444	5.6 mg/L	5 mg/L	112	50.0	140	----
		uranium, TCLP	7440-61-1	E444	5.36 mg/L	5 mg/L	107	50.0	150	----
		vanadium, TCLP	7440-62-2	E444	0.83 mg/L	0.75 mg/L	111	50.0	140	----
		zinc, TCLP	7440-66-6	E444	ND mg/L	10 mg/L	ND	50.0	140	----
		zirconium, TCLP	7440-67-7	E444	11 mg/L	10 mg/L	108	70.0	130	----



Reference Material (RM) Report

A Reference Material (RM) is a homogenous material with known and well-established analyte concentrations. RMs are processed in an identical manner to test samples, and are used to monitor and control the accuracy and precision of a test method for a typical sample matrix. RM results are expressed as percent recovery of the target analyte concentration. RM targets may be certified target concentrations provided by the RM supplier, or may be ALS long-term mean values (for empirical test methods).

Sub-Matrix: **Soil/Solid**

Laboratory sample ID	Reference Material ID	Analyte	CAS Number	Method	Reference Material (RM) Report				
					RM Target Concentration	Recovery (%) RM	Recovery Limits (%)		Qualifier
							Low	High	
Metals (QCLot: 173919)									
QC-173919-003	SCP SS-2	mercury	7439-97-6	E510	0.059 mg/kg	92.3	70.0	130	----
Metals (QCLot: 173920)									
QC-173920-003	SCP SS-2	aluminum	7429-90-5	E440	9817 mg/kg	101	70.0	130	----
QC-173920-003	SCP SS-2	antimony	7440-36-0	E440	3.99 mg/kg	100	70.0	130	----
QC-173920-003	SCP SS-2	arsenic	7440-38-2	E440	3.73 mg/kg	114	70.0	130	----
QC-173920-003	SCP SS-2	barium	7440-39-3	E440	105 mg/kg	87.1	70.0	130	----
QC-173920-003	SCP SS-2	beryllium	7440-41-7	E440	0.349 mg/kg	103	70.0	130	----
QC-173920-003	SCP SS-2	boron	7440-42-8	E440	8.5 mg/kg	106	40.0	160	----
QC-173920-003	SCP SS-2	cadmium	7440-43-9	E440	0.91 mg/kg	92.8	70.0	130	----
QC-173920-003	SCP SS-2	calcium	7440-70-2	E440	31082 mg/kg	101	70.0	130	----
QC-173920-003	SCP SS-2	chromium	7440-47-3	E440	101 mg/kg	103	70.0	130	----
QC-173920-003	SCP SS-2	cobalt	7440-48-4	E440	6.9 mg/kg	100	70.0	130	----
QC-173920-003	SCP SS-2	copper	7440-50-8	E440	123 mg/kg	92.2	70.0	130	----
QC-173920-003	SCP SS-2	iron	7439-89-6	E440	23558 mg/kg	98.6	70.0	130	----
QC-173920-003	SCP SS-2	lead	7439-92-1	E440	267 mg/kg	100.0	70.0	130	----
QC-173920-003	SCP SS-2	lithium	7439-93-2	E440	9.5 mg/kg	104	70.0	130	----
QC-173920-003	SCP SS-2	magnesium	7439-95-4	E440	5509 mg/kg	102	70.0	130	----
QC-173920-003	SCP SS-2	manganese	7439-96-5	E440	269 mg/kg	102	70.0	130	----
QC-173920-003	SCP SS-2	molybdenum	7439-98-7	E440	1.03 mg/kg	99.5	70.0	130	----
QC-173920-003	SCP SS-2	nickel	7440-02-0	E440	26.7 mg/kg	99.3	70.0	130	----
QC-173920-003	SCP SS-2	phosphorus	7723-14-0	E440	752 mg/kg	100	70.0	130	----
QC-173920-003	SCP SS-2	potassium	7440-09-7	E440	1587 mg/kg	114	70.0	130	----
QC-173920-003	SCP SS-2	sodium	7440-23-5	E440	797 mg/kg	104	70.0	130	----
QC-173920-003	SCP SS-2	strontium	7440-24-6	E440	86.1 mg/kg	99.9	70.0	130	----
QC-173920-003	SCP SS-2	thallium	7440-28-0	E440	0.0786 mg/kg	85.3	40.0	160	----
QC-173920-003	SCP SS-2	titanium	7440-32-6	E440	839 mg/kg	107	70.0	130	----
QC-173920-003	SCP SS-2	uranium	7440-61-1	E440	0.52 mg/kg	113	70.0	130	----
QC-173920-003	SCP SS-2	vanadium	7440-62-2	E440	32.7 mg/kg	103	70.0	130	----
QC-173920-003	SCP SS-2	zinc	7440-66-6	E440	297 mg/kg	95.5	70.0	130	----

Page : 11 of 11
 Work Order : VA21A5870
 Client : Covanta Burnaby Renewable Energy, ULC
 Project : Weekly Bottom Ash - Suite



Sub-Matrix: **Soil/Solid**


Laboratory sample ID	Reference Material ID	Analyte	CAS Number	Method	Reference Material (RM) Report				
					RM Target Concentration	Recovery (%) RM	Recovery Limits (%)		Qualifier
							Low	High	
Metals (QCLot: 173920) - continued									
QC-173920-003	SCP SS-2	zirconium	7440-67-7	E440	5.73 mg/kg	95.3	70.0	130	----



Report To		Report Format / Distribution		Service Requested (Rush for routine analysis subject to availability)	
Company:	Covanta Energy	<input type="checkbox"/> Standard <input type="checkbox"/> Other <input checked="" type="checkbox"/> PDF <input type="checkbox"/> Excel <input type="checkbox"/> Digital <input type="checkbox"/> Fax		<input checked="" type="radio"/> Regular (Standard Turnaround Times - Business Days) <input type="radio"/> Priority (2-4 Business Days) - 50% Surcharge - Contact ALS to Confirm TAT <input type="radio"/> Emergency (1-2 Bus. Days) - 100% Surcharge - Contact ALS to Confirm TAT <input type="radio"/> Same Day or Weekend Emergency - Contact ALS to Confirm TAT	
Contact:	Steve Mckinney / Dan Skrypnik	Email 1:	smckinney@covanta.com		
Address:	5150 Riverbend Drive Burnaby BC	Email 2:	riohanson4@covanta.com		
Phone:	604-521-1025	Fax:			
	<input type="checkbox"/> Yes <input type="checkbox"/> No	Email 3:	dskrypnik@covanta.com		
			brent.kirkpatrick@metrovancover.org		
			Sarah.Wellman@metrovancover.org		

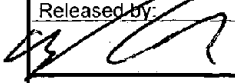

Invoice To Same as Report ?		Client / Project Information		Analysis Request							
Hardcopy of Invoice with Report?	<input type="checkbox"/> Yes <input type="checkbox"/> No	Job #:		Please indicate below Filtered, Preserved or both (F, P, F/P)							
Company:		PO / AFE:	PO# 46693 Weekly Bottom Ash - Suite	MET-TCLP-VA (all metals, Hg)	MOISTURE	Chrome 6	MET-CSR-FULL-VA (all metals)				Number of Containers
Contact:		LSD:	(includes 2:1 pH)								
Address:		Quote #:									
Phone:		ALS Contact:									
Lab Work Order # (lab use only)	5870	Sampler:									

Sample #	Sample Identification (This description will appear on the report)	Date (dd-mm-yy)	Time (hh:mm)	Sample Type	MET-TCLP-VA (all metals, Hg)	MOISTURE	Chrome 6	MET-CSR-FULL-VA (all metals)							Number of Containers
1	BA2113-A-1	24-Mar-21	9:00	Soil	X	X		X							1
2	BA2113-A-2	24-Mar-21	9:00	Soil	X	X		X							1
3	BA2113-A-3	24-Mar-21	9:00	Soil	X	X		X							1
4	BA2113-A-4	24-Mar-21	9:00	Soil	X	X		X							1
5	BA2113-A-5	24-Mar-21	9:00	Soil	X	X		X							1
6	BA2113-A-6	24-Mar-21	9:00	Soil	X	X		X							1
7	BA2113-A-7	24-Mar-21	9:00	Soil	X	X		X							1
8	BA2113-A-8	24-Mar-21	9:00	Soil	X	X		X							1
9	BA2113-A-9	24-Mar-21	9:00	Soil	X	X		X							1
10	BA2113-A-10	24-Mar-21	9:00	Soil	X	X		X							1
11	BA2113-A-11	24-Mar-21	9:00	Soil	X	X		X							1
12	BA2113-A-12	24-Mar-21	9:00	Soil	X	X		X							1

Environmental Division
Vancouver
 Work Order Reference
VA21A5870

 Telephone : +1 604 253 4188

Special Instructions / Regulations with water or land use (CCME-Freshwater Aquatic Life/BC CSR - Commercial/AB Tier 1 - Natural, etc) / Hazardous Details

Failure to complete all portions of this form may delay analysis. Please fill in this form LEGIBLY.
 By the use of this form the user acknowledges and agrees with the Terms and Conditions as provided on a separate Excel tab.
 Also provided on another Excel tab are the ALS location addresses, phone numbers and sample container / preservation / holding time table for common analyses.

SHIPMENT RELEASE (client use)				SHIPMENT RECEPTION (lab use only)				SHIPMENT VERIFICATION (lab use only)			
Released by:	Date (dd-mm-yy)	Time (hh-mm)	Received by:	Date:	Time:	Temperature:	Verified by:	Date:	Time:	Observations:	
	30-Mar-21	08:00		MAR 30 2021	10:55 am	20.19 °C				Yes / No ? If Yes add SIF	