metrovancouver
SERVICES AND SOLUTIONS FOR A LIVABLE REGION

METRO VANCOUVER REGIONAL DISTRICT
INVEST VANCOUVER MANAGEMENT BOARD

MEETING

Wednesday, November 19, 2025
1:00 pm
28th Floor Boardroom, 4515 Central Boulevard, Burnaby, British Columbia
Webstream available at https://www.metrovancouver.org

REVISED AGENDA

A. ADOPTION OF THE AGENDA

1. November 19, 2025 Meeting Revised Agenda
That the Invest Vancouver Management Board adopt the revised agenda for its meeting scheduled for November 19, 2025 as circulated.

B. ADOPTION OF THE MINUTES

1. September 3, 2025 Meeting Minutes *pg. 5*
That the Invest Vancouver Management Board adopt the minutes of its meeting held September 3, 2025 as circulated.

C. DELEGATIONS

D. INVITED PRESENTATIONS

E. REPORTS FROM COMMITTEE OR CHIEF ADMINISTRATIVE OFFICER

1. Overview of the Agricultural Land Commission Act "50/50" Regulation *pg. 11*

Executive Summary
Metro Vancouver's agricultural sector faces a significant range of interconnected challenges that impact the region's food system and economy. Understanding these broad, interrelated challenges is at the heart of determining how food processing can be better supported within the region. This report provides an overview of the *Agricultural Land Commission Act (ALCA)* "50/50" regulation for the Invest Vancouver Management Board's information including the requirements, purpose, process for exemptions, and broader challenges for food processing in the region.

As food processing challenges are an ongoing issue, the Province is currently reviewing the "50/50" regulation with a Task Force co-chaired by the Ministry of Agriculture and Food, BC Agriculture Council, and BC Food and Beverage, with representatives from across the agriculture and food industry sectors. Before proposing any significant policy changes, it will be important to have an in-depth understanding of existing challenges and implications of any changes.

Recommendation
That the Invest Vancouver Management Board receive for information the report dated October 30, 2025, titled "Overview of the Agricultural Land Commission Act "50/50" Regulation".

2. Invest Talent Update *pg. 15*

Executive Summary
The Metro Vancouver region faces persistent skills misalignment in high-growth and high-potential sectors such as technology and life sciences. This constraint limits potential innovation and economic competitiveness. To address these gaps, Invest Vancouver secured $480,000 from the Future Skills Centre (FSC), funded through the Government of Canada's Future Skills Program, to pilot Invest Talent, an industry-driven initiative advancing inclusive workforce development. Initially scheduled for April–September 2025, the project has been extended to December 2025 to ensure delivery of outcomes.

Recent milestones include the launch of Invest Talent web properties, hosting a medtech roundtable, and engagement with cybersecurity industry leaders. A grant application to scale Invest Talent's cybersecurity program is underway. If successful, recommendations for long-term governance and sustainability will be presented at a future date.

Recommendation
That the MVRD Board receive for information the report dated November 3, 2025 titled "Invest Talent Update".

3. FDI Initiative Roundtables Update *pg. 18*

Executive Summary
In 2024, Invest Vancouver received approved funding up to $37,500 from PacifiCan to conduct five sector and market specific stakeholder roundtables to identify and capitalize on foreign direct investment (FDI) opportunities. The FDI Roundtables are meant to bolster stakeholder collaboration and deepen an understanding of the region's FDI trends, essential for attracting global investment and catalyzing economic growth in the Metro Vancouver region.

The five FDI Roundtables are to be completed by 2026; Invest Vancouver has already hosted one in partnership with the Greater Vancouver Board of Trade in June of 2025, and planning is underway for another in partnership with the Dutch Consulate.

Recommendation
That the MVRD Board:
a) receive for information the report dated November 3, 2025, and titled "FDI Initiative Roundtables Update"; and
b) direct staff to forward the report dated November 3, 2025, and titled "FDI Initiative Roundtables Update" to member jurisdictions.

4. Invest Attraction Update Q3 2025 *pg. 21*

Executive Summary
As of the end of Q3 2025, Invest Vancouver is managing 178 active investment leads, representing over $3.8 billion in potential direct investment over three years and over 2,800 projected jobs. One company landed in the region in Q3 2025, contributing $792,000 in direct investment over three years and 3 high-quality jobs, with plans to further expand over time.

Through inbound delegations and two targeted outbound missions (Gamescom, a Digital Media & Entertainment conference in Germany and ALL IN, a high-tech event in Quebec), Invest Vancouver added 31 new leads in Q3, representing $57 million in potential direct investment and 123 projected jobs. In support of business expansion, Invest Vancouver also supported one firm as a designated referral partner for federal immigration programs as of Q3.

In Q3 2025, Invest Vancouver also prepared for four outbound missions expected to generate a significant number of leads.

Recommendation
That the MVRD Board:
a) receive for information the report dated October 22, 2025, and titled "Investment Attraction Update Q3 2025"; and
b) direct staff to forward the report dated October 22, 2025, and titled "Investment Attraction Update Q3 2025", to member jurisdictions.

5. Manager's Report *pg. 28*

Recommendation
That the Invest Vancouver Management Board receive for information the report dated November 3, 2025, and titled "Manager's Report".

F. INFORMATION ITEMS

1. **Europe and Asia to U.S. in Metro Vancouver Investment Leads - Coast Reporter, Stefan Labbe** *pg. 43*

2. **Key sectors underpin Metro Vancouver's growth ambitions - Western Investor - John Kurucz and Peter Mitham** *pg. 46*

Revised

3. **Look West - Jobs and Prosperity for a Stronger BC and Canada** *pg. 49*

G. OTHER BUSINESS

H. RESOLUTION TO CLOSE MEETING

Note: The Committee must state by resolution the basis under section 90 of the Community Charter on which the meeting is being closed. If a member wishes to add an item, the basis must be included below.

I. ADJOURNMENT

That the Invest Vancouver Management Board adjourn its meeting of November 19, 2025.

Membership:

Buchanan, Linda (C) – North Vancouver City
Bains, Harry (VC) – Surrey
Anderson, Bridgitte – Greater Vancouver Board of Trade
Armstrong, Colin – HTEC
Bak, Andrew -- scəw̓aθən məsteyəxʷ (Tsawwassen First Nation)
Chisholm, Michelle – UFCW 1518
Dahl, Darren – Sauder School of Business
Dao, Loc – DigiBC
Dhaliwal, Bob – International Longshore and Warehouse Union
Heed, Kash - Richmond
Hurlburt, Wendy – Life Sciences BC
Klassen, Mike – Vancouver
Lang, Amy – North Shore/Mammoth Studios
Lee, Richard – Burnaby
MacKenzie, Patrick – Immigrant Employment Council of BC
McDaniel, Michael – Coast Mountain Bus Company
McNaney, Mike – Vancouver Airport Authority
Nankivell, Jeff – Asia Pacific Foundation of Canada
Patel, Ajay – Vancouver Community College
Ruimy, Dan – Maple Ridge
Seeley, Erin – YWCA Metro Vancouver
Stephenson, Diana – BC Hydro
Stewart, Richard – Coquitlam
Vinson, Natiea – First Nations Technology Council
von Sychowski, Stephen – Vancouver & District Labour Council
Watt, Linda – West Vancouver
Xotta, Peter – Vancouver Fraser Port Authority
Young, Joslyn – Surrey Board of Trade
Yu, Bryan – Central 1 Trust Company
Dr. Zabudsky, Jeff – British Columbia Institute of Technology

metrovancouver
SERVICES AND SOLUTIONS FOR A LIVABLE REGION

METRO VANCOUVER REGIONAL DISTRICT
INVEST VANCOUVER MANAGEMENT BOARD

Minutes of the Regular Meeting of the Metro Vancouver Regional District (MVRD) Invest Vancouver Management Board held at 1:01 pm on Wednesday, September 3, 2025 in the 28th Floor Boardroom, 4515 Central Boulevard, Burnaby, British Columbia.

MEMBERS PRESENT:
Chair, Director Linda Buchanan, North Vancouver City
Vice Chair, Director Harry Bains, Surrey *
Bridgitte Anderson, Greater Vancouver Board of Trade *
Michelle Chisholm, UFCW 1518
Darren Dahl, Sauder School of Business, University of British Columbia
Loc Dao, DigiBC * (arrived at 2:04 pm)
Bob Dhaliwal, International Longshore and Warehouse Union
Jill Earthy, InBC Investment Corporation
Wendy Hurlburt, Life Sciences BC (arrived at 1:15 pm)
Director Mike Klassen, Vancouver
Amy Lang, North Shore/Mammoth Studios *
Councillor Richard Lee, Burnaby
Patrick MacKenzie, Immigrant Employment Council of BC
Michael McDaniel, Coast Mountain Bus Company
Jeff Nankivell, Asia Pacific Foundation of Canada
Ajay Patel, Vancouver Community College
Director Dan Ruimy, Maple Ridge
Erin Seeley, YWCA Metro Vancouver
Mayor Richard Stewart, Coquitlam
Stephen von Sychowski, Vancouver and District Labour Council
Councillor Linda Watt, West Vancouver
Joslyn Young, Surrey Board of Trade
Bryan Yu, Central 1 *
Dr. Jeff Zabudsky, British Columbia Institute of Technology (BCIT)

*denotes electronic meeting participation as authorized by the *Procedure Bylaw*

MEMBERS ABSENT:
Colin Armstrong, HTEC
Andrew Bak, scəẃaθən məsteyəxʷ (Tsawwassen First Nation)
Councillor Kash Heed, Richmond
Mike McNaney, Vancouver Airport Authority
Diana Stephenson, BC Hydro
Natiea Vinson, First Nations Technology Council
Peter Xotta, Vancouver Fraser Port Authority

STAFF PRESENT:
Jacquie Griffiths, President, Invest Vancouver
Heather McNell, Deputy Chief Administrative Officer, Policy & Planning
Christine Zhao, Legislative Services Coordinator, Board and Information Services
Katie Fitzmaurice, Executive Vice President, Invest Vancouver
Gregory Freeman, Senior Economist, Invest Vancouver
Sue Mah, Vice President, Partnerships, Invest Vancouver

A. ADOPTION OF THE AGENDA

1. September 3, 2025 Meeting Agenda

It was MOVED and SECONDED
That the Invest Vancouver Management Board adopt the agenda for its meeting scheduled for September 3, 2025 as circulated.

CARRIED

B. ADOPTION OF THE MINUTES

1. Rescindment of February 19, 2025 Meeting Minutes

It was MOVED and SECONDED
That the Invest Vancouver Management Board rescind the minutes of its meeting held February 19, 2025 as adopted.

CARRIED

2. February 19, 2025 Meeting Minutes

It was MOVED and SECONDED
That the Invest Vancouver Management Board adopt the minutes of its meeting held February 19, 2025 as circulated.

CARRIED

3. April 10, 2025 Meeting Minutes

It was MOVED and SECONDED
That the Invest Vancouver Management Board adopt the minutes of its meeting held April 10, 2025 as circulated.

CARRIED

C. DELEGATIONS
No delegations.

D. INVITED PRESENTATIONS
No invited presentations.

E. REPORTS FROM COMMITTEE OR CHIEF ADMINISTRATIVE OFFICER

1. Global Promotion at Web Summit Vancouver 2026 and 2027

Report dated August 13, 2025 from Jacquie Griffiths, President, Invest Vancouver, Katie Fitzmaurice, Executive Vice President, Invest Vancouver, and Sue Mah, Vice President, Collaboration, Invest Vancouver, requesting that the MVRD Board endorse Invest Vancouver's contribution to the Naturally Innovative Alliance at Web Summit Vancouver for years 2026 and 2027 to continue to showcase and promote the region's growing tech hub to global investors and attract foreign direct investment to facilitate the creation of high-quality jobs for the region's residents.

Jacquie Griffiths and Katie Fitzmaurice gave a presentation titled " Global Promotion at Web Summit Vancouver", informing the Management Board of the success of Web Summit held in Vancouver in May 2025. They highlighted that Invest Vancouver positioned Metro Vancouver as a premier destination for high-growth tech companies by coordinating and collaborating with partners in the Naturally Innovative Alliance to attract investment.

It was MOVED and SECONDED

That the MVRD Board direct staff to include $150,000 in Invest Vancouver's 2026 budget and $150,000 in the 2026-2030 Financial Plan for Regional District Service Areas for the year 2027 to secure a regional presence through the Naturally Innovative Alliance at Web Summit Vancouver given the success of 2025 participation.

CARRIED

2. Agri-Foodtech Report

Report dated August 15, 2025 from Gregory Freeman, Senior Economist, Invest Vancouver, providing the MVRD Board with a summary of key findings obtained from the *Agri-Foodtech Industry Analysis* report.

Gregory Freeman gave a presentation titled "Agri-Foodtech in the Metro Vancouver Region", providing an overview of investment activities by the almost 90 agri-foodtech firms headquartered in the Region. The presentation highlighted the Metro Vancouver Region's agri-foodtech advantages due to a business and customer base open to innovation, global market access, a thriving tech sector, and a network of supportive organizations.

1:15pm Wendy Hurlburt arrived at the meeting.

It was MOVED and SECONDED

That the MVRD Board:

a) receive for information the report dated August 15, 2025, titled "Agri-Foodtech Report";
b) direct staff to send the Agri-Foodtech report to member jurisdictions with an offer of a presentation to Council upon request; and

c) request that the Board Chair send the Agri-Foodtech Report to Lana Popham, BC Minister of Agriculture and Food, and Ravi Kahlon, BC Minister of Jobs and Economic Growth.

CARRIED

3. Invest Vancouver 2025 Annual Plan Deliverables and KPI Mid-Year Update

Report dated August 13, 2025 from Jacquie Griffiths and Sue Mah, providing a mid-year update on the status of key performance indicators and deliverables as set out in Invest Vancouver's 2025 Annual Plan, and reporting on results from the first and second quarters of 2025.

Jacquie Griffiths provided a verbal update to the Management Board, highlighting a significant increase in external funding received, representing 19% of revenue in 2025 Q1, and potential for more funding related to workforce development and talent project.

It was MOVED and SECONDED

That the MVRD Board:

a) receive for information the report dated August 13, 2025, titled "Invest Vancouver 2025 Annual Plan Deliverables and KPI Mid-Year Update"; and
b) direct staff to forward the report titled "Invest Vancouver 2025 Annual Plan Deliverables and KPI Mid-Year Update" to member jurisdictions for information.

CARRIED

4. Invest Attraction Update Q1-Q2 2025

Report dated August 13, 2025 from Katie Fitzmaurice, providing the Invest Vancouver Management Board and MVRD Board with a summary of investment attraction activities from the second quarter.

Katie Fitzmaurice gave a presentation titled "Investment Attraction Q1-Q2 Update", providing an update on the economic climate, the investment pipeline in 2025 Q1-Q2, active leads analysis in Q2, and landed companies and activities overview in 2025 Q2. It was highlighted that despite the challenging economic and geopolitical climate, and aggressive competition from other regions, Metro Vancouver continues to remain attractive to companies, leveraging its incredible talent, and high quality of life.

It was MOVED and SECONDED

That the MVRD Board:

a) receive for information the report dated August 13, 2025, and titled "Investment Attraction Update Q1-Q2 2025"; and
b) direct staff to forward to report titled "Investment Attraction Update Q1-Q2 2025" to member jurisdictions.

CARRIED

5. 2025 Future Skills Centre Award to Launch Invest Talent

Report dated August 19, 2025 from Katie Fitzmaurice, informing the MVRD Board of the $480,000 awarded in grant funding from the Future Skills Centre to launch Invest Talent, a pilot initiative supporting workforce development, economic coordination, and regional economic resilience in the Metro Vancouver region.

Katie Fitzmaurice gave a verbal update on two ongoing pilot projects for developing cybersecurity workforce and for supporting a growing med-tech company that is hiring about 700 positions over the next three years. A further grant has been applied for to enable sustainable development of the projects. Updates on the results of grant opportunities will be brought to the Management Board in November.

2:04pm Loc Dao arrived at the meeting.

It was MOVED and SECONDED

That the MVRD Board receive for information the report dated August 19, 2025, titled “2025 Future Skills Centre Award to Launch Invest Talent”.

CARRIED

6. Manager's Report

Report dated August 15, 2025 from Jacquie Griffiths, President, Invest Vancouver, informing members that Invest Vancouver is developing a strategy to increase global brand awareness of the Metro Vancouver region during the FIFA World Cup 2026™.

It was MOVED and SECONDED

That the Invest Vancouver Management Board receive for information the report dated August 15, 2025, titled “Manager’s Report”.

CARRIED

F. INFORMATION ITEMS

No items presented.

G. OTHER BUSINESS

No items presented.

H. RESOLUTION TO CLOSE MEETING

No items presented.

I. ADJOURNMENT

It was MOVED and SECONDED
That the Invest Vancouver Management Board adjourn its meeting of September 3, 2025.

CARRIED
(Time: 2:17 pm)

Christine Zhao,
Legislative Services Coordinator

Linda Buchanan,
Chair

78512187

metrovancouver
SERVICES AND SOLUTIONS FOR A LIVABLE REGION

To: Invest Vancouver Management Board

From: Carla Stewart, Regional Planner, and Laurel Cowan, Division Manager, Regional Land Use Policy & Planning, Regional Planning

Date: October 30, 2025 Meeting Date: November 19, 2025

Subject: **Overview of the Agricultural Land Commission Act "50/50" Regulation**

RECOMMENDATION
That the Invest Vancouver Management Board receive for information the report dated October 30, 2025, titled "Overview of the Agricultural Land Commission Act "50/50" Regulation".

EXECUTIVE SUMMARY
Metro Vancouver's agricultural sector faces a significant range of interconnected challenges that impact the region's food system and economy. Understanding these broad, interrelated challenges is at the heart of determining how food processing can be better supported within the region. This report provides an overview of the *Agricultural Land Commission Act* (*ALCA*) "50/50" regulation for the Invest Vancouver Management Board's information including the requirements, purpose, process for exemptions, and broader challenges for food processing in the region.

As food processing challenges are an ongoing issue, the Province is currently reviewing the "50/50" regulation with a Task Force co-chaired by the Ministry of Agriculture and Food, BC Agriculture Council, and BC Food and Beverage, with representatives from across the agriculture and food industry sectors. Before proposing any significant policy changes, it will be important to have an in-depth understanding of existing challenges and implications of any changes.

PURPOSE
To provide the Invest Vancouver Management Board with an overview of the *Agricultural Land Commission Act* "50/50" production and processing regulation.

BACKGROUND
At the September 3, 2025 Invest Vancouver Management Board meeting, staff were requested to bring additional information on the *Agricultural Land Commission Act* "50/50" production and processing regulation.

In 2020, the MVRD Board approved the *Regional Industrial Lands Strategy* to support and advance the protection and intensification of industrial lands in the region (Reference 2). The Strategy highlights that while both industrial and agricultural land bases are under pressure to convert to other land uses, there is also pressure between the two, particularly when it comes to agri-industrial uses. Developed in collaboration with local governments, provincial ministries, industry groups, developers, and the Agricultural Land Commission, the Strategy affirms that conversion or use of agricultural lands is not a solution to the shortage of industrial lands in the region. The Strategy also includes a recommendation for further guidance and clarity around the "50/50" regulation:

> "That the Ministry of Agriculture and Food produce guidelines or amend legislation to: define the metrics used to measure the 50/50 rule (i.e., volume, weight, value, etc.) to facilitate consistent application; and clarify the permitted value-added infrastructure of an approved use on an agricultural parcel and define a cap on the building infrastructure footprint."

OVERVIEW OF THE "50/50" REGULATION

The Agricultural Land Reserve (ALR) was established in 1973 to protect farmland from urban development, and to ensure long-term food security in the province. The "50/50" regulation was introduced as part of this framework to regulate on-farm processing under the *Agricultural Land Commission Act*, Use Regulation 30/219 (Reference 1).

The "50/50" regulation stipulates that:

> "The use of agricultural land for storing, packing, preparing and processing farm products is designated as a farm use and may not be prohibited as described in section 4 if at least 50% of the farm product is:
>
> (a) produced either on that agricultural land or by an association to which the owner of the agricultural land belongs, or
> (b) feed required for farm use on that agricultural land."

An association is defined in the *Cooperative Association Act* and refers to an established non-profit, fulfilling a co-operative function. The "association" provision was added to the "50/50" regulation in 2015 in response to calls to grow BC's agrifood sector and was widely accepted as an appropriate means to support expansion of the processing sector while also continuing to protect agricultural land for agricultural purposes.

In practice, the "50/50" regulation means that a farmer who wants to turn agricultural goods into processed products (e.g., jam, juice, medicinal products) on ALR land must ensure that half of the ingredients come from their own farm, or a co-operative association. If the 50% threshold isn't met, farmers must transport their goods to off-site processors or apply for a non-farm use exemption through the Agricultural Land Commission (ALC).

The "50/50" regulation exists to preserve ALR lands primarily for farming and to limit urban uses and larger-scale processing or manufacturing from encroaching into agricultural land, particularly given the significant pressure from speculation that occurs within farmland across the province and especially within Metro Vancouver.

This regulation is also intended to encourage farms to grow and process their own products, supporting local businesses and value addition as well as local food security and traceability.

Non-Farm Use Exemptions
While the "50/50" regulation is intended to safeguard the proliferation of non-farming uses, including processing, into agricultural lands, a non-farm use exemption application is available through the ALC. Exemptions may be granted under specific circumstances such as:

- The processing activity supports agricultural viability;
- The proposed use does not compromise the integrity of the ALR; or
- The farmer can demonstrate the exemption is necessary for economic sustainability or local food security.

Approving non-farm use exemptions through an application process also provides the ALC with the ability to apply decision conditions to ensure on-going checks and balances are applied to approved uses. Examples of non-farm use exemptions have included:

- Mixed fruit processing (e.g., a strawberry farm wanting to make jam with other berries)
- Collaborative processing among neighbouring farms;
- Diversified product lines such as juices, sauces, or dairy products that require ingredients not grown on-site; or
- Pilot projects or innovative agri-food initiatives that test new models of local processing.

According to the ALC, over the past five years, 20 applications for food processing non-farm use were received, and all but one was approved.

Food Processing Limitations and Challenges
The "50/50" regulation has been identified by some stakeholders as a constraint on food processing expansion in the region. This concern is particularly relevant for smaller-scale producers, who may face higher relative costs for processing equipment. However, these challenges may differ significantly from those faced by larger food processing companies, which often operate at a national or international scale and have different resource capacities.

It is also important to recognize that the "50/50" regulation is only one of several factors influencing the viability and growth of food processing in the region. Other systemic challenges include:

- Prohibitive cost and availability of land in general, particularly in industrial areas
- Transportation barriers and costs
- Labour shortages in all parts of the food system
- Lack of Provincial financial investment and support of extension services (e.g., on-farm demonstrations, decision-aid tools, factsheets, knowledge development)
- Federal health and safety regulation costs
- On-going international events and decisions directly affecting Canada's food system including tariffs, trade agreements and political uncertainty.

Understanding these broader, interrelated challenges is at the heart of determining how food processing can be better supported within the region. As food processing challenges are an ongoing issue, the Province is currently reviewing the "50/50" regulation with a Task Force co-chaired by the BC Agriculture Council, BC Food and Beverage, and Deputy Minister of the Ministry of Agriculture and Food, with representatives from across the agriculture and food industry sectors. Before proposing any significant policy changes, it will be important to have an in-depth understanding of all challenges as well as implications of any changes, including potential or unintended consequences such as increased speculation on agricultural land. A comprehensive review should consider the interplay of the various challenges facing our region, alongside the "50/50" regulation to ensure that policy adjustments are well-informed and balanced across different scales and types of agricultural operations.

ALTERNATIVES

This is an information report. No alternatives are presented.

FINANCIAL IMPLICATIONS

There are no financial implications for this report as it is for information only.

CONCLUSION

This report provides an overview of the *Agricultural Land Commission Act* (*ALCA*) "50/50" regulation including the requirements, purpose, process for exemptions, and broader challenges for food processing in the region. Understanding the broad and interconnected challenges facing the region's agricultural and food sectors will be critical to ensure that any policy adjustments, such as the current Provincial review of the "50/50" regulation, are well-informed and consider potential impacts and implications for both agricultural and industry sectors.

REFERENCES

1. Agricultural Land Commission Act (2019, February). *Agricultural Land Reserve Use Regulation, B.C. Reg. 30/219.* https://www.bclaws.gov.bc.ca/civix/document/id/crbc/crbc/30_2019
2. Metro Vancouver. (2020, June). *Regional Industrial Lands Strategy*. https://metrovancouver.org/services/regional-planning/Documents/regional-industrial-lands-strategy-report.pdf

79031556

metrovancouver
SERVICES AND SOLUTIONS FOR A LIVABLE REGION

To: Invest Vancouver Management Board

From: Katie Fitzmaurice, Executive Vice President, Invest Vancouver

Date: November 3, 2025 Meeting Date: November 19, 2025

Subject: **Invest Talent Update**

RECOMMENDATION
That the MVRD Board receive for information the report dated November 3, 2025 titled "Invest Talent Update".

EXECUTIVE SUMMARY
The Metro Vancouver region faces persistent skills misalignment in high-growth and high-potential sectors such as technology and life sciences. This constraint limits potential innovation and economic competitiveness. To address these gaps, Invest Vancouver secured $480,000 from the Future Skills Centre (FSC), funded through the Government of Canada's Future Skills Program, to pilot Invest Talent, an industry-driven initiative advancing inclusive workforce development. Initially scheduled for April–September 2025, the project has been extended to December 2025 to ensure delivery of outcomes.

Recent milestones include the launch of Invest Talent web properties, hosting a medtech roundtable, and engagement with cybersecurity industry leaders. A grant application to scale Invest Talent's cybersecurity program is underway. If successful, recommendations for long-term governance and sustainability will be presented at a future date.

PURPOSE
To provide an update to the Invest Vancouver Management Board and MVRD Board related to progress advancing Invest Talent and key actions required to support the transition to a sustainable program.

BACKGROUND
This report is a deliverable outlined in the MVRD Board-approved Invest Vancouver 2025 Annual Plan and is part of the Invest Vancouver Management Board's 2025 Work Plan.

The Metro Vancouver region commonly attracts investor interest based on the quality of the region's talent. Expanding access to targeted skillsets and narrowing gaps between skills demand and regional supply has been identified as key to strengthening economic growth and social equity. Expansion in key sectors like high tech, cleantech, and life sciences is often hampered by talent deficits, thereby limiting innovation and scalability. Rapid advancements in technologies like artificial intelligence shorten skill lifespans, rendering traditional, supply-driven training models ineffective and inequitable.

ABOUT INVEST TALENT

Invest Talent is a pilot program funded by the Government of Canada's Future Skills Program, running from April to December 2025. Recognizing that workforce development is a key component of economic development and integral to attracting global companies, this pilot program aims to support economic growth and resilience by addressing industry needs as it relates to talent. The pilot will test and evaluate two different approaches to industry-led workforce development in the Metro Vancouver region: a cross-sector application where skills could be applied across many industries (cybersecurity) and an employer-specific application (a medical technology (medtech) employer hiring at scale).

The pilot aims to:

- Engage 60 employers and 120 learners.
- Generate evidence on effective models for industry-led workforce development.
- Inform a sustainable framework for talent attraction and retention.

INVEST TALENT UPDATES

The following milestones have been achieved:

- Submitted a grant application; identified a second opportunity for Q1 2026.
- Developed the Invest Talent microsite (Reference 1).
- Conducted interviews with cybersecurity and medtech firms.
- Co-hosted meetings with Innovation, Science and Economic Development Canada (ISED), Immigration, Refugees and Citizenship Canada (IRCC), and life sciences companies.
- Scheduled invite-only roundtable for medtech and cybersecurity (October 15).

Regarding the grant application, the outcome of the submission is not yet known. Scenario planning has been completed to ensure continuity under multiple funding scenarios. For example, under a low-funding scenario, Invest Vancouver would successfully complete the Future Skills Centre project by December 31, 2025. In Q1 2026, Invest Vancouver will apply for grant funding for specified programs. While advancing these targeted initiatives, Invest Vancouver would seek additional funding and collaboration opportunities. Under a high-funding scenario, starting in January 2026, Invest Vancouver will scale Invest Talent’s cybersecurity program, enabling greater impact and initiate work towards a sustainable model.

NEXT STEPS

Priority actions in the coming weeks include the following:

- Launch marketing activities to attract learners (November 2025).
- Initiate selected training (December 2025).

ALTERNATIVES

This is an information report. No alternatives are presented.

FINANCIAL IMPLICATIONS

The FSC provided a grant of $480,000 to Invest Vancouver supporting work related to Invest Talent. Invest Vancouver has contributed in-kind hours to manage the project, as well as to generate economic reports and marketing and communications assets.

OTHER IMPLICATIONS

If Invest Vancouver does not secure additional grant funding to continue Invest Talent beyond 2025, the pilot will conclude under the Future Skills Centre agreement on December 31, 2025. Invest Vancouver will then pursue project-specific funding through other avenues.

CONCLUSION

Invest Talent was launched to address critical skills gaps in the Metro Vancouver region's high-growth and high-potential sectors and to strengthen the region's economic resilience. Since April 2025, the initiative has achieved key milestones, including the development of web properties, engagement with cybersecurity and medtech employers, and hosting targeted industry roundtables. A grant application to scale the cybersecurity program is in progress, supported by scenario planning to ensure continuity under varying funding conditions.

To date, the pilot has laid the foundation for an inclusive, industry-led workforce development model. These efforts position Invest Talent as a catalyst for long-term economic wellbeing and innovation.

Next steps include launching marketing activities and initiating selected training.

REFERENCES

1. Invest Talent. (2025). *Workforce development is economic development.* https://investvancouver.ca/invest-talent/Pages/default.aspx

72896736

metrovancouver
SERVICES AND SOLUTIONS FOR A LIVABLE REGION

To: Invest Vancouver Management Board

From: Sue Mah, Vice President of Partnership, Invest Vancouver

Date: November 3, 2025 Meeting Date: November 19, 2025

Subject: **FDI Initiative Roundtables Update**

RECOMMENDATION

That the MVRD Board:

a) receive for information the report dated November 3, 2025, and titled "FDI Initiative Roundtables Update"; and
b) direct staff to forward the report dated November 3, 2025, and titled "FDI Initiative Roundtables Update" to member jurisdictions.

EXECUTIVE SUMMARY

In 2024, Invest Vancouver received approved funding up to $37,500 from PacifiCan to conduct five sector and market specific stakeholder roundtables to identify and capitalize on foreign direct investment (FDI) opportunities. The FDI Roundtables are meant to bolster stakeholder collaboration and deepen an understanding of the region's FDI trends, essential for attracting global investment and catalyzing economic growth in the Metro Vancouver region.

The five FDI Roundtables are to be completed by 2026; Invest Vancouver has already hosted one in partnership with the Greater Vancouver Board of Trade in June of 2025, and planning is underway for another in partnership with the Dutch Consulate.

PURPOSE

To provide the Invest Vancouver Management Board and MVRD Board an update on Invest Vancouver's FDI Roundtables, an initiative to further inform investment attraction strategies to support sustainable economic growth in the Metro Vancouver region.

BACKGROUND

This report is advanced in alignment of the approved 2025 Invest Vancouver Management Board Work Plan and the endorsed Invest Vancouver 2025 Annual Plan. In addition, sourcing external funding is one of Invest Vancouver's KPIs. In 2024, Invest Vancouver received approved funding from PacifiCan for its FDI Roundtables. The initiative was designed to create a more cohesive and effective approach to FDI attraction by bringing together government bodies, industry leaders and foreign market representatives to discuss and promote dialogue for a unified and coordinated approach to attracting FDI. The roundtables are a strategic commitment to utilizing evidence-based understanding of the FDI flows and opportunities for a coordinated approach in investment attraction that drives economic growth. Findings from Invest Vancouver's report on *Impact of Foreign Direct Investment in British Columbia* helped identify the key sectors and markets of focus for its planned stakeholder roundtables (Reference 1).

Invest Vancouver will implement a total of five roundtables over 2025 and 2026, and as part of the funding commitment, PacifiCan will cover up to $37,500 in conditional expenditures related to the activities of the roundtables.

INITIATIVE OUTCOMES AND KEY PERFORMANCE INDICATORS

The FDI Roundtables are intended to enhance Invest Vancouver's understanding of investment trends to attract world-class companies to the Metro Vancouver region. It is meant to engage with FDI ecosystem players to identify key areas of opportunities for outcomes in generating investment leads from targeted markets and industries, foster relationships for strategic partnerships, and land companies that collectively create quality jobs for the region. The key performance indicators and deliverables for the project include:

- organizing five roundtables, each focusing on a specific industry or market;
- utilizing insights from Invest Vancouver's report on *Impact of Foreign Direct Investment in British Columbia* to guide discussions;
- providing actionable insights to uncover potential investment opportunities; and
- fostering partnerships and coordination among participants for future initiatives.

PLANNED AND FUTURE ROUNDTABLES

On June 24, 2025 Invest Vancouver, in partnership with the Greater Vancouver Board of Trade, hosted its first FDI Roundtable focused on diversifying FDI source markets. The roundtable aimed to advance thought leadership and increased understanding on FDI's role in shaping a resilient, innovative, and globally connected regional economy. British Columbia relies heavily on the United States for FDI. Recent tariff escalations and geopolitical uncertainty have underscored the risks of this dependence and highlighted the need to deepen more diversified relationships with value-aligned partners—particularly in Europe and the Indo-Pacific.

The roundtable convened over 20 participants including representatives from the provincial government, federal agencies, industry, business, non-profits, and consular offices. Discussions focused on shifts of the global FDI landscape and the identification of action-oriented steps to diversify markets, strengthen BC's value proposition, and support long-term economic resilience.

In partnership with the Dutch Consulate, planning for a second roundtable is underway that will bring together local government leaders and European Union Consuls General to promote the benefits of the Canada-European Comprehensive Economic Trade Agreement, build networks and foster relationships to support diversification efforts in light of US tariffs. By reinforcing the region's strengths and opportunities, the event will not only increase trade diversification, but will also further develop business relations that lead to foreign direct investment attraction.

Staff will explore opportunities with Chambers of Commerce for a third roundtable that could focus on the region's growing transportation industry. The idea is to bring together executives and business leaders to understand the gaps, challenges and identify the opportunities for sustainable growth in this important sector. Planning for a fourth roundtable in the first or second quarter of 2026 is being explored; focusing on the Asia Pacific market and promoting opportunities of the Comprehensive and Progressive Agreement for Trans-Pacific Partnership.

ALTERNATIVES

1. That the MVRD Board:
    a. receive for information the report dated November 3, 2025, and titled "FDI Initiative Roundtables Update"; and
    b. direct staff to forward the report dated November 3, 2025, and titled "FDI Initiative Roundtables Update", to member jurisdictions.
2. That the MVRD Board receive for information the report dated November 3, 2025, and titled "FDI Initiative Roundtables Update".

FINANCIAL IMPLICATIONS

Invest Vancouver has received approved funding of up to $37,500 from PacifiCan to host five FDI focused roundtables to be completed by fiscal 2026. Any expenditures over this covered amount will be absorbed by Invest Vancouver's approved 2025 and 2026 budgets.

OTHER IMPLICATIONS

The Invest Vancouver Advisory Committee, representing municipal economic development staff from around the region, supported the application to PacifiCan for Invest Vancouver's FDI Roundtables. Staff have provided routine progress updates on executed and planned roundtables, and also received guidance and feedback from the advisory committee on the activities that could inform Invest Vancouver's investment attraction strategies. In addition, the collaborative partnerships on roundtables with the Greater Vancouver Board of Trade and the Dutch Consulate led to other opportunities for future business development initiatives.

If the roundtables are not supported, access to PacifiCan funding would not be accessible for use and the ability to work with ecosystem players for an aligned coordinated approach to FDI attraction would be a missed opportunity for economic growth for member jurisdictions.

CONCLUSION

Invest Vancouver will host up to five FDI Initiative Roundtables that bring together government bodies, industry leaders and foreign market representatives to enhance FDI attraction through discussion and dialogue for a unified and coordinated approach to attracting world-class companies to the Metro Vancouver region for economic prosperity. To date, Invest Vancouver has hosted a roundtable in June 2025 and has planning underway for second one. The costs of the roundtables will be covered through PacifiCan funding for a maximum of $37,500 in conditional expenditures.

REFERENCES

1. Invest Vancouver. (2024) *Impact of Foreign Direct Investment in British Columbia* https://investvancouver.ca/Documents/impact-of-foreign-direct-investment-in-bc.pdf

72897785

metrovancouver
SERVICES AND SOLUTIONS FOR A LIVABLE REGION

To: Invest Vancouver Management Board

From: Katie Fitzmaurice, Executive Vice President, Invest Vancouver

Date: October 22, 2025 Meeting Date: November 19, 2025

Subject: **Investment Attraction Update Q3 2025**

RECOMMENDATION

That the MVRD Board:

a) receive for information the report dated October 22, 2025, and titled "Investment Attraction Update Q3 2025"; and
b) direct staff to forward the report dated October 22, 2025, and titled "Investment Attraction Update Q3 2025", to member jurisdictions.

EXECUTIVE SUMMARY

As of the end of Q3 2025, Invest Vancouver is managing 178 active investment leads, representing over $3.8 billion in potential direct investment over three years and over 2,800 projected jobs. One company landed in the region in Q3 2025, contributing $792,000 in direct investment over three years and 3 high-quality jobs, with plans to further expand over time.

Through inbound delegations and two targeted outbound missions (Gamescom, a Digital Media & Entertainment conference in Germany and ALL IN, a high-tech event in Quebec), Invest Vancouver added 31 new leads in Q3, representing $57 million in potential direct investment[1] and 123 projected jobs. In support of business expansion, Invest Vancouver also supported one firm as a designated referral partner for federal immigration programs as of Q3.

In Q3 2025, Invest Vancouver also prepared for four outbound missions expected to generate a significant number of leads.

PURPOSE

To provide the Invest Vancouver Management Board and MVRD Board a summary of investment attraction activities in Q3 2025, July 1 to September 30, 2025.

BACKGROUND

This report is advanced in alignment and coordination with the approved 2025 Invest Vancouver Management Board Work Plan and the endorsed Invest Vancouver 2025 Annual Plan. Invest Vancouver is committed to provide quarterly updates on invest attraction activities to the MVRD Board and member jurisdictions.

[1] Direct investment value is projected across three years.

THE ECONOMIC CLIMATE IN Q3 2025

The global economic climate remained relatively weak in 2025, weighing on investment decisions. A clear indicator of the current economic reality is that Canada's real GDP contracted in Q2 2025, marking the first quarterly decline since Q3 2023 (Reference 1). Regional real estate vacancy rates also reflect a slowdown. The Metro Vancouver region's industrial vacancy rose to 4.1 per cent in Q2 2025, the highest rate since 2015 (Reference 2). Meanwhile, the regional office vacancy rate increased to 11.4 per cent in Q3 2025, with Downtown Vancouver's Q3 2025 vacancy rate climbing to 12.6 per cent— the highest level since 2004 (Reference 3 and 4).

Economic uncertainty is undoubtedly slowing investment decisions, making FDI attraction more challenging. In response, Invest Vancouver has launched a Subsector Strategy project to identify high-growth areas and target markets for focused investment attraction. Invest Vancouver is also leveraging opportunities arising from geopolitical shifts. For example, recent changes to U.S. immigration policies including to the H-1B Visa and higher associated fees may make it easier to attract firms to Canada and to promote the Metro Vancouver region to companies seeking access to the region's high-quality talent and Canada's more welcoming immigration framework to address potential talent gaps. See the Manager Report for more details on these initiatives.

INVESTMENT PIPELINE (Q3 2025)

Despite the challenging economic climate, Invest Vancouver continues to attract interest and high-value FDI leads. Such leads are, in part, the result of a coordinated regional strategy for investment attraction. This coordination is especially important during periods of economic uncertainty and increased competition because it unifies regional efforts and maximizes the region's appeal to investors. As of Q3 2025, Invest Vancouver is managing 178 active investment leads. These opportunities represent $3.8 billion in potential direct investment and 2,875 projected jobs. Out of the 178 active leads, 31 are new leads generated in Q3, representing a potential $57 million in direct investment and 123 new jobs in the region.

The high-tech sector makes up more than a third of the pipeline at 37 per cent, followed by cleantech at 16 per cent, while life sciences and digital media & entertainment represent 13 per cent and 14 per cent respectively. The primary markets driving these leads are Europe (32 per cent), Asia (25 per cent), and the US (16 per cent), with notable interest from countries such as the UK, Germany, Taiwan, Singapore, and South Korea. Leads came from a variety of sources including outbound missions (35 per cent), government partners (29 per cent), and direct contact and inquiries (16 per cent). Tables 1, 2, and 3 provide a breakdown of current leads:

Table 1: Current Leads in the Investment Pipeline (as of end of Q3 2025)

Stage	# Clients	Potential Jobs	Potential Investment (Projected over three years)
Attraction			
Lead	106	846	$590M
Qualified Lead	29	648	$656M
Opportunity	16	720	$2,393M
Sub-Total:	**151**	**2214 Jobs**	**$3,640M**

Stage	# Clients	Potential Jobs	Potential Investment (Projected over three years)
Expansion			
Lead	12	62	$38M
Qualified Lead	1	35	$16M
Opportunity	6	533	$113M
Sub-Total:	**19**	**630 Jobs**	**$167M**
Aftercare			
Lead	4	0	0
Opportunity	1	1	$0.25M
Sub-Total:	**1**	**1**	**$0.25M**
Partnership			
Opportunity	**1**	10	**$22M**
Sub-Total:	**1**	**10**	**$22M**
Retention			
Opportunity	1	20	$35M
Sub-Total:	**1**	**20**	**$35M**
Total:	**178**	**2,875 Jobs**	**$3.8 billion**

Table 2: Breakdown of Leads by Industry and Geography (as of Q3 2025)

Key Industries Representation		
High-tech	66	39%
Cleantech	29	15%
Life Sciences	24	14%
Digital Media & Entertainment	25	11%
Other	16	12%
Agritech & Foodtech	7	1%
Transportation & Logistics	6	4%
Apparel & Textiles	6	4%
Total:	**178**	**100%**

Geographic Representation		
Europe	58	32%
Asia	44	25%
United States	29	16%
Canada	27	15%
Australia	6	3%
Other	15	8%
Total:	**178**	**100%**

Table 3: Breakdown of Leads by Source (as of Q3 2025)

Client Source	# Clients	Ratio
Outbound Mission	62	35%
Government Partners	51	29%
Inbound Inquiries + Direct Contact	29	16%
Local Events	21	12%
Non-government Partners and Others	15	8%
Total:	**178**	**100%**

Landed and Expanded Companies
In Q3, Heidi Health landed in the region (Table 4). They are an Australian company that develops AI-powered medical scribe technology to automate clinical documentation for healthcare professionals, including veterinary care for pets like dogs. Heidi Health has selected the Mount Pleasant neighborhood of Vancouver for its first Canadian location. The company will end 2025 with three employees in the region, with plans to grow in the future. Heidi Health chose the Metro Vancouver region for its Canadian expansion due to the region's strong potential as a market for their digital health technology – this includes a strong healthcare ecosystem, forward-looking institutions, early technology adopters, and opportunities for strategic partnerships with healthcare providers, medical schools, and specialized clinics.

Table 4: Won Opportunities - Landed (Q3)

Company Name	# New Jobs	Total Investment (over three years)	Member Jurisdiction
Heidi Health	3	$792,000	City of Vancouver

The current volume of deals landed reflects the broader global challenges: investment decisions are taking longer, risks are being reassessed, and jurisdictions must now work harder for every deal. Companies that are expanding are typically starting with smaller initial investment and headcounts to de-risk their investments, while exploring business development opportunities before committing to further growth.

In addition, as a designated referral partner of the federal government, Invest Vancouver supported one firm in bringing in specialized talent to the region. Arc'teryx plans to create approximately 880 new jobs, with 20 per cent filled by foreign talent through IRCC's Global Skills Strategy. This project alone represents a significant investment of $65 million. These referral services are instrumental in helping companies secure the talent they need to grow and invest in the region.

Closed Opportunities
In Q3, three opportunities, representing $643 million in potential direct investment and 373 projected jobs, were removed from the investment pipeline as staff determined they were no longer considered viable leads. The biggest closed opportunity represented $635 million in potential direct investment over three years and 360 projected jobs and did not land in the region as the company (CustomCells) filed for insolvency. Invest Vancouver regularly reviews financial reporting of firms to understand their viability and to ensure the pipeline remains current. Given the most recent reporting and filing for insolvency, Invest Vancouver has removed this lead and is continuing to focus on investments with the resources required to expand. In addition, two companies were classified as 'abandoned' due to lack of response despite several attempts and efforts to re-engage. One company was categorized as 'decision not to proceed' as they no longer plan to expand.

Table 5: Closed - Unconverted (Q3)

Reason for Loss	# Leads	Ratio
Abandoned	2	66%
Decision Not to Proceed	1	33%
Total:	**3**	**100%**

LOCAL INVESTMENT ATTRACTION EVENTS AND OUTBOUND MISSIONS
Invest Vancouver executed one international mission (Gamescom, Germany) and one Canadian mission (ALL IN, Quebec). These efforts resulted in nine verified new leads from Gamescom and seven from ALL IN.

Outbound Missions
Outbound activities provided strategic opportunities to increase lead generation and promote the Metro Vancouver regional brand globally in key sectors as well as nurturing existing relationships with companies who have previously identified interest in expanding to the Metro Vancouver region. Invest Vancouver had two outbound missions in Q3 2025: Gamescom and ALL IN (Table 6). Rigorous follow-ups and opportunity assessments are underway to qualify which leads are high-potential investment leads.

Table 6: Outbound Mission Breakdown (Q3)

Outbound Mission	Market	Industry
Gamescom	Germany	Digital Media & Entertainment
ALL IN	Montreal, Quebec	High-tech (AI Focus)

In addition, in Q3 2025 Invest Vancouver actively prepared for four strategic outbound missions scheduled for Q4 2025, each designed to generate high-quality investment leads and strengthen global partnerships.

Executive Familiarization Tours
Invest Vancouver hosted and participated in four executive visits and familiarization tours. Invest Vancouver staff organized meetings with local ecosystem partners, coordinated site visits, and facilitated introductions including to post-secondary institutions, other orders of government, private companies and professional services such as law, immigration, and accounting firms. Staff also provided clients with an overview of Invest Vancouver services and business intelligence including labour market indicators and investment opportunities in Metro Vancouver region.

Table 7: Executive Fam Tours/Visits Breakdown (Q3)

Country	Industry
	High-tech
United States	Agritech
Australia	Life Sciences
Spain	Transport & Logistics
Total:	**4**

ALTERNATIVES

1. That the MVRD Board:
   a) receive for information the report dated October 22, 2025, and titled "Investment Attraction Update Q3 2025"; and
   b) direct staff to forward the report dated October 22, 2025, and titled "Investment Attraction Update Q3 2025", to member jurisdictions.
2. That the MVRD Board receive for information the report dated October 22, 2025, and titled "Investment Attraction Update Q3 2025".

FINANCIAL IMPLICATIONS

All activities associated with investment attraction are expended through the Board-approved Invest Vancouver 2025 budget.

OTHER IMPLICATIONS

Given the current economic conditions, coordination across orders of government and policies supporting competitiveness are critically important to investment attraction. Invest Vancouver remains committed to identifying appropriate and effective methods to engage with other orders of government and in-market representatives (especially when out in market) to ensure continued alignment is occurring on foreign direct investment opportunities for the Metro Vancouver region.

Regarding policies supporting competitiveness, as Invest Vancouver identifies areas of opportunity through the Subsector Strategy project, that information will be disseminated to ecosystem partners (e.g., member jurisdictions, boards of trade, sector associations) who have the mandate and authority to act on these opportunities.

CONCLUSION

The global investment landscape remains highly volatile, with persistent economic headwinds negatively impacting investor behavior. Heightened caution, particularly in innovation-driven sectors such as technology and life sciences, has led to slower decision-making, tighter selection criteria, and intensified competition among jurisdictions. In this environment, regions that remain agile and proactive will be best positioned to capture opportunities and sustain growth.

To remain competitive, adaptability is key. Invest Vancouver is adjusting its strategies to keep the region visible, investment-ready, and positioned for long-term growth. A cornerstone of this approach is the Subsector Strategy project, which identifies high-growth industries and priority markets for targeted outreach. At the same time, the team is leveraging shifts—such as recent U.S. immigration policy changes—to attract firms seeking both access to Metro Vancouver's world-class talent and Canada's more predictable immigration framework. These efforts ensure the region can capture opportunities even as global conditions remain uncertain.

Despite global deal flow slowing, Invest Vancouver continues to deliver results. As of Q3 2025, the team is managing 178 active investment leads, representing an estimated $3.8 billion in potential direct investment over three years and 2,875 new jobs. High-tech, cleantech, digital media & entertainment, and life sciences remain the leading sectors driving interest, while agri-tech is emerging as a fast-growing area of activity. To maintain momentum, Invest Vancouver advanced its investment attraction efforts through a mix of targeted outbound missions, strategic events, and local aftercare activities. With heightened uncertainty surrounding the U.S., Invest Vancouver is also increasing engagement with Europe and Asia to diversify opportunities and mitigate risk, including four trips to Europe and Asia slated for Q4 2025. These actions reinforce the Metro Vancouver region's competitive position and support the creation of high-quality jobs that strengthen the region's economic resilience.

REFERENCES

1. Global Affairs Canada. (2025, September). *Quarterly Economic and Trade Report: 2025 – Quarter 2.* https://international.canada.ca/en/global-affairs/corporate/reports/chief-economist/quarterly/2025-q2
2. CBRE. (2025, July). *Movement towards a plateau amidst slightly elevated vacancy and availability.* *https://mktgdocs.cbre.com/2299/40e73d91-1f98-4956-bea1-9cc63f6390a1-1219224753/Vancouver_Industrial_Figures_Q.pdf*
3. CBRE. (2025, October). *Vancouver Office Figures Q3 2025.* https://www.cbre.ca/insights/figures/vancouver-office-figures-q3-2025
4. Daily Hive. (2025, October). *Downtown Vancouver office vacancy hits a level the city hasn't seen in 21 years.* *https://dailyhive.com/vancouver/vancouver-office-vacancy-q3-2025*

79596319

metrovancouver
SERVICES AND SOLUTIONS FOR A LIVABLE REGION

To: Invest Vancouver Management Board

From: Jacquie Griffiths, President, Invest Vancouver

Date: November 3, 2025 Meeting Date: November 19, 2025

Subject: **Manager's Report**

RECOMMENDATION
That the Invest Vancouver Management Board receive for information the report dated November 3, 2025, and titled "Manager's Report".

Invest Vancouver Management Board 2025 Work Plan
The Invest Vancouver Management Board's Work Plan for 2025 is attached to this report (Attachment 1). The status of work program elements is indicated as pending, in progress, or complete. The listing is updated as needed to include new issues that arise, items requested by the committee, and changes to the schedule.

2026 Budget and Five-Year Financial Plan
At its October 31, 2025 meeting, the Metro Vancouver Regional District Board endorsed Invest Vancouver's 2026 budget as part of the 'other regional district services areas' program. Invest Vancouver's budget of $4,773,120 for year 2026 represents a 0.4 per cent increase over its 2025 budget (Reference 1). Invest Vancouver's five-year financial plan from 2026 – 2030 is outlined as below:

2026 Budget	2027 Budget	2028 Budget	2029 Budget	2030 Budget
$4,773,120	$4,894,291	$4,833,715	$4,900,257	$4,969,392

Value Proposition and Sustainability Review
After five years of operating as a regional service, Invest Vancouver is reviewing its value proposition and long-term approach to sustainability. Working with a consultant, the organization will explore how it can remain a flexible, responsive, effective while minimizing the financial burden on Metro Vancouver households. The project will identify areas where the service delivers strong value, highlight existing gaps, and propose new or revised economic development programs, priorities, and initiatives that could attract outside funding.

The work will include engagement with Invest Vancouver and Metro Vancouver leadership, management board and MVRD Board members, and key partners in the regional economy. It will also examine other economic development organizations, focusing on their mix of services, operating models, and funding sources. The goal is to identify combinations of funding mechanisms and service models that could be adapted and applied to programs in the Metro Vancouver region. A consultant was selected through a competitive RFP process, and work began on October 28, 2025.

Tariff Update
Most goods that satisfy rules of origin under the Canada–United States–Mexico Agreement (CUSMA) remain duty-free. While many exporters previously avoided the burden of origin certification, the new tariff landscape provides a strong incentive to comply. With certification, more than 85 per cent of Canadian exports to the US—including CUSMA-compliant automobiles—can avoid duties (Reference 2).

Non-compliant goods are subject to a blanket tariff of 35 per cent, increased from 25 per cent in August, along with a 10 per cent tariff on energy products and potash. A legal challenge to these tariffs is progressing through the US court system (Reference 3).

Separately, under Section 232 of the Trade Expansion Act of 1962, the US has imposed tariffs: 50 per cent on steel, aluminum, and products made from those metals; 25 per cent on automobiles and auto parts; 50 per cent on copper products; and 10 per cent on softwood lumber. Softwood lumber faces anti-dumping and countervailing duties that push the total rate over 45 per cent. Further Section 232 tariffs – 25 per cent on kitchen cabinets and furniture – took effect October 14 (Reference 4). Plans have also been announced for a tariff on medium- and heavy-duty trucks. Tariffs imposed under Section 232 are not subject to legal challenge (Reference 5).

H-1B Visa
The H-1B visa is a U.S. non-immigrant program that allows employers to hire foreign professionals in specialty occupations requiring at least a bachelor's degree. On September 19, 2025, President Trump issued a Proclamation titled *"Restriction on Entry of Certain Nonimmigrant Workers"*, introducing significant changes to the program—including a $100,000 application fee for new petitions submitted after September 21. This development has created uncertainty for U.S. companies that depend on global talent. In response, Invest Vancouver is piloting a lead-generation initiative aimed at attracting firms exploring expansion into Metro Vancouver as a result of this policy shift. On November 5, Invest Vancouver hosted "Smart Growth: Why U.S. Tech Firms Are Looking North", a webinar featuring experts from EY Law LLP, Immigration, Refugees and Citizenship Canada, and BC's Provincial Nominee Program. The webinar outlined immigration pathways into BC and Canada, while showcasing the region's advantages: world-class talent, thriving sectors, and competitive business conditions (Attachment 2). The results of the webinar will be reviewed and this approach may be scaled to other key markets to drive investment.

Subsector Strategy Update
Supported by the CanExport program, this initiative will enable Invest Vancouver to refine its investment attraction strategies by delivering actionable insights regarding high-growth subsectors within Invest Vancouver's priority industries. The project will produce targeted strategies for approximately six to eight specific sub-sectors (e.g., medtech within the life sciences sector), identifying competitive advantages, key players, and target markets while addressing barriers to growth. These strategies will enable focused, data-driven engagement with investors, ensuring resources are directed to the most impactful opportunities and strengthening the Metro Vancouver region's global position for foreign direct investment.

FIFA World Cup
Invest Vancouver is leading a coalition of partners, including the Ministry of Jobs and Economic Development, Boards of Trade, and industry associations, to advance an application to PacifiCan to support a coordinated strategy for foreign direct investment (FDI) attraction tied to the FIFA World Cup. The initiative focuses on lead generation in alignment with match selection, market diversification, global brand elevation through strategic marketing, and Indigenous economic partnerships that embed reconciliation into Canada's investment narrative. A unified regional approach aims to deliver lasting economic benefits and a replicable model for future major events. To ensure the strategy reflects regional priorities and delivers meaningful outcomes, Invest Vancouver will engage interested parties throughout the process and work closely with member jurisdictions to maximize impact. Invest Vancouver has submitted a grant application to PacifiCan to support execution of this strategy and is currently awaiting the outcome.

"Team Metro Vancouver" Initiative
This project will enable Invest Vancouver to develop a coordinated FDI framework ahead of major global events in 2026, including Web Summit Vancouver and the FIFA World Cup. By adopting a "Team Metro Vancouver" approach, the initiative will bring together the region's 23 member jurisdictions, provincial and federal partners, and other ecosystem stakeholders under a unified investment attraction strategy. The project will deliver targeted investor engagement plans, curated programming, and cohesive messaging that showcase the region's strengths in priority sectors.

This approach will create a coordinated regional narrative for international investors. At the same time, it allows each municipality to connect with prospective investors and speak with authority on its local priorities and highlight unique differentiators. Proactive preparation will maximize the economic development potential of these events, generate qualified investment leads, and establish a repeatable model for future large-scale opportunities, strengthening Metro Vancouver's global competitiveness.

Labour Market Indicator Snapshot
In response to an increasing demand for more detailed business intelligence at the municipal level, Invest Vancouver utilized its access to a labour market analytics platform that provides data down to the census subdivision. Using this data, Invest Vancouver created custom snapshots highlighting municipal-level labour trends by industry and occupation (Attachment 3) and distributed these to Regional Administrators Advisory Committee and Invest Vancouver Advisory Committee members. Feedback is being actively solicited to refine these snapshots and ensure they deliver maximum value.

Promotional Videos Update
As part of the CanExport program, Invest Vancouver is creating seven short videos to promote the region to global business leaders who might be interested in moving their business or expanding their business operations to the Metro Vancouver region. There are two key objectives for the videos: to provide an overview of the region's investment potential, and to pitch Invest Vancouver's services to investors. The videos will be used on social media (organic and ads – YouTube, LinkedIn, Instagram Reels); on the Invest Vancouver website, and during engagement with known investment leads who are interested and exploring expanding their business in the Metro Vancouver region. Filming is expected to occur over the coming weeks, with the final videos being completed in early Q1 2026.

Who's Here Project
Invest Vancouver completed a series of interviews with companies to understand the competitive advantages that drew them to establish or expand their business in the Metro Vancouver region. The interviews provided insight into how companies have found success in the region and lessons learned that can support prospective investors. The case studies highlight key success factors and emphasize the reasons why companies chose to do business in the Metro Vancouver region. The case studies have been published on Invest Vancouver's website and are currently being shared publicly on social media to enhance the region's reputation as a desirable investment location.

FDI Animated Video
With funding received from CanExport, Invest Vancouver is developing an animated video to highlight the benefits of foreign direct investment (FDI) and Invest Vancouver's role in attracting such investment on behalf of the region. The video will emphasize the economic impacts and benefits of FDI and the importance of a regional economic development service to promote regional competitive advantages to an international audience. Animated visuals will be used to support messaging accompanied by engaging graphics including maps of the Metro Vancouver region. The animated video is anticipated to be completed by December 31, 2025 and will be used for communications and outreach.

Consuls General Outreach
As part of Invest Vancouver's diversification efforts given the political uncertainties brought on by US tariffs, staff has implemented an outreach strategy to connect with Consuls General located in the Metro Vancouver region. Most consulates carry economic portfolios that aim to promote trade and foreign investment, build and maintain relationships to advance their economic goals, and monitor economic and commercial developments as means to source new markets. Fostering relations with Consuls General can generate leads and opportunities to strengthen the region's key export-oriented industries and to increase high-quality jobs for residents. Currently, Invest Vancouver has four scheduled meetings and an event with European Union Consuls General is anticipated in partnership with the Dutch Consulate.

ATTACHMENTS
1. Invest Vancouver Management Board 2025 Work Plan.
2. Smart Growth Webinar.
3. Vancouver Census Metropolitan Area Labour Market Snapshot.

REFERENCES
1. Metro Vancouver. (2025, October 8). *Finance Committee Agenda Package*. https://metrovancouver.org/boards/Finance/FIN-2025-10-08-AGE.pdf
2. RBC Economics. (2025, April 25). *CUSMA compliance rush: Will it shield Canada from U.S. tariffs?* https://www.rbc.com/en/thought-leadership/economics/featured-insights/cusma-compliance-rush-will-it-shield-canada-from-u-s-tariffs/
3. Government of Canada Trade Commissioner Service. (2025, November 4). *Supporting Canadian exporters through United States tariff challenges*. https://www.tradecommissioner.gc.ca/en/market-industry-info/search-country-region/country/canada-united-states-export/us-tariffs/supporting-exporters-through-tariff-challenges.html

4. US Department of Commerce Bureau of Industry and Security. (2024). *Section 232 Investigations.* https://www.bis.doc.gov/index.php/other-areas/office-of-technology-evaluation-ote/section-232-investigations
5. CBC. (2025, November 3). *Trump's tariffs face biggest test yet in U.S. Supreme Court*. https://www.cbc.ca/news/world/trump-tariffs-supreme-court-economic-emergency-powers-9.6960531

73341095

Invest Vancouver Management Board 2025 Work Plan
Report Date: November 3, 2025

Priorities

1st Quarter	**Status**
2025 Invest Vancouver Management Board Meeting Schedule, Work Plan and the Invest Vancouver 2025 Annual Plan	Completed
Investment Attraction Update - Q4 Update and 2024 Highlights	Completed
Major Local Events and Investor Hosting Update	Completed
2nd Quarter	
CanExport Awards 2025/2026	Completed
Invest Vancouver Marketing and Communications Update	Completed
Investment Attraction Q1-2025 Update	Completed
Cleantech Project Update	Completed
3rd Quarter	
Web Summit Vancouver 2025 Summary	Completed
Foodtech Project Update	Completed
Regional Economic Development Strategy Phase 1 Update	Completed
Investment Attraction Update Q1 – Q2 2025	Completed
Workforce Development Initiative Update	Completed
Invest Vancouver 2025 Annual Plan Deliverables and KPI Mid-Year Update	Completed
4th Quarter	
Regional Economic Development Strategy Phase 2 Update	Completed
Workforce Development Update	Completed
Investment Attraction Update Q3 – 2025	Completed
Invest Vancouver 2026 Budget and 5-Year Financial Plan	Completed
FDI Initiative Roundtables Update	Completed

72983006
*Some work may be contingent on external funding.



Webinar Invitation

Smart Growth: Why U.S. Firms Are Looking North

November 5, 2025 | 12:00 PM PST to 1:00 PM PST

As U.S. companies seek to grow both innovation and impact, Canada offers a competitive environment for firms looking to scale globally. Join us for an informative webinar to discover why the Metro Vancouver region is one of North America's top tech markets — combining world-class talent, a clear and predictable business environment, and exceptional quality of life.

Hear from experts at Invest Vancouver, EY Law LLP, Immigration, Refugees and Citizenship Canada (IRCC), and the British Columbia Provincial Nominee Program (PNP) as they share how your company can:

- Compare and contrast the current US and Canadian immigration environments as they relate to talent acquisition and retention.
- Access Canada's Global Skills Strategy and Global Talent Stream for fast, predictable work authorization.
- Tap into a deep pool, including 125,000+ tech professionals in Metro Vancouver at operating costs up to 50% lower than major U.S. hubs.
- Benefit from complimentary, customized support to establish and grow your presence in the Metro Vancouver region.

Whether you're exploring international expansion, growing your existing Canadian workforce, or seeking alternative immigration programs to access the global talent your business needs, this webinar will equip you with the insights and tools to make your next move.

Space is limited — reserve your spot today.

Click here to register

Not able to attend?
Invest Vancouver is pleased to offer complimentary one-on-one meetings where we can share tailored market intelligence, assist with site selection, and connect you with key stakeholders to support your growth in the region. Visit our website to learn more.

Municipal Labour Snapshot (Lightcast Q1 2025 dataset)

All Municipalities - MVR	Anmore	Belcarra	Bowen Island
Burnaby	Coquitlam	Delta	Langley City
Langley Township	Lions Bay	Maple Ridge	Metro Vancouver A
New Westminster	North Vancouver City	North Vancouver District	Pitt Meadows
Port Coquitlam	Port Moody	Richmond	Surrey
Tsawwassen	Vancouver	West Vancouver	White Rock

About the Municipal Labour Snapshot

The Municipal Labour Snapshot offers a high-level overview of labour market trends for the selected Metro Vancouver municipality. It presents data organized by industry (NAICS) and occupation (NOCS), helping users quickly understand the local workforce landscape. The data is sourced from Lightcast, a leading labour market analytics firm that aggregates and models information from government sources to provide localized insights. Additional data is available upon request

Municipal employment by industry (NAICS)

This dashboard organizes employment by industry data using the 2017 North American Industry Classification System (NAICS), a hierarchical framework that organizes industries into a hierarchical structure with codes ranging from two to six digits. The two-digit level represents broad industry sectors, while additional digits provide more specific subcategories. This data includes employed and self-employed individuals. Source: Lightcast Q1 2025 dataset

Figure 1 - Historical Trends in Employment Characteristics, 2015-2025

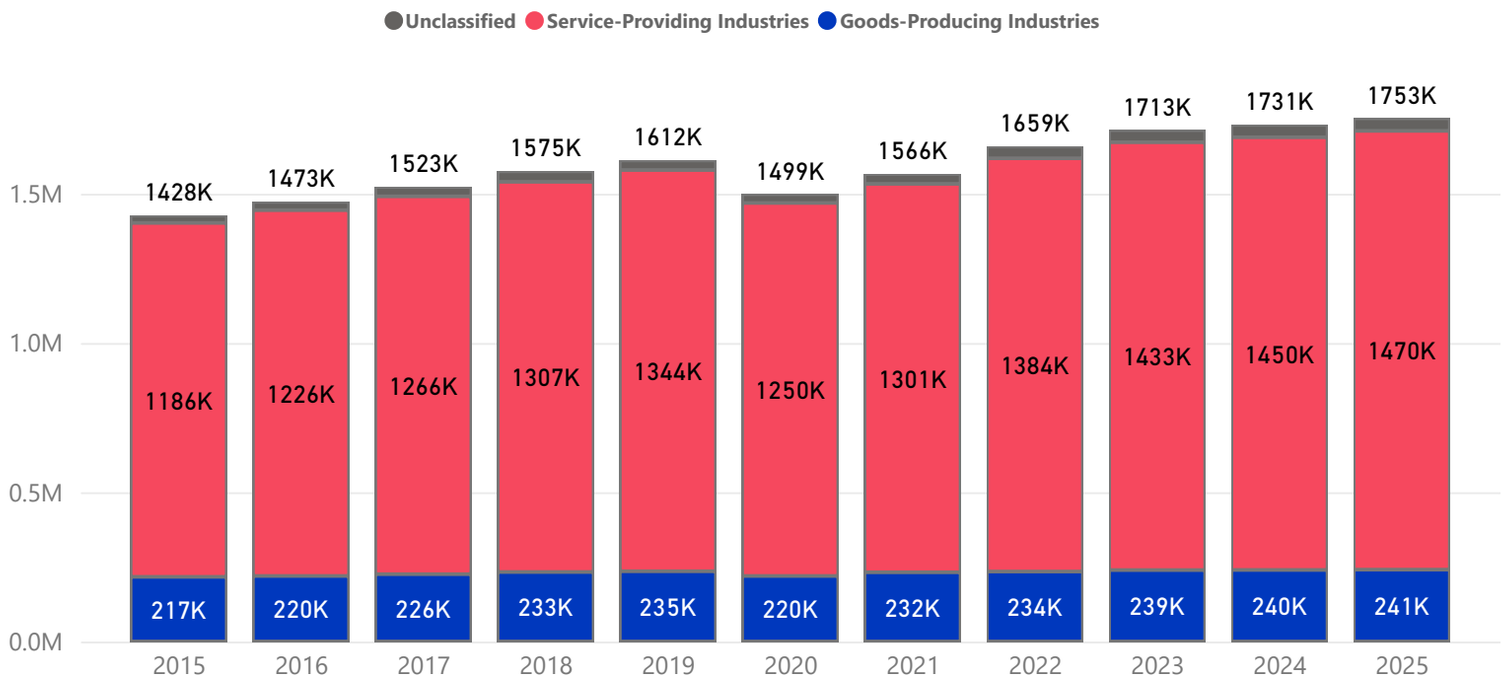

Figure 2 - Historical Trends in Service-Providing Supersectors, 2015-2025

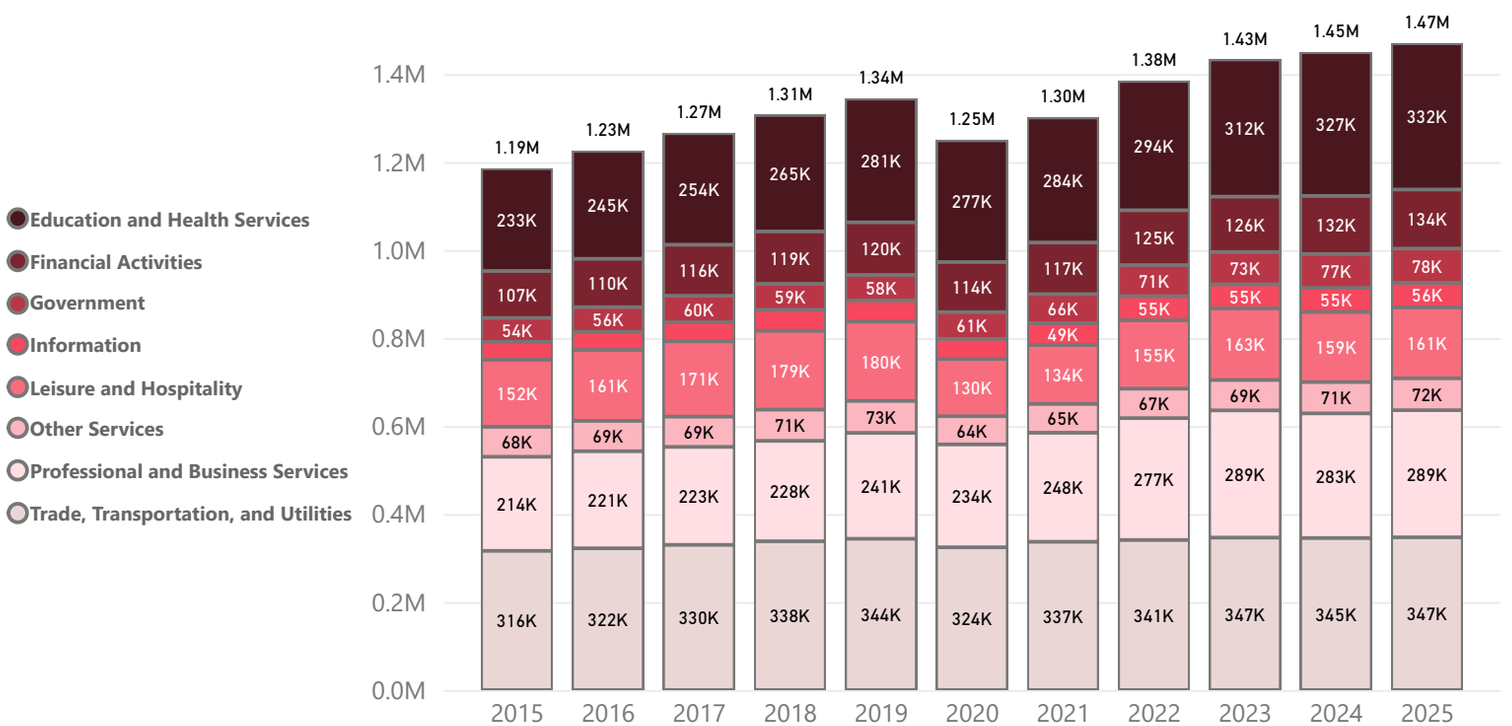

Figure 3 - Historical Trends in Goods-Producing Supersectors, 2015-2025

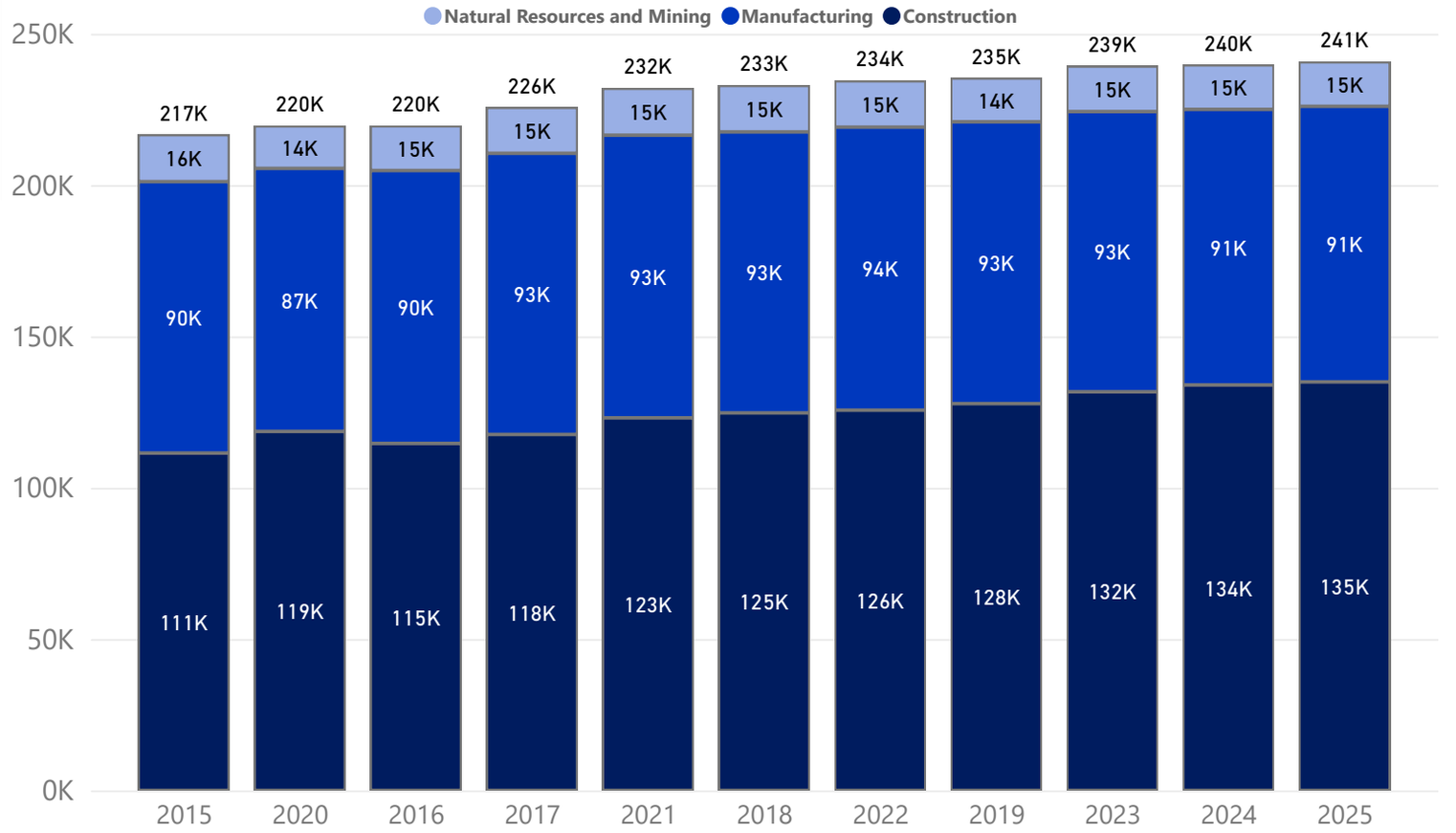

Figure 4 - Five Largest Employment Sectors (2-digit NAICS), 2015-2025

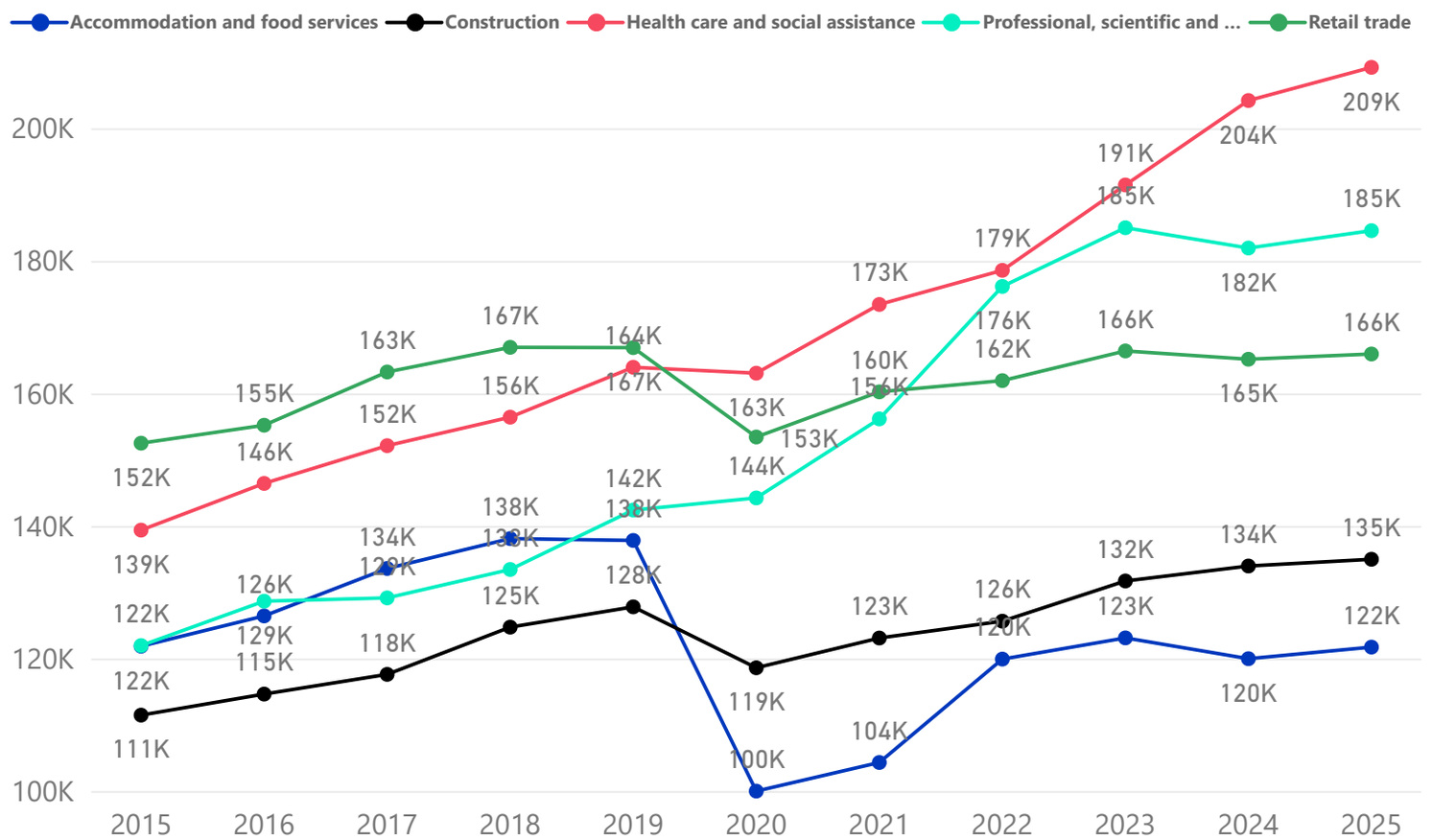

Figure 5 - Five Fastest Growing Employment Sectors (2-digit NAICS), 2015-2025, 2015 = 100

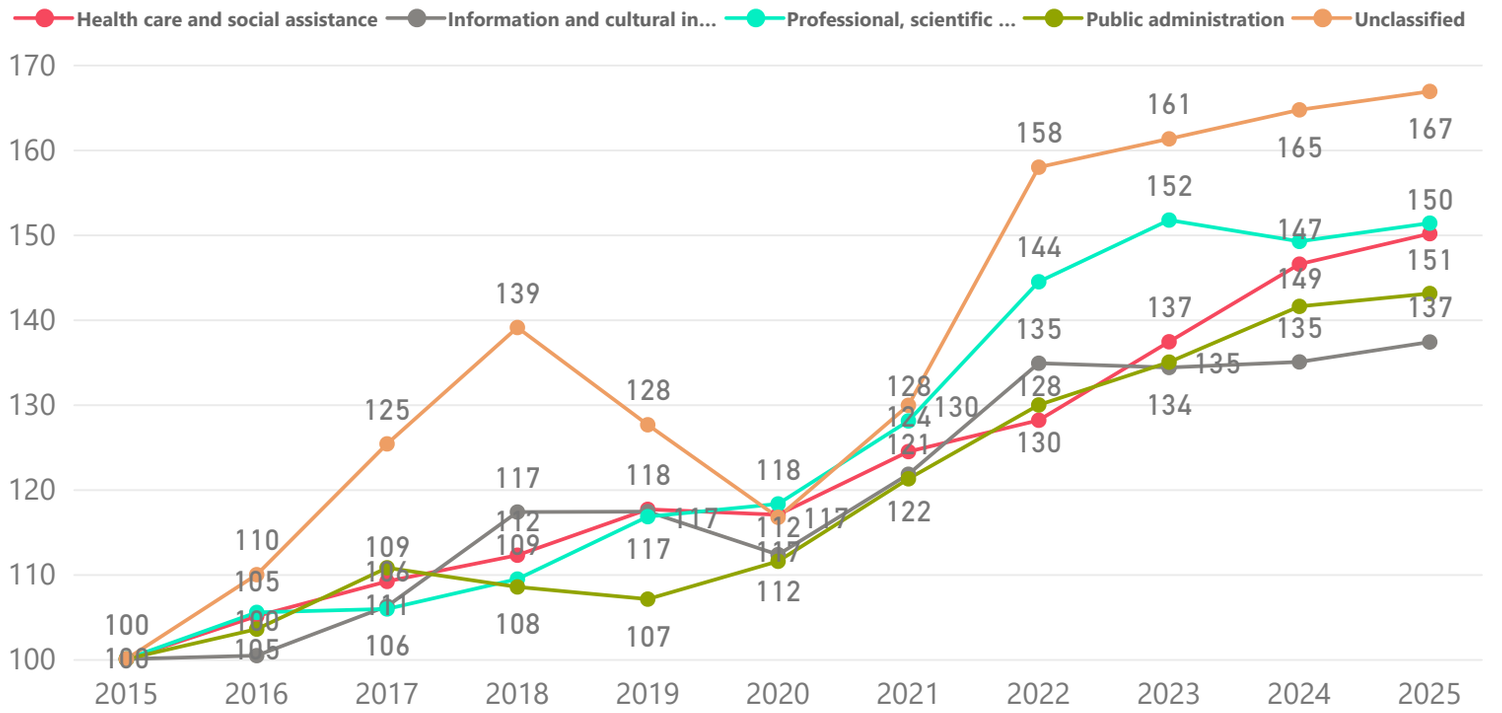

Table 1 - All Sectors by Number of Jobs (2-Digit NAICS)

Sector	2025 Jobs	Share of Local Jobs*	Share of Regional Jobs**	1-Year % Change	5-Year % Change	10-Year % Change
Health care and social assistance	209,200	11.9%	100.0%	2.5%	28.3%	50.1%
Professional, scientific and technical services	184,564	10.5%	100.0%	1.4%	28.0%	51.3%
Retail trade	165,954	9.5%	100.0%	0.5%	8.2%	8.8%
Construction	134,982	7.7%	100.0%	0.8%	13.8%	21.1%
Educational services	123,181	7.0%	100.0%	0.7%	8.2%	31.2%
Accommodation and food services	121,730	6.9%	100.0%	1.5%	21.7%	-0.1%
Transportation and warehousing	99,018	5.6%	100.0%	1.4%	13.9%	19.8%
Manufacturing	91,041	5.2%	100.0%	-0.0%	4.8%	1.5%
Administrative and support, waste management and remediation services	90,785	5.2%	100.0%	3.2%	19.1%	12.4%
Finance and insurance	82,179	4.7%	100.0%	1.5%	16.5%	25.7%
Public administration	77,849	4.4%	100.0%	1.1%	28.3%	43.0%
Wholesale trade	75,110	4.3%	100.0%	-0.7%	-2.0%	-1.1%
Other services (except public administration)	72,417	4.1%	100.0%	1.6%	13.0%	6.3%
Information and cultural industries	55,828	3.2%	100.0%	1.7%	22.3%	37.3%
Real estate and rental and leasing	52,053	3.0%	100.0%	1.9%	20.1%	26.0%
Unclassified	41,979	2.4%	100.0%	1.3%	43.0%	66.8%
Arts, entertainment and recreation	39,500	2.3%	100.0%	1.2%	30.8%	29.8%
Management of companies and enterprises	13,625	0.8%	100.0%	1.8%	1.7%	21.9%
Agriculture, forestry, fishing and hunting	9,532	0.5%	100.0%	-1.1%	-7.5%	-8.0%
Utilities	7,010	0.4%	100.0%	-0.4%	-4.9%	32.6%
Mining, quarrying, and oil and gas extraction	5,185	0.3%	100.0%	1.9%	37.8%	0.0%
Total	**1,752,722**	**100.0%**		**1.3%**	**17.0%**	**22.8%**

* % of employment out of municipality's total ** % of sector employment in municipality out of Metro Vancouver Region total

Table 2 - Industry Groups in the 3 Largest Sectors (4-digit NAICS)

Industry Group	2025 Jobs	1-Year % Change	5-Year % Change	10-Year % Change
Health care and social assistance	**209,200**	**2.5%**	**28.3%**	**50.1%**
General medical and surgical hospitals	36,292	1.8%	16.6%	6.9%
Offices of physicians	22,219	2.2%	7.8%	46.6%
Offices of other health practitioners	19,710	3.9%	44.3%	89.9%
Individual and family services	18,405	1.7%	27.3%	50.9%
Out-patient care centres	15,694	3.0%	40.9%	115.2%
Child day-care services	15,573	3.5%	70.0%	85.9%
Offices of dentists	15,198	2.8%	47.5%	37.8%
Residential developmental handicap, mental health and substance abuse facilities	11,298	4.0%	40.6%	119.6%
Nursing care facilities	11,223	2.7%	19.4%	61.0%
Community care facilities for the elderly	10,833	2.1%	25.2%	85.6%
Specialty (except psychiatric and substance abuse) hospitals	6,798	-3.6%	-7.5%	-8.1%
Other ambulatory health care services	6,708	7.0%	118.9%	245.4%
Other residential care facilities	5,602	2.0%	15.1%	20.9%
Home health care services	4,594	1.5%	11.6%	43.7%
Community food and housing, and emergency and other relief services	3,351	2.9%	54.4%	124.3%
Medical and diagnostic laboratories	2,815	2.6%	38.7%	78.8%
Vocational rehabilitation services	1,934	0.9%	23.4%	18.8%
Psychiatric and substance abuse hospitals	953	-5.0%	-28.9%	-20.0%
Professional, scientific and technical services	**184,564**	**1.4%**	**28.0%**	**51.3%**
Computer systems design and related services	57,707	2.6%	69.9%	145.9%
Architectural, engineering and related services	30,024	-0.4%	11.0%	15.7%
Accounting, tax preparation, bookkeeping and payroll services	21,358	2.5%	23.1%	42.9%
Legal services	19,334	0.9%	13.3%	38.5%
Management, scientific and technical consulting services	17,881	-2.5%	-9.2%	1.8%
Other professional, scientific and technical services	11,274	3.9%	30.4%	29.1%
Scientific research and development services	11,190	1.7%	49.6%	94.0%
Advertising, public relations, and related services	9,096	5.4%	47.2%	61.9%
Specialized design services	6,700	-0.1%	-1.8%	12.6%
Retail trade	**165,954**	**0.5%**	**8.2%**	**8.8%**
Grocery stores	32,405	0.6%	2.6%	9.6%
Health and personal care stores	19,993	1.4%	24.7%	26.1%
Clothing stores	18,937	0.5%	20.6%	9.5%
Automobile dealers	11,208	0.5%	7.2%	6.8%
Other general merchandise stores	7,934	0.4%	1.1%	11.2%
Sporting goods, hobby and musical instrument stores	7,568	1.7%	22.1%	10.8%
Electronic shopping and mail-order houses	6,796	2.5%	39.6%	140.3%
Building material and supplies dealers	6,693	-1.9%	-11.6%	-5.4%
Other miscellaneous store retailers	6,579	4.8%	43.7%	74.9%
Specialty food stores	6,104	0.3%	10.7%	9.2%
Department stores	5,916	0.1%	-1.8%	-7.7%
Beer, wine and liquor stores	4,868	0.4%	6.8%	28.5%
Electronics and appliance stores	4,396	-5.7%	-25.5%	-37.9%
Furniture stores	3,376	-0.6%	0.8%	-14.3%
Automotive parts, accessories and tire stores	3,344	1.5%	8.2%	32.5%
Gasoline stations	2,948	-1.3%	1.2%	-18.2%
Home furnishings stores	2,912	-0.6%	-6.9%	-19.8%
Used merchandise stores	2,343	2.4%	9.8%	25.3%
Shoe stores	2,240	0.4%	7.5%	0.0%
Office supplies, stationery and gift stores	2,045	-1.4%	-0.2%	-22.5%
Jewellery, luggage and leather goods stores	1,915	0.7%	22.1%	-31.6%
Direct selling establishments	1,776	-3.2%	-31.2%	-7.7%
Other motor vehicle dealers	1,299	0.1%	9.5%	18.7%
Lawn and garden equipment and supplies stores	1,009	-1.5%	10.3%	2.9%
Book stores and news dealers	714	-1.4%	8.3%	-10.6%
Florists	586	-4.9%	-31.9%	22.3%
Vending machine operators	50	-9.1%	-41.2%	-80.9%
Total	**559,718**	**1.5%**	**21.5%**	**35.3%**

Municipal employment by occupation (NOCs)

This dashboard organizes employment by occupation data using the 2021 National Occupational Classification (NOC), a hierarchical framework that categorizes occupations into a structured system with codes ranging from one to five digits. The one-digit level represents broad occupational groups, while additional digits provide more specific subcategories. This data includes employed and self-employed individuals. Source : Lightcast Q1 2025 dataset

Figure 6 - Five Largest Occupation Groups, 2015-2025 (1-digit NOCs), 2015 = 100

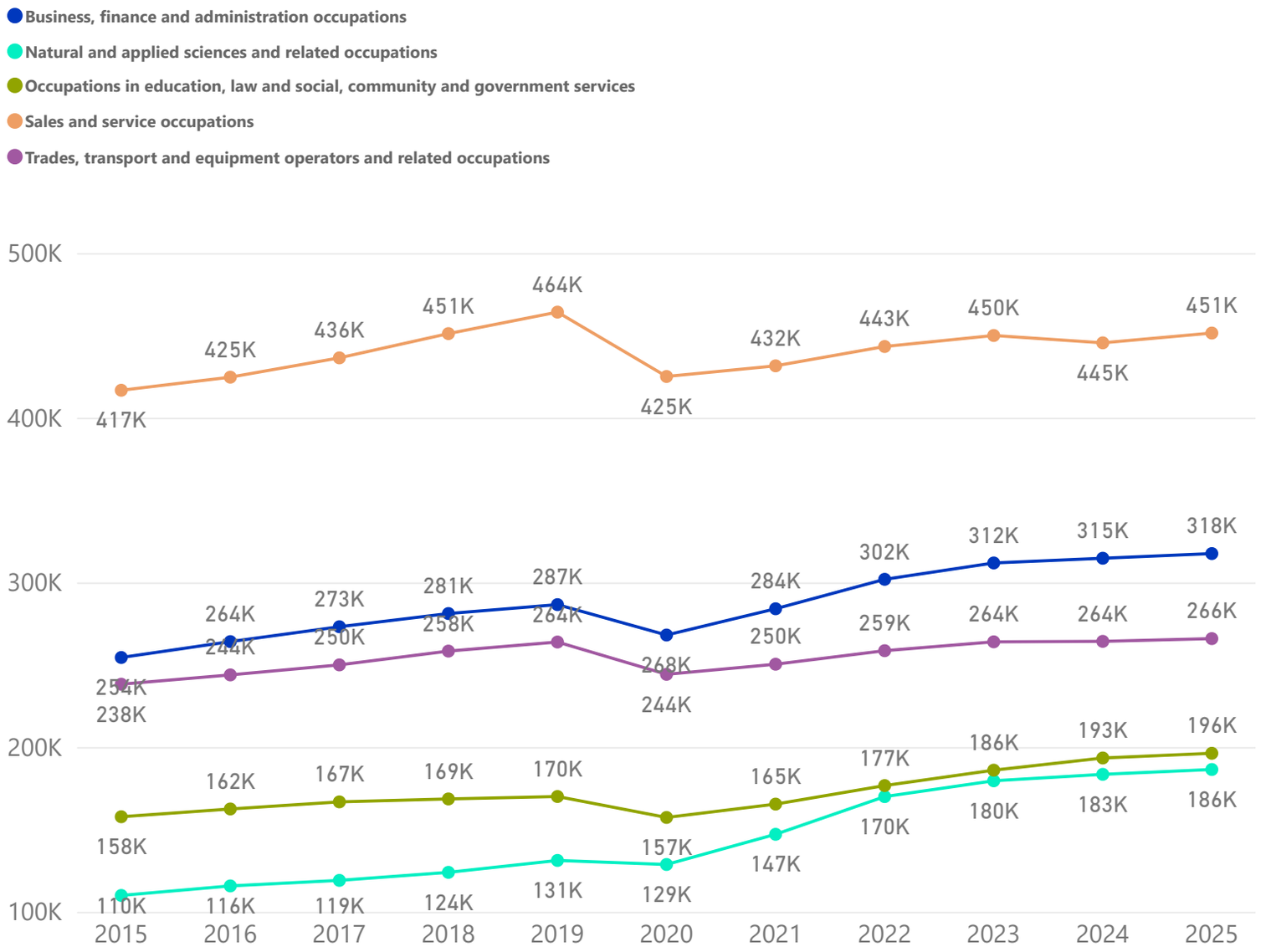

Figure 7 - Fastest Growing Occupation Groups, 2015-2025 (1-digit NOCs), 2015 = 100

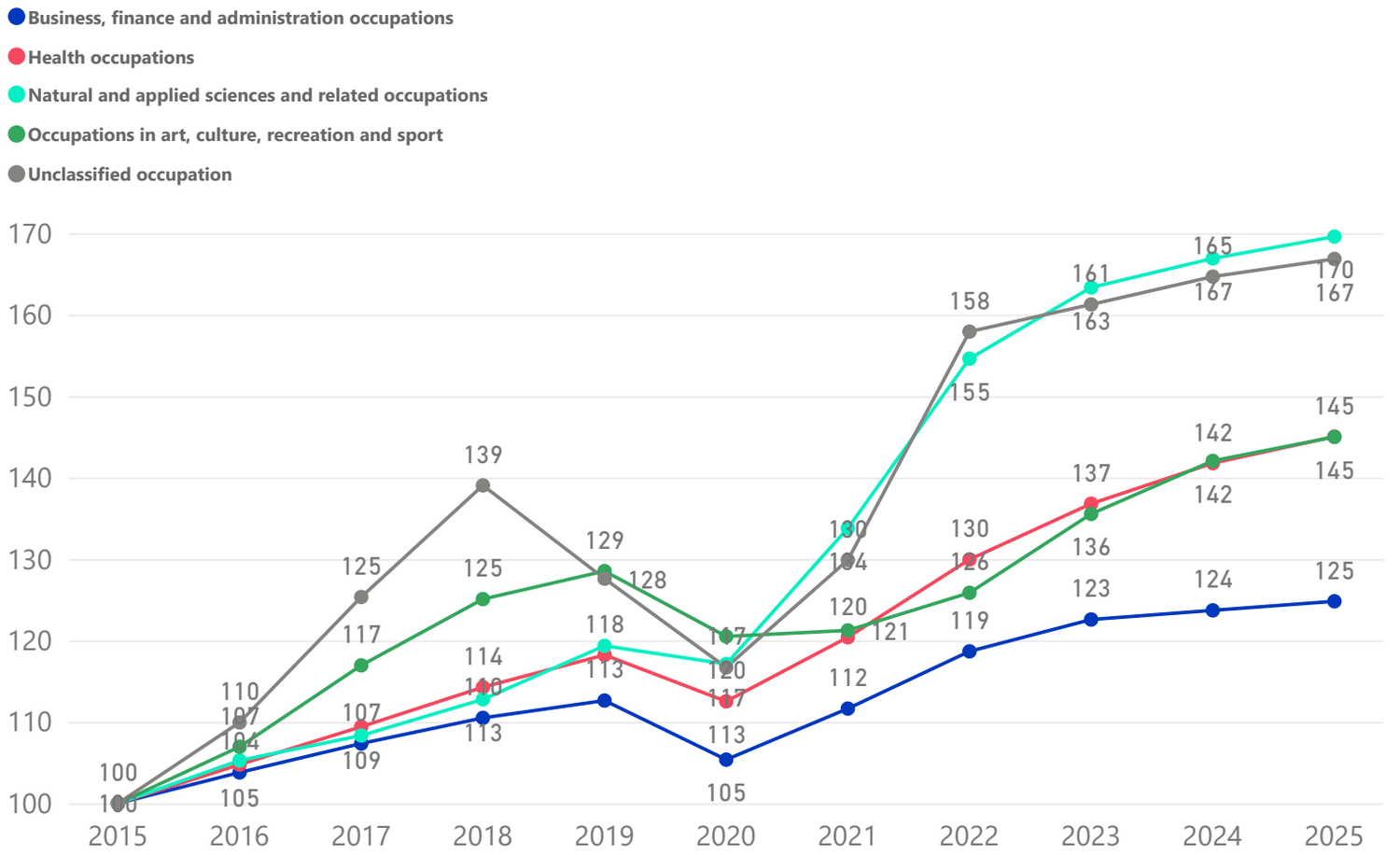

Table 3 - All Occupation Groups by Number of Jobs (1-digit NOCs)

Occupation Group	2025 Jobs	Share of Local Jobs*	Share of Regional Jobs**	1-Year % Change	5-Year % Change	10-Year % Change
Sales and service occupations	451,423	25.8%	100.0%	1.3%	6.2%	8.3%
Business, finance and administration occupations	317,512	18.1%	100.0%	0.9%	18.5%	24.8%
Trades, transport and equipment operators and related occupations	265,880	15.2%	100.0%	0.6%	8.9%	11.6%
Occupations in education, law and social, community and government services	196,240	11.2%	100.0%	1.5%	24.8%	24.4%
Natural and applied sciences and related occupations	186,393	10.6%	100.0%	1.6%	44.8%	69.6%
Health occupations	127,400	7.3%	100.0%	2.3%	28.9%	45.0%
Occupations in art, culture, recreation and sport	78,587	4.5%	100.0%	2.1%	20.3%	45.0%
Occupations in manufacturing and utilities	59,813	3.4%	100.0%	0.5%	5.0%	6.4%
Unclassified occupation	41,979	2.4%	100.0%	1.3%	43.0%	66.8%
Natural resources, agriculture and related production occupations	21,223	1.2%	100.0%	0.9%	3.3%	1.0%
Legislative and senior management occupations	6,265	0.4%	100.0%	2.7%	45.7%	1.2%
Total	**1,752,715**	**100.0%**		**1.3%**	**17.0%**	**22.8%**

* % of employment out of municipality's total

** % of occupation group employment in municipality out of Metro Vancouver Region total

Table 4 - All Occupation Major Groups by Number of Jobs (2-digit NOCs)

Occupation Major Group	2025 Jobs	1-Year % Change	5-Year % Change	10-Year % Change
Sales and service support occupations	139,923	1.6%	4.2%	6.4%
Sales and service representatives and other customer and personal services occupations	131,278	0.6%	3.1%	-1.0%
Professional occupations in natural and applied sciences	121,426	1.6%	54.8%	90.1%
Professional occupations in law, education, social, community and government services	112,836	1.7%	30.0%	29.3%
Technical trades and transportation officers and controllers	110,430	0.1%	5.8%	9.5%
Professional occupations in finance and business	97,105	1.5%	27.2%	67.3%
Administrative and financial support and supply chain logistics occupations	74,278	0.2%	3.2%	-15.8%
Retail sales and service supervisors and specialized occupations in sales and services	63,782	1.9%	10.6%	20.6%
Professional occupations in health	63,580	2.8%	33.8%	42.8%
Occupations in sales and services	63,375	2.0%	8.9%	21.7%
General trades	60,069	0.4%	-1.9%	-4.8%
Administrative and financial supervisors and specialized administrative occupations	59,036	1.1%	19.9%	45.0%
Administrative occupations and transportation logistics occupations	56,837	0.5%	17.0%	29.2%
Middle management occupations in retail and wholesale trade and customer services	53,066	1.1%	11.5%	11.5%
Helpers and labourers and other transport drivers, operators and labourers	52,231	1.6%	24.2%	25.9%
Technical occupations related to natural and applied sciences	47,678	0.9%	13.3%	26.8%
Front-line public protection services and paraprofessional occpt. in legal, social, community, educ. services	43,860	1.6%	23.5%	25.2%
Unclassified occupation	41,979	1.3%	43.0%	66.8%
Assisting occupations in support of health services	33,522	2.0%	25.3%	54.2%
Middle management occupations in trades and transportation	31,712	0.8%	16.3%	42.1%
Specialized mid. mngmt. occupations in admin. services, fin. and bus. services and comm. (except brdcst.)	30,255	1.1%	38.2%	28.9%
Machine operators, assemblers and inspectors in processing, manufacturing and printing	29,211	-0.4%	-0.8%	-0.8%
Technical occupations in art, culture and sport	28,935	1.8%	22.9%	69.5%
Technical occupations in health	27,311	1.4%	20.3%	36.5%
Professional occupations in art and culture	19,980	2.3%	26.4%	38.5%
Assisting occupations in education and in legal and public protection	19,005	-0.0%	17.2%	22.4%
Specialized mid. mngmt. occupations in engineering, architecture, science and information systems	17,288	3.7%	110.8%	104.9%
Occupations in art, culture and sport	15,736	1.7%	5.9%	31.0%
Harvesting, landscaping and natural resources labourers	12,323	2.7%	20.1%	9.6%
Support occupations in sport	11,886	2.9%	26.4%	31.8%
Managers in public admin., in educ. and social and community services and in public protection services	11,497	1.8%	28.2%	50.9%
Mail and message distribution, other transport equipment operators and related maintenance workers	11,438	2.0%	23.8%	10.0%
Processing, manufacturing and utilities supervisors and utilities operators and controllers	11,132	0.1%	-1.1%	14.5%
Labourers in processing, manufacturing and utilities	9,723	1.7%	-0.6%	-6.7%
Middle management occupations in manufacturing and utilities	9,160	2.3%	56.7%	48.8%
Care providers and legal and public protection support occupations	8,009	0.9%	-11.9%	-26.8%
Legislative and senior managers	6,265	2.7%	45.7%	1.2%
Supervisors in natural resources, agriculture and related production	3,925	-0.3%	-7.4%	-11.1%
Specialized middle management occupations in health care	2,987	3.4%	59.8%	88.7%
Middle management occupations in production and agriculture	2,588	-2.1%	-16.2%	-9.0%
Specialized middle management occupations in art, culture, recreation and sport	1,571	2.5%	33.0%	14.1%
Occupations in natural resources and related production	1,468	-0.7%	-13.4%	22.6%
Student monitors, crossing guards and related occupations	1,034	3.8%	54.7%	-24.2%
Workers in natural resources, agriculture and related production	919	-5.5%	-27.3%	-29.7%
Central control and process operators and aircraft assembly assemblers and inspectors	587	1.0%	-8.0%	26.6%
Support occupations in art and culture	479	0.9%	-7.5%	61.9%
Total	**1,752,715**	**1.3%**	**17.0%**	**22.8%**

Coast Reporter Article titled "Europe and Asia to U.S. in Metro Vancouver Investment Leads", by Stefan Labbe, dated October 2, 2025

Metro Vancouver's foreign investment pipeline climbs 61%, led by Europe and Asia

High-tech and green economy firms showed the most interest in coming to Metro Vancouver at a time the region's economic development agency seeks to diversify beyond U.S. multinationals

Metro Vancouver's economic development agency says it has boosted the number of foreign companies it is actively courting to invest in the region by 61 per cent since the start of the year—with interested European investors remaining ahead of their U.S. counterparts.

European companies accounted for 30 per cent of all potential investors over the first six months of 2025, according to a report from Katie Fitzmaurice, Invest Vancouver's executive vice-president.

Asian firms have shown a growing interest in Metro Vancouver, with leads from South Korea, Singapore and Taiwan placing the region in second at 25 per cent, added Jacquie Griffiths, president of the agency. Another 17 per cent of leads came from U.S. companies while 15 per cent came from elsewhere in Canada at 15 per cent.

If all of the leads were realized, Invest Vancouver estimates they would lead to $4.4 billion in foreign direct investment and more than 3,000 jobs, according to the report from Katie Fitzmaurice, the agency's executive vice-president.

Fitzmaurice, who is slated to present the numbers to Metro's Board of Directors Friday, said in her report that around the world, "reduced venture capital flows, global trade uncertainty, and elevated interest rates have resulted in delayed decision-making, tighter selection criteria, and heightened competition among jurisdictions."

"The current economic climate presents major challenges for investment attraction," Fitzmaurice wrote. "As economic conditions worsen, foreign investors are exercising greater caution—especially in innovation-driven sectors like tech and life sciences, where capital availability is increasingly constrained."

Despite the headwinds, Invest Vancouver has increased its active investment pipeline to 151 companies, adding 63 new leads in the second quarter alone—progress Fitzmaurice said demonstrates the importance of a "coordinated regional strategy especially during periods of economic uncertainty."

High-tech, green economy firms show most interest in Metro Vancouver

About a third of the potential investments are in the high-tech sector, followed by 17 per cent in the green economy, 16 per cent in life sciences, and 11 per cent in digital media and entertainment. Agri-tech firms also showed a growing interest in investing in the region.

Many of the new leads came from domestic investment attraction events like the 2025 Web Summit Vancouver, while several others came from international missions in Germany, Taiwan, Singapore, the Netherlands, the U.S. and France.

A 2024 report from Invest Vancouver found U.S. multinationals accounted for about 231,000 jobs, representing about two-thirds of employment tied to foreign-owned companies. However, even then, European, Asian and Canadian firms domiciled elsewhere in the country were rapidly expanding investment.

Between 2016 and 2022, Metro Vancouver jobs tied to Swedish companies climbed faster than any other country at 885 per cent. Jobs connected to Chinese firms climbed 832 per cent, while those from Canada rose nearly 390 per cent, according to the 2024 report.

At the time, the largest source of non-U.S. foreign direct investment came from British, Swedish, Japanese and French multinational firms.

Now, amid heightened uncertainty surrounding the U.S., Fitzmaurice said Invest Vancouver is actively looking to deepen engagement with Europe and Asia to “diversify opportunity and reduce risk.”

The latest report cited “notable interest” from the United Kingdom, Germany, Taiwan, Singapore and South Korea. It also confirmed four companies landed in the region in the first half of 2025.

Multinationals landing in Metro Vancouver

From Norway, Elywhere is making a $50-million investment in Surrey, B.C. The company—which develops battery-boosted electric vehicle charging stations—is partnering with Metro Vancouver and BC Hydro to deploy fast-charging anywhere, even in areas where the local electrical grid is too weak or expensive to directly connect a powerful charger.

The Taiwanese restaurant chain Din Tai Fung—which is famous for its soup dumplings and has appeared several times in local Michelin Guides—has landed in Vancouver as part of its North American expansion plan that will support 300 new jobs.

Out of Germany, Fitzmaurice pointed to Incari GmbH, a “deeptech” software company that is developing a “low-code” platform that provides an interface between humans and machines. The company’s technology has been widely used in the automotive industry, industrial machinery, household appliances, smart-home systems, as well as aerospace and medical technology.

Initially looking to employ just a few software developers in B.C., the company has plans to lease office space in the region and is considering setting up a Metro Vancouver-based start-up “in the near future,” according to the report.

And from South Korea, BeroAI opened an office in Vancouver this year to carry out research and development for its artificial intelligence technology that claims to “bridge the communication gap between humans and their pet dogs.” The company says it’s developing a system, including hardware like a smart collar, that fuses motion, audio and context to detect and interpret a dog's behaviour and emotional state in real time.

B.C. saw steep decline in venture capital investment

Invest Vancouver said it also saw some leads dry up. Over the first six months of the year, it abandoned 16 companies the agency had previously pursued but later determined are no longer viable. One company the investment promotion arm had chased chose to locate in Edmonton, while another went to Abbotsford where it determined there was more agricultural land available, according to the report.

The data comes as B.C.’s ability to bring in venture capital investment appeared to decline following U.S. President Donald Trump’s imposition of global tariffs. Venture capital investment in B.C. fell 50 per cent in the first three months of 2025, compared to the previous year.

In a second report to the board, Fitzmaurice noted the region faces talent shortages in multiple sectors—including technology, cleantech and life science —“posing barriers to innovation and growth.”

The economic agency plans to turn its federally funded job training programs, which currently focus on cybersecurity and medical technology, into a permanent, self-sustaining model that supports the region's top industries.

Correction: A past version of this story mistakenly cited a potential $4.4 million in investment should all of Invest Vancouver's leads come through. In fact, the potential investment is $4.4 billion.

WESTERN INVESTOR

Key sectors underpin Metro Vancouver's growth ambitions

John Kurucz and Peter Mitham
about 2 hours ago

Metro Vancouver is one of the top cities in North America for tech talent, but a broad-based strategy is key to supporting ambitious aims of 3 per cent GDP growth annually through 2030. | Invest Vancouver

Greater Vancouver boasts the third largest economy of any metropolitan centre in Canada, according to Statistics Canada, which pegged the region's gross domestic product at $183 billion in 2021.

A Greater Vancouver Board of Trade (GVBOT) report earlier this year called for renewed efforts to grow GDP by 3 per cent a year through 2030, an ambitious goal that could create tens of thousands of new jobs, boost per capita GDP by at least $9,000 per person, and generate at least $4 billion for government services.

Metro Vancouver currently expects a regional workforce of 1,683,000 to 1,698,800 by 2030, up from 1,437,500 in 2021.

Industrial lands are key to the region's prosperity, directly contributing $31.3 billion to the region's GDP as well as a further $18.9 billion in indirect and induced value. However, the supply is constrained by lengthy permitting processes as well as onerous development cost charges on industrial development that create barriers to making the most of employment lands.

GVBOT would like to see changes, including a commitment by municipalities to make more industrial and trade-enabling land available for development.

Within Vancouver itself, multiple changes have taken place to industrial zoning designed to accommodate both traditional industrial uses and new variations to support innovation and job growth.

Invest Vancouver, the economic development agency of Metro Vancouver, has identified three key sectors of particular interest, says Invest Vancouver senior economist Gregory Freeman.

Tech, life sciences as well as digital media and entertainment are not only attracting foreign investment, but exhibiting record job growth as they attract talent to the region.

CBRE Ltd.'s annual survey of tech markets in North America ranked Vancouver among the top 10 friendliest cities on the continent for tech workers and employers based on the city's labour market conditions, costs and quality.

"If you had to pick the top 10 reasons for why Vancouver scored so high, the first three are talent," Freeman said. "What you're really hoping for is that virtuous cycle where companies looking to hire come to a place because they have talent, and we seem to be in that spot at the moment."

Software and information technology firms headquartered in the region attracted more than US$14 billion worth of investment between 2020 and 2024.

The fast-growing artificial intelligence sector now has 180 companies in the region, accounting more than US$1.8 billion worth of investment between 2018 and 2023.

Digital media and entertainment companies are also making significant contributions to the local economy, with industry association Creative BC estimating the contribution to provincial GDP at more than $2 billion in 2023.

Metro Vancouver represents the third largest centre in North America for film and TV production, thanks in part to sharing a time zone with Los Angeles and Silicon Valley as well as being a key

gateway to the Asia-Pacific region.

The sector now accounts for north of 40,000 jobs in the region, at global leaders such as Microsoft and Sony as well as independent contractors.

“The most interesting thing about these industries is the extent to which they tend to cluster,” Freeman said. “You need to have a congregation of talent and all the supporting services – rental companies, caterers, trades – and we have all of that together here.”

A beneficial cluster also exists in the life science sector, with close to 17,000 employees regionally and US$3.5 billion worth of local investments from 2018 to 2023.

A cluster of life sciences and tech labs moving into the False Creek Flats will assist clinical supports and research near the new St. Paul’s Hospital, set to open in 2027.

Biotech, pharma and digital health players in the local ecosystem include world-renowned names such as AbCellera, StemCell, Numinus, MacroHealth and numerous others.

“There’s a very collaborative culture in those industries here, where if you’re struggling with certain issues, there is collaboration not just from academia to industry, but within the industry itself,” Freeman said.

BRITISH COLUMBIA

StrongerBC
for everyone

LOOK WEST

Jobs and Prosperity for a Stronger BC and Canada

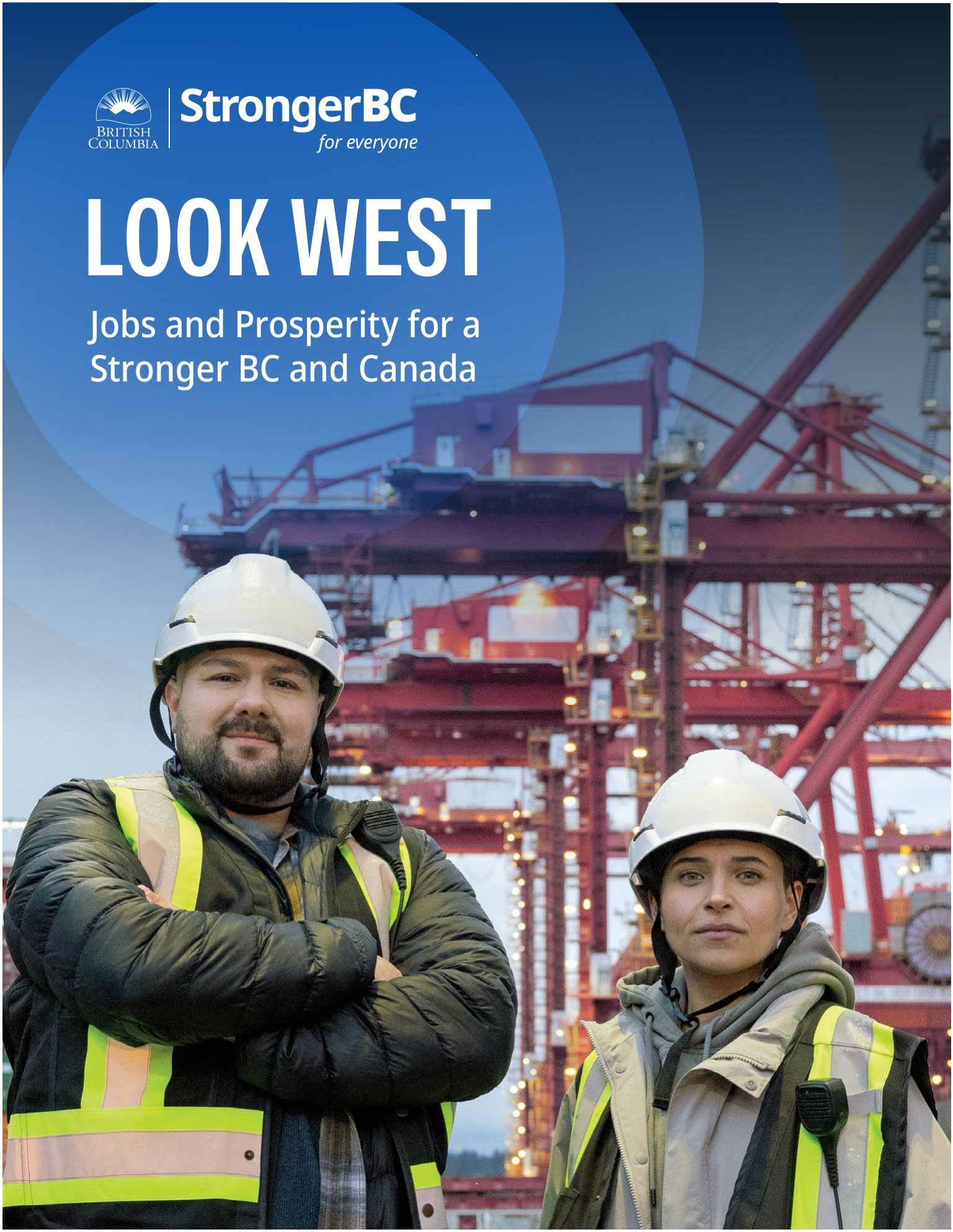

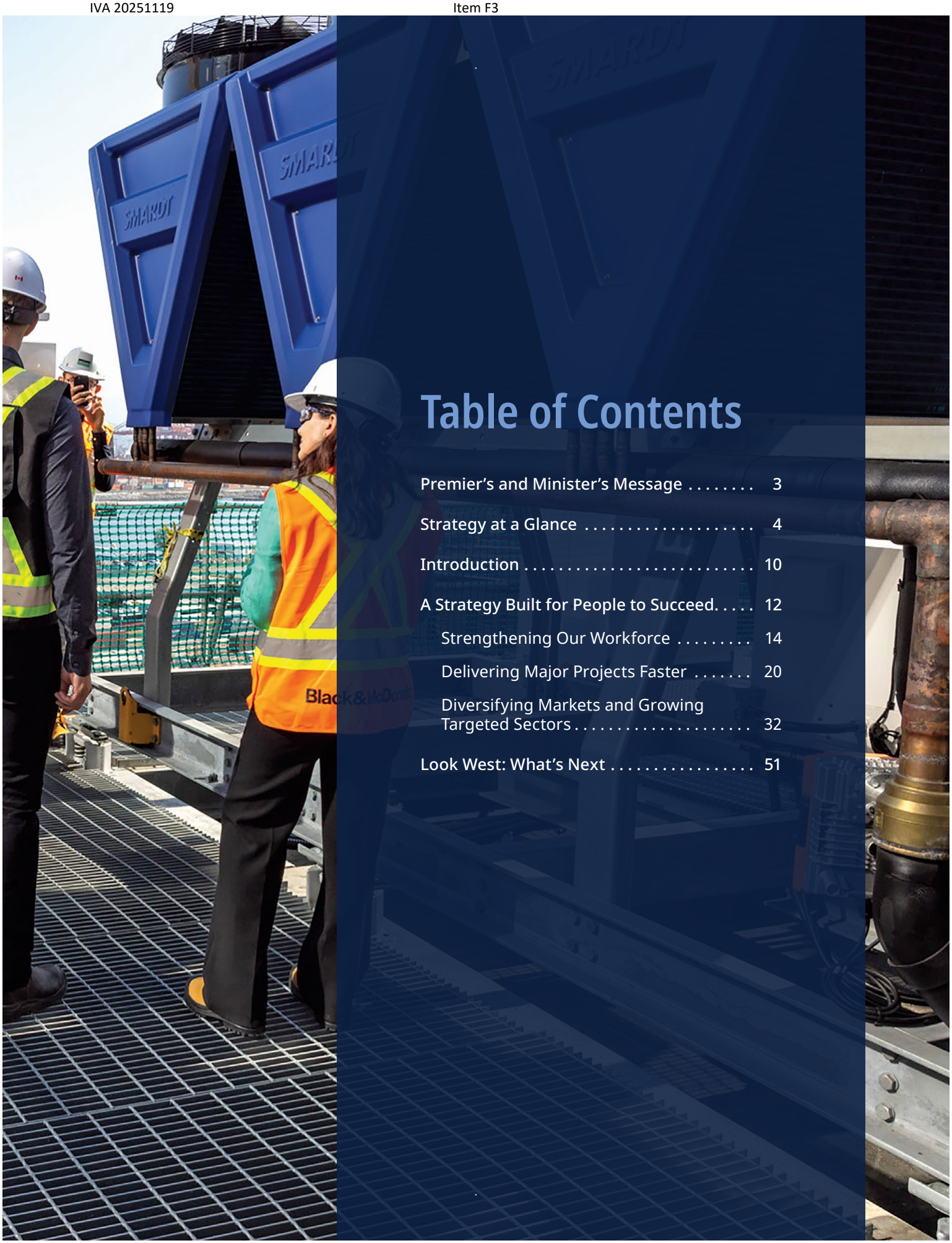

Table of Contents

Premier's and Minister's Message 3

Strategy at a Glance 4

Introduction 10

A Strategy Built for People to Succeed. 12

Strengthening Our Workforce 14

Delivering Major Projects Faster 20

Diversifying Markets and Growing Targeted Sectors 32

Look West: What's Next 51

MAIN
ENTRANCE

PREMIER'S AND MINISTER'S MESSAGE

The world is changing and B.C. is ready. We are uniquely positioned with our geography, our resources, and our innovative, diverse workforce to build our economy, protect what's important to us and lead the country in generating jobs and prosperity. Our door is open, and we are welcoming the world.

We are turning the Trump administration's tariff threats into an opportunity to find new partners and new markets. We have fast-tracked nation-building projects, provided support to workers and brought the federal government in to help transform forestry.

In the past few months, B.C. has almost half of the major projects announced by the federal government. Here's what we'll do next:

- Strengthen our workforce by doubling investment in skilled trades training by 2028-29
- Build major projects faster with $200 billion in investment and faster permits
- Diversify markets and grow industries by securing 35% of federal defence vessel contracts, and doubling employment in tech and life sciences

Train British Columbians to work in our critical minerals mining, infrastructure and energy projects.

Build the North Coast Transmission Line, a line that will be co-owned with First Nations and will provide B.C.'s 98% renewable energy to the northwest.

Grow our diverse sectors, such as technology, the maritime sector, agriculture, aerospace and life sciences, to take on new markets around the world.

The recent federal budget announced $6.6 billion over five years on spending for its forthcoming defence industrial strategy. We will ensure that B.C. gets its fair share and that this money helps B.C. grow important sectors.

When presented with great challenges, British Columbians meet the moment — and work together to get big things done. This is one of those moments.

B.C. is proud to become the new economic engine of Canada, delivering prosperity to all Canadians.

Honourable David Eby
Premier of
British Columbia

Honourable Ravi Kahlon
Minister of Jobs and
Economic Growth

STRATEGY AT A GLANCE

1. Strengthening Our Workforce
2. Delivering Major Projects Faster
3. Diversifying Markets and Growing Targeted Sectors

SKILLED WORKERS

ENERGY

CRITICAL MINERALS

MARITIME

LIFE SCIENCES

AI & QUANTUM COMPUTING

AEROSPACE

CONSTRUCTION INNOVATION

TRADE & LOGISTICS INFRASTRUCTURE

AGRICULTURE & FOOD PROCESSING



1 Strengthening Our Workforce

3-Year Target

Investing in Skills Training

SKILLED WORKERS

BUILDING FROM STRENGTH

50,000 apprentices

21,800 apprentice seats

4,000 tech spaces

Investments in micro-credentials and work-integrated learning

IN PROGRESS

- Doubling the investment in trades training to **$214** million annually by 2028-29
- Investing in highly qualified professionals training

GOALS

1. Skilled trades workforce needed to build major projects over the next decade
2. Specialized highly qualified professionals needed for strategic sectors and economic diversification
3. Maximize access to external talent

2 Delivering Major Projects Faster

10-Year Target

Securing $200 billion in Major Project Investment by Meeting and Beating Permitting Timelines

ENERGY

CRITICAL MINERALS

BUILDING FROM STRENGTH

18 B.C. priority projects, including **four** critical mineral mines, **10** renewable energy projects

Supply of critical minerals

North Coast Transmission Line to power northern industries

Natural gas and liquids

Highland Valley Copper Mine Expansion

IN PROGRESS

- Eskay Creek
- Red Chris Expansion
- Mt. Milligan Expansion
- BC Hydro Calls for Power
- LNG and Natural Gas projects

GOALS

1. By 2032 we will have:
   - **four** new mines or expansions in operation
   - **three** new natural gas projects
   - **eight** new renewable energy projects operational
2. Continue to build our manufacturing supply chain to serve major projects
3. By 2030: 50% reduction in water and land authorizations timeline

3 Diversifying Markets and Growing Targeted Sectors

10-Year Target

Securing 35% of Federal Defence Vessel Contracts

MARITIME

BUILDING FROM STRENGTH

Largest maritime sector

$7.2 billion in output

34,250 workers

Shipyards specializing in shipbuilding, maintenance, repair and overhaul

Seaspan as strategic partner

IN PROGRESS

- Projects building B.C.'s maritime supply chain
- Advocacy for additional joint supply ships, corvettes, submarine support work and ice breakers

GOALS

1. Build a ship recycling industry with First Nations
2. Grow B.C.'s maintenance, repair and overhaul sector by 50%
3. Integrate our advanced technologies into the maritime supply chain
4. Grow the maritime workforce

10-Year Target

Boosting Life Sciences Economic Impact by 75% and Doubling Employment to 40,000

LIFE SCIENCES

BUILDING FROM STRENGTH

Fastest-growing life sciences sector in Canada

2,000 companies

20,000 workers

$1.7 billion in leveraged investment

IN PROGRESS

- Research funding
- Commercialization projects for health sector
- Advanced biomanufacturing capabilities
- Infrastructure investments, including wetlabs and training facilities

GOALS

1. Make B.C. a leader in biodefence by creating an advanced mRNA and Lipid Nanoparticles Hub
2. Grow B.C.'s expertise in nuclear medicine
3. Expand clinical trials infrastructure and capacity
4. Grow the pool of capital available to B.C.'s life-sciences companies
5. Double employment to 40,000
6. Leverage anonymized health data to help B.C. companies grow

3 Diversifying Markets and Growing Targeted Sectors

continued from page 6

10-Year Target

Growing Economic Value of Tech Sectors by 75% and Doubling Employment to 400,000

AI & QUANTUM COMPUTING

BUILDING FROM STRENGTH

Birthplace of quantum

Leaders in quantum annealing and spin qubit technologies

600 AI companies with majority generating revenue

IN PROGRESS

- Quantum cybersecurity capacity building
- Funding AI and quantum computing use cases
- Process to enable electricity infrastructure to support AI sector

GOALS

1. Advance B.C.'s expertise in quantum computing
2. Lead Canada in developing and testing quantum and AI use cases for commercial and government purposes
3. Double the size of the AI and quantum sectors
4. Create K-12 AI advisory committee

10-Year Target

Expanding Manufacturing and Maintenance, Repair and Overhaul Sub-Sectors

AEROSPACE

BUILDING FROM STRENGTH

$2.5-billion industry

16,300 jobs

IN PROGRESS

- Projects building B.C.'s aerospace supply chain, including funding for COTA Aviation specializing in Canada's defence and commercial aerospace sectors
- Advocacy for aerospace defence procurements

GOALS

1. Build aerospace manufacturing clusters to support defence procurements
2. Grow the maintenance, repair and overhaul sector through talent investment
3. Build B.C.'s aerospace supply chain by supporting commercialization and de-risking adoption of B.C. products

3 Diversifying Markets and Growing Targeted Sectors

continued from page 7

10-Year Target: Tripling the Amount of B.C. Wood Used in Construction

CONSTRUCTION INNOVATION

BUILDING FROM STRENGTH

$25-billion industry

Leader in mass timber and built environment

More than 410 buildings completed and 60 in planning, which is 20 times more per capita than the rest of North America

IN PROGRESS

- Funding for Kalesnikoff Mass Timber to grow its operations in Castlegar and Ron Anderson & Sons in Chemainus to use innovative technologies to diversify product lines
- Policy and regulatory changes to create domestic markets/ accelerate adoption

GOALS

1. Leverage Build Canada Housing funding and tools to utilize B.C. wood
2. Boost value-added products and speed throughput by factory construction
3. Streamline processes, policy and regulations to enable use of B.C. products
4. Apply digital tools and innovation to increase productivity

10-Year Target: Doubling Throughput and Exports to Non-U.S. Markets

TRADE & LOGISTICS INFRASTRUCTURE

BUILDING FROM STRENGTH

The Port of Vancouver is Canada's largest and moves as much cargo as Canada's next five largest ports combined

The Port of Prince Rupert is the **third** busiest port in Canada

YVR is **second** amongst Canadian airports for cargo

B.C. ports offer the fastest transit times to Asia

The transportation and warehousing sector provides 156,000 jobs through 8,700 businesses

IN PROGRESS

- Projects building B.C.'s transportation and logistic supply chain
- Prince Rupert Port Authority Second Terminal
- Clean energy in transport
- AltaGas REEF facility expansion at the Port of Prince Rupert
- Expanding into new markets in Asia and Europe

GOALS

1. Aim to double throughput
2. Optimize existing networks through innovation
3. Target actions to remove bottlenecks
4. Eliminate inter-provincial trade barriers
5. Develop an industrial land strategy

3 Diversifying Markets and Growing Targeted Sectors

continued from page 8

10-Year Target

Growing Agriculture and Food Exports by 25%, and Expanding Non-U.S. Market Exports by 25%

AGRICULTURE & FOOD PROCESSING

BUILDING FROM STRENGTH

$19-billion industry

$6 billion in exports

74,000 jobs

IN PROGRESS

- Vitalus and Punjab Milk Foods expansions spur milk protein sector
- Greenhouse sector expansion in both capacity and types of commodities grown
- Project AgriGuard, a large-scale food byproduct rendering facility, will increase domestic and international rendering and export capacity

GOALS

1. Create new opportunities for agriculture, agritech and the food-processing sector
2. Leverage **17%** increase in dairy production to spur new milk and plant protein value-added manufacturing sector
3. Increase greenhouse production
4. Create an environment that reduces costs, supports scale and improves affordability

INTRODUCTION

Our economy is strong and resilient — and B.C. has outperformed time and time again.

We're leading the fight for a stronger B.C. and a stronger Canada with a targeted strategy to deliver major projects faster, expand skills training, and strengthen key sectors. And we're leveraging B.C.'s strengths to be the economic engine of Canada, including our skilled workforce, our natural resources, and ports to deliver to two-thirds of the world as Canada's gateway to Asian markets.

Look West is a targeted strategy outlining B.C.'s approach for rising to the challenges brought on by Trump's tariffs and increasing global economic instability, and lays out priorities for the path ahead — to deliver jobs and opportunities for people.

- It builds on our strengths — training up and **growing our skilled workforce** to deliver major projects, and position people to pursue new jobs and opportunities.
- It generates growth through **major projects** — speeding up permitting and delivering big projects that generate good jobs and economic growth faster.
- It moves us forward — delivering **sector action plans** to diversify and balance our economy, from critical minerals to tech and life sciences, to defence-related industries, maritime and aerospace, and tourism.

It focuses on the sectors that are going to be the most important as we go forward — maritime, aerospace, natural resources, critical minerals, construction and the energy that the world needs, including LNG. And it positions B.C. to work collaboratively and seize opportunities with the federal government as it invests billions of dollars in Canada's sovereignty, from major projects to national defence to infrastructure.

This strategy recognizes that strong partnerships with First Nations are essential to B.C.'s economic future. Advancing reconciliation is more than a commitment — it is a competitive advantage that positions B.C. to get big things built while creating long-term prosperity for all communities.

Look West is built on the foundation of our commitment to delivering universal public health care, child care, and homes people can afford that are the foundation of a strong economy — and training doctors and nurses, and front-line workers who deliver the services we all rely on.

And it takes the next steps forward in building B.C. into Canada's economic powerhouse — an independent economy that's strong, resilient and works better for people.

Work is already underway or upcoming — accelerating economic growth, attracting investment, and spurring on innovation through strategic investment, policy and regulatory streamlining:

- Breaking ground on 18 initial major projects representing $20 billion in spending and 8,000 jobs, with more projects on the way — many in partnership with First Nations.
- Expanding energy infrastructure through the North Coast Transmission Line, creating 9,700 direct jobs and delivering more than 2,200 MW to northern B.C.
- Focused expansion of B.C.'s energy production capacity, including production of 1.3 billion litres of renewable energy (like biofuels) each year by 2030, and ramping up LNG production with new projects that can add at least another 28.5 million tonnes of LNG per year in the next decade.

- Accelerating permitting and expediting new and expanded critical mineral projects, particularly in northwestern B.C. The northwest mining projects, worth more than $29 billion, will create thousands of high-paying jobs, continue building the northwest's mineral exploration and development pipeline, while protecting our lands and waters.
- Generating more clean low-cost electricity to drive economic growth — a $36-billion investment creating 10,000 jobs.
- Growing B.C.'s skilled workforce to build major projects and expand key sectors — about 75% of people over the age of 25 have post-secondary education, making the province home to one of the best-educated workforces in the world.
- Diversifying the economy and fuelling innovation to increase jobs and GDP contribution by the tech sector by more than 75%.

We're committed to ongoing, principles-based dialogue with First Nations on B.C.'s economic future, recognizing their essential role in driving economic development. Through this dialogue, we will work together to create certainty, attract investment, and build a balanced portfolio of opportunities that reflects First Nations' interests in both established and emerging sectors of the economy. These partnerships will ensure First Nations define and benefit from economic development throughout their territories.

Our province is also well-positioned to help Canada reach its defence spending targets while supporting jobs and innovation in B.C.'s emerging and technology sectors. We're taking a Team Canada approach and helping our provincial and industry partners get Canadian goods to global markets — countries that want our sustainable, dependable and high-quality goods and services built and delivered by our strong workforce.

Together, we can build a brighter future for B.C. and Canada.



A STRATEGY BUILT FOR PEOPLE TO SUCCEED

Look West is a targeted plan designed to deliver major projects, create good jobs and strengthen B.C.'s and Canada's economic security in the face of economic threats. We're seizing opportunities and leveraging our strengths to deliver for B.C. and for Canada.

We have the resources Canada and the world need, the infrastructure and coastal ports to deliver them to market, and the skilled people and regulatory framework to complete major projects, on time and within budget.

Our approach is built on three key pillars:

1 Strengthening Our Workforce

- Focusing on skilled trades training to build the talent we need
- Leveraging talent and expertise from across Canada and around the globe
- Advancing skills training for highly qualified professions to drive Canada's key economic sectors
- Connecting industry to quality training opportunities

2 Delivering Major Projects Faster

- Accelerating major job-creating projects
- Speeding up and streamlining permitting, reducing barriers and delays, and removing duplication across regulatory frameworks
- Leveraging B.C.'s natural resources to deliver major projects

3 Diversifying Markets and Growing Targeted Sectors

- Building pathways to international trade, diversifying markets, and reducing internal trade barriers
- Strengthening our export infrastructure, getting more goods to the global market
- Expanding and optimizing our maritime sector
- Investing in high-tech and emerging technologies, expanding market potential
- Expanding aerospace capacities for successful national and international defence contracts
- Enhancing life sciences and biomanufacturing capabilities
- Driving economic growth through construction innovation, creating a hub for advanced building technologies
- Strengthening B.C.'s tourism and outdoor recreation industry
- Growing agriculture and food production, exports

Strengthening Our Workforce

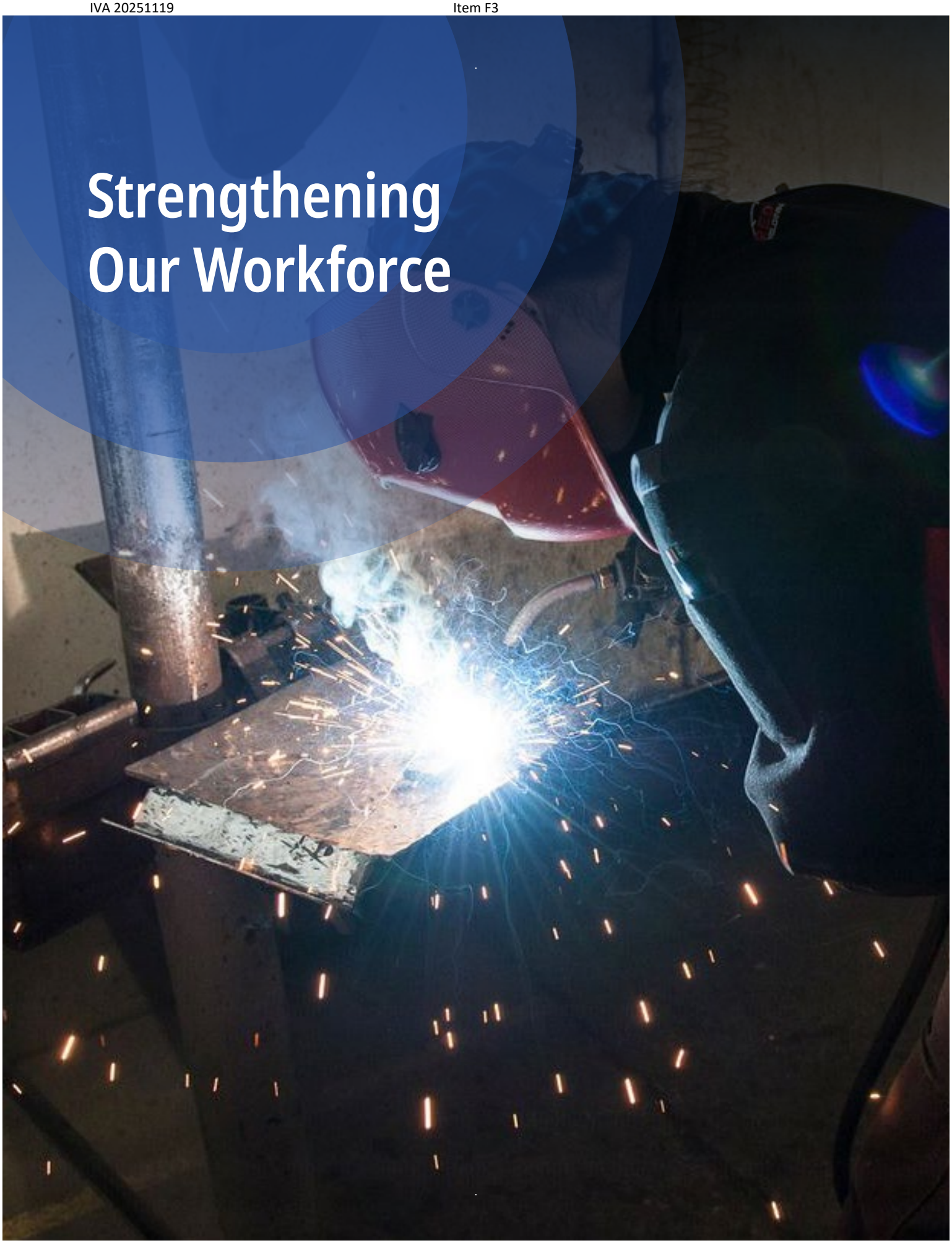

Focusing on skilled trades training to secure the talent we need

VISION:

- Doubling the investment in trades training to $214 million annually by 2028-29 to add more training opportunities
- Advancing Skilled Trades Certification
- Implementing system improvements to support apprentices through their journey to Red Seal
- Increasing Red Seal professionals to build a safe, skilled and mobile trades workforce



We know that more than anything, it's people who drive our economy forward. A skilled and resilient workforce means we can rise to the challenges we're facing together, deliver major projects, infrastructure, services we all rely on and support growth in the sectors that will keep our economy strong into the future.

Through this strategy, we will prioritize improvements to our trades training system to build capacity, and support people to access more possibilities in the job market. Over the next decade, close to 100,000 job openings are expected in the skilled trades, including those that will support our future economy, such as electricians, welders, heavy duty equipment technicians, heavy equipment and crane operators, and more.

We brought back the skilled trades certification system and are seeing a record-breaking number of people register as apprentices, earn certification and make their way to higher wages, and better navigating the evolving industry needs. As more major projects break ground, we know that apprentice registrations will increase, so we are focusing on strengthening our trades training system.

BUILDING FROM A STRONG FOUNDATION

B.C. is investing in its hard-working people and making sure more people can access skills training and complete their apprenticeships. We're funding 28,000 trades training seats, including 21,800 apprentice seats across the province.

There are nearly 50,000 registered apprenticeships and over 11,000 youth participants in B.C. — this is the highest apprenticeship number the province has ever seen. In 2024-25, we saw more than 16,000 new people register as apprentices in B.C.

Through TradeUpBC we have supported more than 750 experienced Red Seal professionals to access new and specialized training opportunities, including professional development and short-term training.



Stronger BC: Future Ready Action Plan — An update

We're building on the significant investments in skills training our government made through the StrongerBC: Future Ready Action Plan launched in 2023, which laid the foundation for people to access high-quality, affordable education and training in B.C.

Since launching, nearly 400,000 people in B.C. have been given greater access to affordable education and gaining or growing in-demand skills, including:

- Around 12,000 people have gained education through the Future Skills Grant, which covers $3,500 in eligible, short-term skills training programs. At least 74% of survey participants acknowledge they would not have done so without the grant.
- We've increased student spaces in technology-related programs by more than 4,000 annually since 2017. B.C. government's investments in tech spaces have resulted in 33% more graduates in engineering and applied science in 2023-24 compared to 2017-18.
- More than 30,000 students and 432 schools across B.C. have participated in programs, courses, events, and other supports offered through the K-12 Career Connections and Dual Credit expansion initiatives.
- Training support has led 95% of forestry-sector transition training participants to find employment and almost 60% of post-training survey respondents indicated receiving a higher wage post-transition.
- More than 2,600 new student placements have been created through the Work Integrated Learning program.

Through the action plan, we also increased support for young students, such as expanding the Provincial Tuition Waiver Program, and investing $15 million in graduate scholarships over three years, adding $2,500 to each new graduate scholarship award.

The action plan has been successful making education and training more accessible, affordable and relevant to help prepare people for the jobs of tomorrow, while also helping close the skills gaps that employers have been facing.

Leveraging talent and expertise from across Canada and around the globe

VISION:

- Making it easier for skilled workers to move to B.C. by streamlining credential recognition in high-demand jobs
- Advocating to the federal government for increasing the BC PNP allocation that will allow the province to build a robust workforce

We're working to make it easier for skilled workers to move to B.C. from across the country through our commitment to streamlining labour mobility and attracting global talent by improving international credential recognition. B.C. is making credential recognition from other provinces and countries faster, easier and fairer — so skilled tradespeople and professionals can get to work sooner. This helps us attract top talent and fill labour shortages across sectors.

Additionally, the B.C. Provincial Nominee Program (BC PNP) provides a pathway to permanent residency for international workers who have the experience and qualifications needed in British Columbia. The program nominates people in high-demand jobs to stay in the province and fill labour demands in priority sectors, such as health care, child care, and construction, creating high economic impact in the province and supporting our growth and development.

BUILDING FROM A STRONG FOUNDATION

We're making sure our community has appropriate health care support. Through a new, expedited credential-recognition process for U.S. trained and certified nurses and doctors, we have registered 535 U.S. nurses, 104 nurse practitioners, and 29 U.S.-trained physicians.

Since 2020, the BC PNP has nominated more than 35,000 skilled workers, entrepreneurs and talented international students who are working in critical sectors across B.C.'s economy, such as technology, health care, child care, construction, and more.

We're making sure more skilled professionals from across Canada are making B.C. their home. The amendments to Labour Mobility in Canada's Free Trade Agreement makes it easier for professionals from across Canada to have their certifications recognized nationally, allowing them to explore opportunities in B.C. and fill labour shortages in key sectors.

Advancing skills training for highly qualified professions to drive Canada's key economic sectors

VISION:

- Expanding our skilled trades training to align with B.C.'s major project needs
- Launching targeted talent streams in our existing training programs to attract and train highly qualified professionals needed for priority sectors

B.C.'s labour force is among the best educated in the world and are leading the way, with talent and expertise to help build and grow our economy. But we need more people with skills to drive growth through key economic sectors, and to advance our major projects.

By focusing our training investments on the areas our growing economy needs most, we will strengthen our workforce so they can, in turn, support key economic sectors, such as natural resources (critical minerals mining, forestry, clean energy), manufacturing, and emerging technology. We're working to advance skills training to take talent to the next level to drive the Canadian economy. Building targeted talent streams in our Work Integrated Learning at post-secondary institutions, through programs such as the Future Skills Grant, scholarships and internships, and employer-training grant, that will further strengthen our workforce to build the experience they need to succeed.

BUILDING FROM A STRONG FOUNDATION

B.C. currently has 4,000 student spaces in technology-related programs. This means more people can train in high-demand fields, such as cybersecurity, software engineering, data science, life sciences, creative tech, clean tech and agritech.

Since 2017, B.C. colleges, institutions and universities have equipped students with the skills needed to help build our workforce in critical areas, including 66,965 graduates from engineering and applied science programs — 33% more graduates in 2024 than in 2018.

B.C. is launching a second medical school at SFU to train more doctors — faster and closer to home — with applications for the first class of medical students, starting in fall 2025. This will be Western Canada's first new medical school in 60 years.

Connecting industry to quality training opportunities

VISION:

- Building a foundation for partnership between industry and post-secondary institutions to optimize and make sure skills training is in sync with evolving fields and major projects needs
- Establishing sector-specific training aligned with B.C.'s major project needs

B.C. is helping more people get the skills and support they need to start new careers and find good jobs. From tools to explore career options to on-the-job training, we're making it easier to seize opportunities.

But we want to do more and make sure people in B.C. can properly prepare for the ever-evolving fields and the education curriculum must keep pace. So, we're exploring potential partnerships between industry and post-secondary institutions, to prioritize and fast-track the skills needed for major projects and priority sector growth. By building tighter alliances between industry and training, we will make sure we have a skills-training system that can adapt to needs and expectations of our priority sectors.

In addition to helping more students gain work experience through co-ops, internships, clinical placements, community service and practicums, we're providing support for on-the-job learning to help students get the hands-on experience they need to launch their careers. Employers benefit from training potential new employees.

BUILDING FROM A STRONG FOUNDATION

According to the 2025 B.C. Labour Market Outlook, over the next decade (2025-2035) there will be more than one million job openings in B.C. As B.C.'s population ages over the next decade, we anticipate 65% of the job openings will be to replace retiring workers. The remaining 35% of the 10-year total job openings — 365,000 new jobs — will be created through economic growth.

Through the Canada-BC Labour Market Development Agreement, B.C. is increasing training and work experience for job seekers in the province through the Community and Employer Partnerships. More than 7,200 British Columbians have gained employment experience on 684 projects throughout the province.

B.C. has invested $50 million in Mitacs to support 10,000 applied research internships in companies and organizations in a range of priority sectors, including technology and life sciences.

Delivering Major Projects Faster

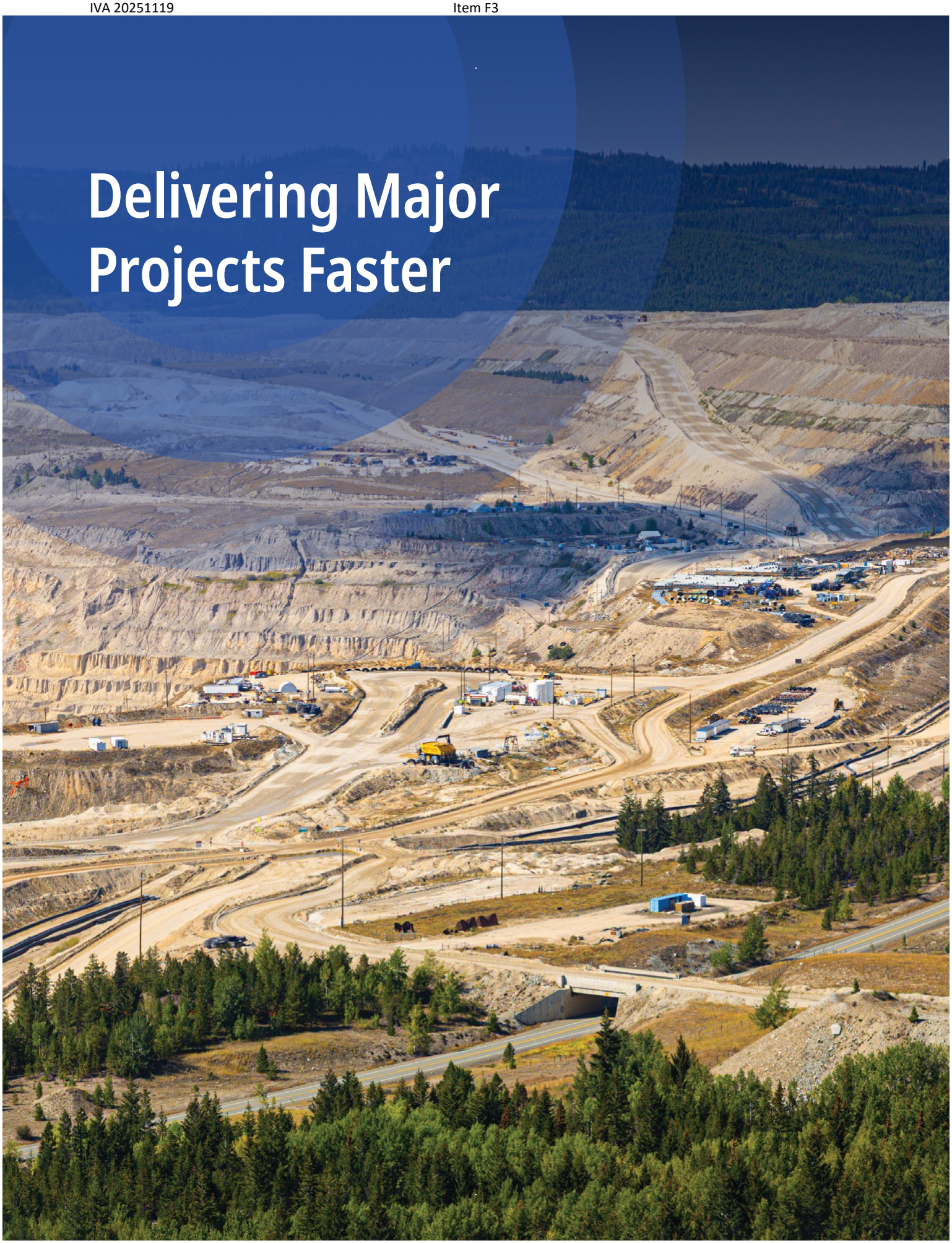

Accelerating major job-creating projects

VISION:

- Securing $200 billion in investment by 2035 for major projects in B.C.
- Advancing economic growth, creating thousands of good family-supporting jobs through streamlining permitting
- Leveraging modern technologies to streamline business processes to create simple, single points of application and tracking across regulatory agencies
- Expanding B.C.'s clean-energy capacity to drive nation-building economic growth through North Coast Transmission Line

At a time of economic uncertainty, B.C. is advancing major projects that drive growth. We're working together with First Nations, local communities, and industry to move projects forward faster, demonstrating to the world that B.C. is a reliable and stable place to invest, and creating good family-supporting jobs. The projects are real, and the jobs and benefits they bring will strengthen B.C. and Canada as a whole.

The initial group of projects expand-clean energy capacity to drive nation-building economic growth, deliver critical minerals and renewable energy the world needs, and there is more on the way.

By speeding up major projects, strengthening First Nations partnerships, and reducing our reliance on the U.S., B.C. is creating a more resilient Canadian economy and a competitive edge over other leading global economies.

BUILDING FROM A STRONG FOUNDATION

Over the past seven years, B.C. has benefited from thousands of construction jobs generated by more than $100 billion in industrial projects that include the Trans Mountain Pipeline expansion, Coastal Gas Link pipeline, LNG Canada Phase 1, and Site C.

Four of the 11 nation-building projects and a critical-minerals corridor announced by the federal government in fall 2025 are located in B.C.: LNG Canada Phase 2, Red Chris Mine Expansion, Ksi Lisims LNG Project, North Coast Transmission Line, and the Northwest Critical Minerals and Conservation Corridor.

Among the 18 major projects, the $1.2-billion expansion of Enbridge T-North's natural gas pipeline, the $4.6-billion Cedar LNG project, and the $500-million NEBC Connector, will strengthen B.C.'s access to markets for natural gas and generate hundreds of jobs.

Map of Major Projects

Various other major projects are underway, upcoming or proposed, like the BC Hydro Call for Power 2025 projects, and we are working to identify more, while ensuring our commitments to high-environmental standards and the Declaration on the Rights of Indigenous Peoples Act are maintained.

Working Together with First Nations

Working together, in partnership with First Nations, we are attracting more investments, creating good jobs, stability and growth, and supporting local, and often rural and remote communities, all while protecting and stewarding the lands and waters in B.C., now and for future generations.

And we have seen that in action—

- A new $200-million contribution agreement between the B.C. government and Haisla Nation will support building the infrastructure needed to make sure the Cedar LNG facility in Kitimat runs on clean B.C. energy.
- Eight of the 10 successful new renewable energy projects for BC Hydro's Call for Power 2024 have 51% equity ownership by First Nations. BC Hydro engaged extensively with First Nations on the design for 2024 and 2025 Call for Power.
- During LNG Canada's Phase 1, the value of contracts and procurement awarded to British Columbia-based businesses exceeded $5.8 billion, including more than $4.9 billion to Indigenous-owned and local area businesses, adding good, local jobs. This includes a $500-million contract with HaiSea Marine—a joint venture between Haisla Nation and North Vancouver-based Seaspan (providing harbour and escort tugs).

Currently, more than 49 major investment projects involve First Nations, creating opportunities for people to build careers in high-demand sectors close to home and for communities to secure long-term benefits through business opportunities, revenue sharing and equity participation. We all share a common goal—building a B.C. that works for everyone, where people can build a good life with stable jobs and strong communities.

North Coast Transmission Line

B.C. has some of the cleanest and most affordable electricity in the world. We're making sure we can continue to power our province into the future.

The North Coast Transmission Line (NCTL) is a transformative nation-building project that will bring clean energy to the North Coast and power economic growth for the local and First Nations communities, major projects, ports and industry, and improve access to opportunities such as education, training, and jobs for people. The NCTL will deliver 2,200 MW to the region and enable economic growth by diversifying Canada's export market for critical minerals and metals, natural gas and other natural resources.

The project also provides the opportunity for historic co-ownership agreements that are currently being negotiated with First Nations to develop and construct certain elements of the infrastructure comprising the NCTL.

This fall, we introduced legislation to make sure we can build the NCTL in partnership with First Nations and stay on track to begin construction in 2026.

As part of our ongoing collaboration with the federal government, B.C. is advocating for federal co-investment in all phases of the NCTL, a project that can also support Western Arctic defence capabilities and a future potential intertie with Yukon. On Nov. 13, 2025, the federal government announced that it has referred the North Coast Transmission Line to the Major Projects Office.

Together with First Nations, local communities, and neighbouring provinces and territories, we can strengthen our regional energy security and leadership in sustainable energy.

Speeding up and streamlining permitting, reducing barriers and delays, and removing duplication across regulatory frameworks

VISION:

- Building on the past three years of successes in speeding up and streamlining permitting—we've removed over 25 systemic barriers, advanced $2.795 billion in investment decisions, creating approximately 1,000 jobs
- Prioritizing the acceleration of permitting for projects of provincial significance. Of these priority projects, it is anticipated that by 2032:
  - four priority mines and expansions will be in operation bringing in $4.405 billion, and 2,735 jobs
  - three priority natural-gas and liquids projects will be in operation, bringing in an additional $23.014 billion and 5,450 jobs
  - 10 new renewable energy projects will have received decisions and, where approved, start construction to be in operation
- By 2035, 100% of all permitting turnaround times will be met—meaning no backlogs—and B.C.'s regulatory system will be profiled as the best in the world, with predictable, timely authorizations that meet world-leading environmental standards

At a time of uncertainty, it is crucial that B.C. delivers the critical infrastructure people in B.C. need, and major projects to drive economic growth faster while maintaining our high environmental standards and upholding our obligations under B.C.'s Declaration on the Rights of Indigenous Peoples Act. Unnecessary delays and hurdles can slow down projects and economic growth.

That is why we're speeding up and streamlining permitting and regulatory frameworks to remove barriers, delays and duplications for businesses. This helps create more stability and certainty around projects, attracts investment, and creates good jobs for people.

We're continuing to streamline existing permitting processes.

- B.C. has cleared 100% of the nearly 1,000 housing permit backlog, while improving turnaround times by nearly 15%.
- Land and water applications related to housing, connectivity, electrification priority initiatives were accelerated by 53% from an average of 322 days to 152 days to reach completion.
- The critical minerals and mining backlog was reduced by 50% overall, with some regional mining backlog reduced even more, by 52%.
- We've seen an overall 13% reduction in natural resources ministries application turnaround times across water, land, wildlife, contaminated sites, regional mining, forestry, and archeology permits.

We're removing duplications where possible and combining processes, such as environmental assessment and permitting, to increase efficiency and get project decisions quicker.

In spring 2025, we passed the Renewable Energy Projects (Streamlined Permitting) Act to speed up the development of clean-energy projects in B.C. The Act designates the BC Energy Regulator (BCER) as the single window for permitting and authorizations for designated projects, including the North Coast Transmission Line (NCTL) and nine wind projects from BC Hydro's 2024 call for power. This streamlines the process by eliminating cross-ministry and agency permitting, while ensuring environmental standards are upheld.

In addition, the Infrastructure Projects Act allows the province to approve infrastructure projects deemed essential to B.C.'s public services and economic growth, including public, private or community-led projects, such as schools, hospitals, and student housing.

We're making sure that businesses can navigate the permitting processes more easily and receive the support they need. That is why we're implementing systemic shifts alongside leveraging modern technologies to streamline business processes to create simple, single points of application and tracking across regulatory agencies.

Working in partnership with different levels of government and communities, we're providing greater clarity and streamlining touchpoints, while maintaining B.C.'s high environmental standards and fulfilling our responsibility to consult with First Nations. We're also exploring opportunities to align federal and provincial processes and reduce duplications.

Faster, simpler, and better processes will make sure that global capital comes to B.C. first, generating more jobs and growth for our people in B.C. and Canada.

BUILDING FROM A STRONG FOUNDATION

The Highland Valley Copper Mine Expansion project received its full permits and environmental assessment certificate at the same time due to a co-operative approach and a streamlined review process. B.C. was able to efficiently issue full permits in co-ordination with the environmental assessment decision to the project, which will add 200 direct jobs, 2,900 construction jobs, and generate about $500 million in annual GDP.

The Cariboo Gold Mine received an operating permit under the Mines Act in November 2024. An underground mine, it is expected to employ approximately 630 people during construction and see an initial investment of $137 million and another $918 million over the life of the mine. Permitting for the project was completed in 13 months. It is the first project entirely assessed under the new Environmental Assessment Act, which was developed with input from First Nations, stakeholders, other provincial agencies and the public.

The Blackwater gold and silver mine at Vanderhoof, B.C. was permitted in less than 18 months. It is expected to generate more than $13.2 billion, including $2.3 billion in provincial revenue, over its lifetime.

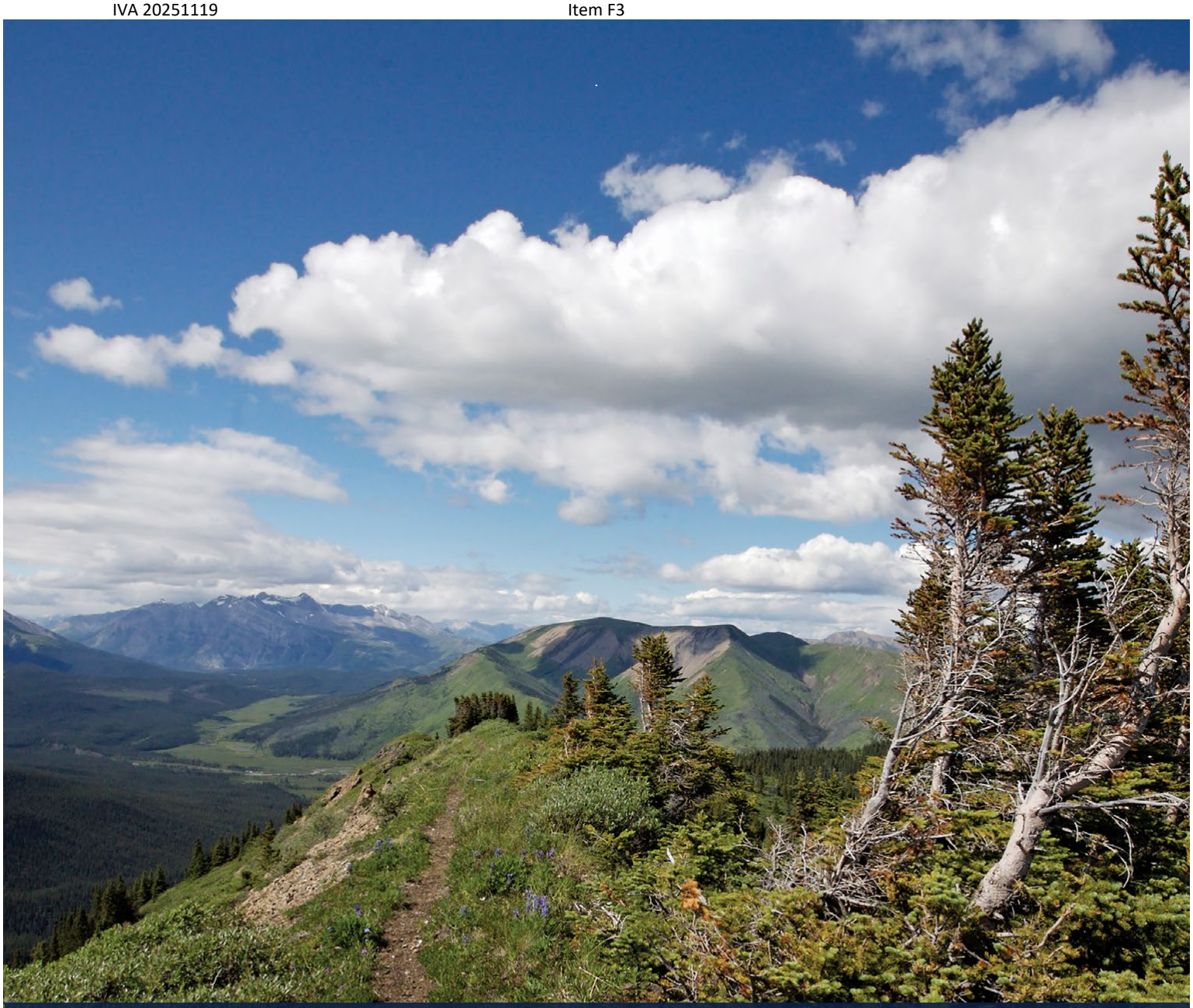

First Nations Equity Financing Program

The B.C. government is working to reduce barriers and create more supports so First Nations can access capital to gain meaningful representation in projects in their traditional territories. Equity ownership in new investments will create opportunities for First Nations to work together with the Province and businesses, have a say in project design, construction and operations while creating new revenue and jobs that benefit everyone. It will help develop strong economic partnerships that build more certainty and stability for investors and local communities alike.

In Budget 2024, the B.C. government announced the intent to create financing tools to support First Nations equity ownership. First Nations entities seeking equity in commercially viable investments will be considered for provincially backed equity loan guarantees in areas of shared interest. The province is finalizing the financing program design and expects to launch the program in 2026.

Leveraging B.C.'s natural resources to deliver major projects

VISION:

- B.C. will play a critical role in Canada's Critical Minerals Strategy and we're working to expand our critical minerals footprint across the world, and increase processing of critical minerals and new smelting projects .
- B.C. is currently ramping up LNG production. By the end of this decade, the proposed projects could add another 28.5 million tonnes of LNG per year and increase exports by adding 19.4 million tonnes per year.
- Byproducts of natural gas production (propane, butane and condensate) are also exported in Alberta and into Asian markets through two operating export terminals with the expectation that this amount will grow.

We're leveraging our abundant natural resources and creating new opportunities in industries, such as mining, clean energy and forestry, working in partnership with First Nations, local communities, and businesses, to help build a more self-reliant economy.

By 2040, the global need for critical minerals will be five times more than it is today, and demand for minerals used in clean-energy technology will grow by more than 20 times. That is why we're investing in companies like Mangrove Lithium. The company will establish a lithium-refining facility and boost battery manufacturing, while creating good jobs and contributing to Canada's growing clean-technology ecosystem. B.C. is strategically situated with 19 of Canada's 34 critical minerals, and has port access to growing and emerging markets where critical minerals are in high demand. Unlocking these jobs through the critical minerals vision creates generational opportunities for long-term jobs and economic prosperity.

We're working to meet this critical moment of growth by increasing our energy capacity through various renewable energy projects. Through BC Hydro's Call for Power 2024 and 2025, we're expecting to add 8% each to B.C.'s energy supply. BC Hydro is also launching a competitive process in early 2026 for allocation of electricity to support AI and data centres, strengthening the emerging and high-tech sectors in B.C.

To be stronger and more independent, B.C. and Canada need to be less vulnerable to supply chain disruptions and supply shocks. We also need to seize opportunities in growing sectors with high-demand now and into the future.

BUILDING FROM A STRONG FOUNDATION

B.C. has 33 mining development projects in progress (25 potential new mines, seven major expansions and one revitalization). Together, they could bring in $49 billion in capital investment, $16 billion to our annual GDP, $2 billion to fund key government services people rely on, and thousands of jobs. Since 2017, 4,000 new jobs have been added to the sector. About 40,000 people in B.C. are currently employed in the sector, earning an average annual salary of $138,500.

The Site C hydroelectric project, whose six generating units are all in operation now, is increasing energy supply by 8% — or the equivalent of electricity to power 500,000 homes. Each BC Hydro Call for Power will add another 8%, and moving forward with Revelstoke Unit 6, another 5% will be added to the energy supply. BC Hydro also entered into Electricity Purchase Agreements for 10 new renewable projects resulting from 2024 Call for Power.

Partnering with 74 forestry-product manufacturers, we're dedicating more than $90.5 million to the industry to move collaboratively toward a stable, sustainable forestry sector in B.C. We're supporting them to modernize, innovate and diversify their product lines and fibre sources to make more high-value, made-in-B.C. products, and help protect and create good jobs for people in B.C.

Providing lowest carbon-emitting LNG

B.C.'s northeast is rich in natural-gas resources. We're strengthening this sector and building some of the cleanest LNG facilities by implementing measures such as using clean hydroelectric power, having a strong methane regulation regime, a shorter shipping transit time, and leveraging our colder climate. We're also building infrastructure to transport some of the lowest carbon-emitting LNG to markets – local and global.

And the LNG Sector is already driving significant investments to B.C. and providing opportunities for market diversification. In 2025, B.C. entered the global LNG market with LNG Canada at Kitimat, with its first shipments to Asia. Cedar LNG and Woodfibre LNG are currently under construction in B.C., already adding jobs and investments to the economy. Other projects, such as Ksi Lisims and Tilbury Phase 2 LNG Expansion, could further our ability to supply liquified natural gas to new markets while generating benefits at home. Ksi Lisims LNG has been recognized as one of the federal government's nation-building major projects and has been referred to the Major Projects Office.

Additionally, we're exploring opportunities to further export natural-gas liquids such as propane, ethane, and condensate. They have been a significant part of the B.C. economy, supported by major export terminals like the Ridley Island Propane Export Terminal (RIPET) in Prince Rupert. This capacity is expected to grow with more projects in the works.

B.C.'s Critical Minerals Corridor

Critical minerals mining development in the northwest represents a nation-building opportunity that combines economic growth, reconciliation and environmental conservation to realize tens of billions of dollars in investment and thousands of well-paying jobs to support families throughout the province.

We're working with First Nations and the exploration sector in clearly balancing areas where critical minerals may be developed while aiming to achieve large-scale conservation of our lands and watersheds.

B.C. is uniquely positioned with port access to growing and emerging markets in Asia where critical minerals are in high demand. And we're working to strengthen the infrastructure further. In 2025, the B.C. government approved $5 million to support Tahltan and Nisga'a purchase of the Port of Stewart, which will be central to transporting critical minerals from the northwest of B.C. to various markets.

In northwestern B.C., nine advanced mineral exploration projects, one major expansion and one revitalization are in various stages of development, and have the potential to generate $29.5 billion in capital investment, more than 8,910 construction jobs, more than 6,024 permanent jobs, plus billions in annual production value and tax revenues.

The opportunity in B.C.'s northwest is aligned with Canada's focus on critical mineral development and connecting critical mineral projects to supply chains via a new First and Last Mile Fund (FLMF). Along with projects in Yukon and Alberta, this is an unparalleled opportunity to drive Canada's economic security in the face of economic threats.

Diversifying Markets and Growing Targeted Sectors

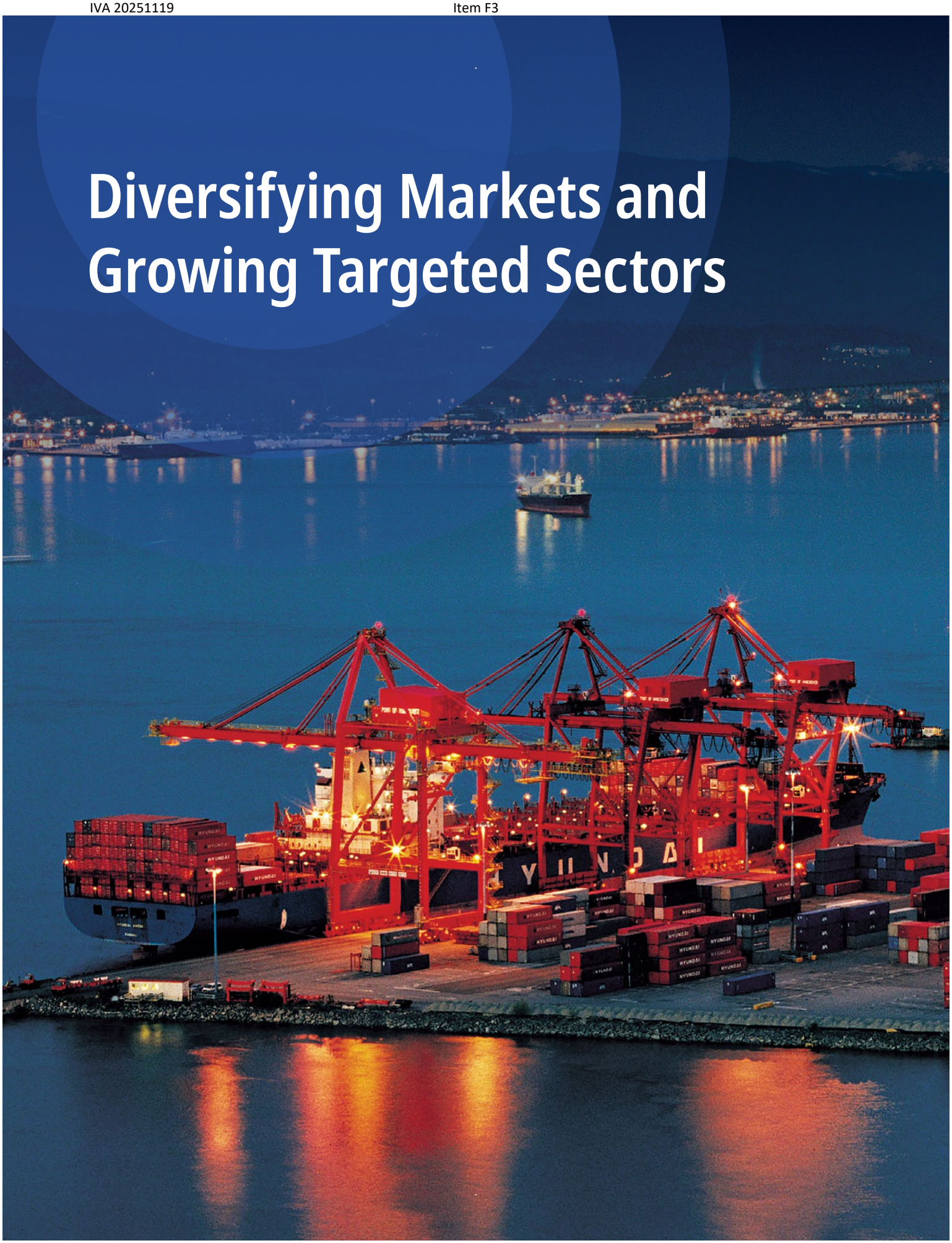

Building pathways to international trade, diversifying markets

VISION:

- Improved access to provincial and territorial markets for B.C. goods
- Exploring new markets for B.C. goods and services, reducing reliance on any one market being over 50% of exports trade value
- Growing B.C.'s presence globally—leveraging trade offices in Taiwan, Vietnam, Mexico
- Positioning B.C. as a reliable and supportive place for Canadian and global investors, using events, such as Web Summit Vancouver and FIFA World Cup 2026, to profile our expertise, location and areas of advantage to a global audience

We're continuing to build on our Trade Diversification Strategy, diversifying our markets, leveraging our international trade networks, and exploring partnerships beyond the U.S., so that we can weather shifts and disruptions.

As a result, in 2024, where the rest of Canada exported 77% of their goods and services to the U.S. and only 10% to Asia, B.C.'s export market showed more diversification with just 53% going to the U.S. and 36.3% to Asia. And we're continuing to strengthen and build pathways to other markets through trade missions and leveraging provincial offices. We're taking measures, such as B.C.'s forestry sector opening a new office in London, England, and growing its market presence in Europe.

Diversifying B.C.'s trade to leverage markets and mutual opportunities across Canada will be key to the province's success. About 35% of B.C.'s total exports are to the rest of Canada, worth over $49 billion in goods and services—$19.4 billion in goods and $30 billion in services. This makes the domestic market our second-largest trading partner after the U.S.

B.C. is leading the efforts to reduce interprovincial trade barriers through the Canada-wide Mutual Recognition Agreement, which will allow the free movement of goods and services across provinces, lower the cost of doing business, attract investments, and give consumers choices. It will also help deliver on major projects and grow strategic sectors. And we are actively working on improving labour mobility so projects of national interest can leverage B.C.'s skilled workforces.

Moving forward, we will continue to seek ways to further improve internal trade within the borders of our great country while we also work toward strengthening our international trading relations..

Investors need certainty and stability, and we are providing that through high environmental standards, working with First Nations and local communities, and speeding up permitting processes.

BUILDING FROM A STRONG FOUNDATION

B.C.'s raw and value-added mineral and metals exports outside the U.S. have grown 68% since 2017 — a key piece of B.C.'s trade-diversification strategy. Today, raw and value-added mineral and metals exports produce 17% of B.C.'s export value with two-thirds of our exports now being sold outside of the U.S.

In the past 10 years, more than 400 international companies have set up businesses in B.C., and more than 2,200 companies have merged or been bought by others. These deals have created more than 33,500 new jobs in the province.

B.C. has also seen a growing share of service exports over the years. In 2023, B.C.'s international service exports were estimated at $37.4 billion, growing by 13% year over year, and made up about 38% of the total international exports.



Strengthening our export infrastructure, getting more goods to the global market

VISION:

- Doubling the amount of goods movement through our existing trade corridors by 2035, supporting our trade-diversification objectives
- Doubling exports to non-U.S. markets
- Providing $15.9 billion in capital funding over the next three years to improve transportation networks throughout B.C.
- Investing to maintain and expand highways and bridges, including more than $5 billion to widen and upgrade Highway 1 through the Fraser Valley, better connecting Canada with the Lower Mainland's ports and airport.

B.C. is Canada's gateway to the Pacific, with the ports of Vancouver and Prince Rupert serving as the primary economic corridor for trade diversification with Asia and other markets.

Our air, rail, roads, pipelines and coastal and in-land marine routes augment this capacity and help move goods efficiently, making B.C. an essential trade corridor for everything from fertilizers to manufactured goods. In addition to infrastructure development investments, we'll be optimizing existing processes by applying innovation, streamlining operations and addressing challenges that act as a bottleneck for goods movement.

We're also working with First Nations to improve access to industrial land that will play a crucial role in facilitating access to trade and markets in Asia and provide space for critical trade infrastructure.

We currently have five active testbeds, including environmental monitoring at ports, autonomous robots to aid mobility at airports, drone technology to assess infrastructure and more. The Integrated Marketplace is putting B.C. innovations to work, proving their effectiveness, reducing emissions, and increasing efficiency.

And we'll continue to do all this while keeping our carbon emissions low, in line with the future envisioned in CleanBC, and prioritize workers' safety at our ports and airports.

BUILDING FROM A STRONG FOUNDATION

The Prince Rupert Port Authority and port partners are currently executing a $3-billion construction plan to develop new terminal and logistics projects, with billions more in the works, to significantly increase the trade infrastructure capacity to shift to new markets.

B.C.-wide, industrial production contributes $36 billion to GDP annually and sustains approximately 250,000 direct jobs, with significant indirect and induced economic benefits created for the whole economy.

In the advanced stages of permitting, the Roberts Bank Terminal 2 would increase container trade capacity by more than 30% on Canada's west coast and enable the trade of $100 billion in goods annually.

Optimizing Industrial Land

Industrial land in B.C. is vital for a strong and diversified economy, providing essential space for foundational economic activities, including raw materials processing, manufacturing, transportation, warehousing, and professional services.

B.C.'s industrial land strengthens our supply chains and drives export growth. In fact, 93% of all B.C.-origin international merchandise exports are industrial products, ranging from critical minerals, metals, energy, and a wide array of manufactured goods, including wood products, machinery, food and beverage products, transportation equipment, and more.

To ensure B.C.'s economy has the space to grow, we established the Industrial Land Office to work in partnership with First Nations, local governments, and industry to develop an Industrial Land Action Plan. The action plan will ensure communities and workers across B.C. benefit from a thriving and diversified industrial land base that drives economic growth, supply chain resilience, environmental sustainability, and new export opportunities.

The action plan will seek to optimize industrial land use, improve access to development opportunities, and increase industrial land supply to drive growth in targeted sections.

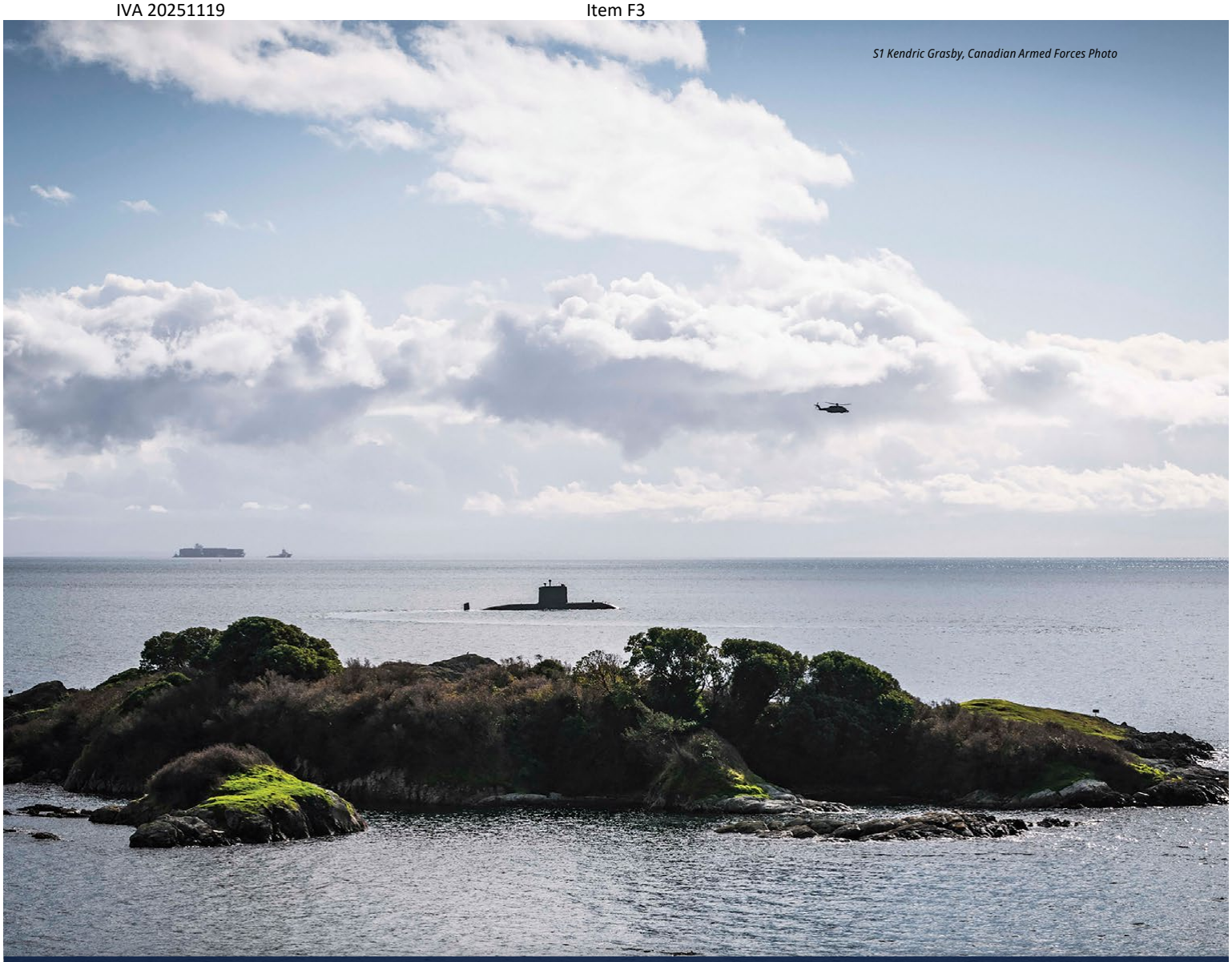

S1 Kendric Grasby, Canadian Armed Forces Photo

Leveraging Federal Defence Industrial Strategy

Canada has committed to meeting its NATO defence spending target this year and growing spending in line with its allies. This will mean a material increase in traditional defence spending, which includes procurement of new ships, planes and technologies that are key to protecting our borders and enhancing sovereignty. This generational federal investment sets the stage to connect B.C.'s strategic sectors with national and international procurement opportunities, providing multiple paths to growth and job creation.

In addition, the federal government's new Defence Investment Agency is overseeing more than $60 billion in anticipated infrastructure and procurement projects, with a mandate to stimulate domestic industries — including advanced manufacturing, shipbuilding, and logistics.

As more details are released around federal priorities, procurements and programs, B.C. will be continuously working with stakeholders in aerospace, maritime, life sciences, quantum computing, AI, transportation and logistics, and construction innovation to partner and advance our shared national and provincial priorities.

Expanding and optimizing our maritime sector

VISION:

- Updating our BC Maritime Industries Strategy with the aim of securing 35% of Canada's National Shipbuilding Strategy contracts by 2035
- Creating a ship-recycling industry, growing B.C.'s maritime supply chain and adding more maintenance, repair and overhaul work

With the largest maritime economy in Canada and the first- and third-largest Canadian ports, B.C.'s maritime expertise and assets are indispensable to economic growth, defence and sovereignty.

Building on the strength of B.C. success stories such as Seaspan, Babcock Canada, OSI Maritime, and Titan Boats, we will be working to attract B.C.'s share of Canada's coast guard and naval ship-building contracts. To increase our competitiveness and protect jobs, we'll also develop our small and medium-sized commercial vessel design and building capabilities.

We're also working to increase our LNG bunkering capacity to transfer fuel from a distribution terminal to ships — it is a much-needed response to shifting maritime sector's needs and another way B.C. can help support the transition of the global economy to increasingly cleaner fuel sources.

With federal support, we can also invest in outfitting, testing and servicing the next generation of Canadian submarines in B.C.

BUILDING FROM A STRONG FOUNDATION

B.C.'s maritime sector is the largest in Canada, with more than 1,000 maritime industry companies operating in B.C., generating $7.2 billion in economic output, and sustaining jobs for 34,250 people.

Today, B.C. is at the forefront of maritime technology. From establishing one of the world's first and largest undersea digital observatories off the coast of Vancouver Island, to developing deep water submersibles and remotely operated vehicles.

B.C. has existing strong links to federal maritime procurement under the National Shipbuilding Strategy, using B.C. shipyards to build non-combat vessels. Several small and medium-sized companies are also working on defence contracts, such as SSI providing digital shipbuilding platform for design purposes and Rockland Scientific providing high-accuracy instrumentation for oceanographic research.

Investing in high-tech and emerging technologies, expanding market potential

VISION:

- Leading the world in quantum computing technologies, and an emerging leader in the areas of artificial intelligence, cybersecurity, sensors, space technologies and drones
- Driving Canada's digital and economic competitiveness as well as its commitment to a buy-Canadian-first approach
- Providing real-world solutions that increase competitiveness and productivity, while also enhancing the expertise of our workforce
- Doubling tech-sector employment to 400,000, and increasing technology sector's GDP contribution by 75% over the next decade



Quantum Computing

Investing in made-in-Canada quantum computing power and training will be critical to strengthening domestic capability and defence innovation, spurring economic growth, nurture partnerships between researchers, industry, local communities, and government — both provincial and national.

B.C. will be focusing on leading the world with technologies that power future quantum computers — help in building scalable and faster quantum computers (spin qubit) and applying techniques that increase efficiency and minimize costs for businesses and government. Advancing work on industry challenges and cybersecurity solutions that will protect the interests of British Columbians, Canadians and our allies.

Artificial Intelligence

AI is both a key sector and an enabling technology that has the potential to boost performance across all industries and sectors. As one of the top AI hubs in Canada that has doubled in size since 2023 to more than 600 companies, B.C. is already working on high-quality AI solutions for key sectors such as medicine and pharmacology, geospatial analytics, agriculture, legal services, health care, and more. They are not only attracting investments, but also creating good jobs and attracting highly qualified and skilled talent to B.C.

B.C. is home to companies such as Variational AI, who are leveraging generative AI to accelerate breakthroughs in drug discovery, while EarthDaily Analytics applies advanced AI to high-resolution satellite imagery, enabling real-time detection of geospatial changes.

We're also developing AI applications that can help screen cancer in children. The locally developed AI algorithm will make it easier for cancer diagnosis process that is traditionally reliant on manual,

variable processes. It is a significant and novel AI solution, particularly for children, and through exports can make a difference worldwide.

B.C.'s AI sector also has a critical role to play in larger defence industry applications. From predictive modelling solutions to sensors and hardware, B.C. companies are primed to integrate into Canada's emerging defence industry.

To help the sector realize its full potential, B.C. will be working with industry, researchers, universities and technology adopters to support the growth, sales and profitability of B.C. companies. We're setting up a K-12 Advisory Committee to explore the integration of AI platforms and skills acquisitions into the B.C. K-12 school systems to encourage early exposure to safe and secure use and skills development. We'll also be partnering to help B.C. businesses to effectively and thoughtfully adopt AI solutions that will provide business value and a return on investment. Further, we'll support AI technology leaders such as SFU, Telus, Bell and others who are working to secure federal AI funding to create broader benefits for people in B.C.

BUILDING FROM A STRONG FOUNDATION

In 2020, the B.C. government and Ecosystem Investment Partners invested in creating the Quantum Algorithms Institute (QAI). QAI is working with British Columbia Investment Management Corporation (BCI) to identify quantum computing investment applications and implement security standards that protect against the threat of a quantum attack. This collaboration demonstrates B.C.'s quantum leadership, and QAI will use the insights gained through its practical experience with BCI to further support post-quantum readiness across the provincial and national business ecosystems.

Despite their relative youth, 75% of B.C.'s AI companies are already generating revenue — an encouraging sign of early market traction and commercial potential. In 2021, B.C.'s AI sector generated approximately $316 million in total GDP and has created more than 2,300 direct and indirect jobs.

The AI sector is projected to grow by a compound annual growth rate (CAGR) of 24.3% by the end of the decade, generating more than $2.64 billion in total GDP by 2031.

Expanding aerospace capacity for successful national and international defence contracts

VISION:

- Partnering with communities to attract aerospace investment and manufacturing, and seeking federal support
- Exploring opportunities for B.C. companies to supply military equipment and participate in large-scale Canadian and international procurements
- Establishing an aerospace manufacturing cluster capable of supporting the design, construction, maintenance, and operational support of existing and future aircraft fleets, and air force and space platforms

B.C. has a globally competitive aerospace sector, and is well-recognized for its innovation, tactical location on the West Coast, and diverse possibilities. Our aerospace and defence sector generate approximately $2.5 billion in revenues and supports 16,300 direct and indirect jobs in B.C.

We have several successful small, medium and large companies that are working on defence contracts, including the Indigenous-owned and women-led RaceRocks who are modernizing training programs for critical industries, such as defence, aerospace, and maritime. There is also Quaternion Aerospace delivering manned and unmanned air systems design and Rainhouse offering precision machining and manufacturing.

To prepare the province for future opportunities, B.C. is already investing in the larger aerospace supply chain through programs such as the Manufacturing Jobs Fund and the Integrated Marketplace.

BUILDING FROM A STRONG FOUNDATION

We're investing $2.725 million in COTA Aviation, based in Parksville, on Vancouver Island, that specializes in design, maintenance, manufacturing and training for Canada's defence and commercial aerospace sectors. It will help strengthen B.C.'s position in the Canadian aerospace sector and create new skilled jobs.

We're also investing in Surrey-based CCI Circuits to expand their advanced manufacturing capacity, supporting growth across multiple high-tech sectors, including aerospace, military and defence, while creating good local jobs and strengthening Canada's supply chains

B.C. companies currently lead or support significant federal contracts, including the $11.2-billion Future Air Crew Training Program or FAcT (KF Aerospace).



Reviewing Government Procurement

B.C. is working to review its procurement policy, programs and practices to promote sovereignty, innovation and jobs in B.C.

We have initiated several successful procurement programs, such as Code with Us, Team with Us, and Sprint with Us, in an effort to modernize procurement of technology. At the same time, programs such as Integrated Marketplace have helped B.C. companies find a first-reference customer. Growing the use and approaches of these programs will make it easier for small and medium-sized B.C. companies to do business with government, which will help advance innovation and efficiency in government while supporting jobs in B.C.

This work will build on the B.C. government's Procurement Plan, which focuses on advancing social, environmental and economic outcomes. This includes Social Impact Purchasing Guidelines, the Indigenous Procurement Initiative and Environmentally Responsible Procurement Guidelines.

The review will enable procurement to be leveraged to help meet some of British Columbia's biggest priorities.

Enhancing life sciences and biomanufacturing capabilities

VISION:

- Supporting and expanding this high-growth sector through strategic partnerships, including a strong alliance with the federal government
- Offering a stable, highly collaborative environment for companies and investors, and doubling employment in the sector by 2031
- Delivering a Life Sciences Action Plan that will advance –
  - developing and growing B.C.'s strengths in its mRNA and lipid nanoparticle capabilities, strengthening supply chains
  - expanding clinical trials infrastructure and capacity
  - providing access to B.C.'s rich data assets to empower local companies and accelerate innovation
  - creating an advanced life sciences hub
  - growing expertise in nuclear medicine

British Columbia's life-sciences sector is thriving and exceeding all expectations, proven through the commercial success it has achieved in the past 25 years by contributing to 22 therapeutic innovations approved for patient treatment. As the fastest-growing life-sciences sector in Canada, and the country's most entrepreneurial and innovative biotech hub, B.C. continues to demonstrate remarkable resilience and momentum attracting $1.7 billion in leveraged investment and employing more than 20,000 workers across 2,000 companies.

Built on decades of investments in foundational research, the province's strengths span a wide range of high-impact areas, including mRNA and lipid nanoparticles, and other platforms for innovative therapeutics, positioning the province as a critical contributor to Canada's health and biosecurity. Multinational pharmaceutical firms and international investors are increasingly turning their attention to B.C., drawn by its leadership in cutting-edge therapeutic development.

With growing global interest, increasing job opportunities, and a robust foundation of success, B.C.'s life-sciences sector is poised to play a transformative role in shaping the future of health innovation — both nationally and internationally.

BUILDING FROM A STRONG FOUNDATION

Through our award-winning Life Sciences and Biomanufacturing strategy, our government has committed more than $815 million to life-sciences initiatives and leveraged more than $1.7 billion in federal funding and private investment to strengthen the life-sciences ecosystem in B.C.

Through the BC Knowledge Development Fund (BCKDF), we've provided $33 million to four breakthrough projects within Canada's new Immuno-Engineering and Biomanufacturing Hub based in B.C., part of a $173 million initiative to fast-track the development and manufacturing of life-saving medicines, ready to respond to health emergencies in less than 100 days.

Since 2022, $235 million for health research through Michael Smith Health Research BC and Genome BC; both organizations fund research projects, leading researchers to attract another $335 million in research funding to B.C.

Driving economic growth through construction innovation, creating a hub for advanced building technologies

VISION:

- Tripling the amount of B.C. wood used in construction by 2035
- Reshaping construction by scaling up factory-built wood-based solutions to unlock new growth and trade opportunities, setting the national standard for speed and quality
- Building a modern construction environment and increasing productivity with a stable and resilient supply chain that connects our natural resources to our buildings and infrastructure development

British Columbia's construction sector is evolving rapidly, driven by innovation and a growing demand for affordable, sustainable, and resilient infrastructure. B.C. remains a national leader in construction innovation, with the sector as a whole contributing more than $25 billion annually to the province's GDP and employing more than 200,000 people.

Under our upcoming Construction Action Plan, B.C. will focus on three strategic objectives to support the shift to industrialized construction and stabilize costs:

1. Boost productivity through factory-based construction using low-carbon wood systems, such as mass timber and prefabricated panels, enabling faster, cleaner, and more efficient building.

2. Simplify processes by reducing regulatory and permitting friction, and aligning procurement, financing, and insurance systems with industrialized approaches to accelerate project delivery.

3. Leverage provincial advantages by strengthening supply chains, expanding digital tools, and tapping into regional knowledge of manufacturers, workforce, and market demand.

The B.C. government is committed to transforming the construction industry through strategic investments, partnerships, and policy innovation. However, scaling industrialized construction to meet the full scope of B.C.'s and Canada's infrastructure needs will require co-ordinated federal support.

Collaboration with the federal government continues to strengthen B.C.'s construction innovation ecosystem. Federal programs such as the Regional Homebuilding Innovation Initiative and Build Canada Homes agency investments have played a critical role. In addition, the federal government's new Defence Investment Agency is overseeing more than $60 billion in upcoming infrastructure and procurement projects, which presents significant opportunities for B.C.'s construction sector, particularly in sustainable building systems, prefabrication, and regional supply chain development.

B.C. is home to leading research clusters, such as the University of British Columbia (UBC) Smart Infrastructure and Construction Research Cluster, which are shaping the future of construction in Canada. And with growing global interest in B.C.'s construction innovation, the sector continues to offer diverse career opportunities and plays a vital role in shaping B.C.'s economic and environmental future.

BUILDING FROM A STRONG FOUNDATION

We're investing in strengthening wood solutions for prefabricated housing and multi-storey structures, so we can build more homes for people in B.C. Kalesnikoff Mass Timber Inc. in Castlegar is receiving as much as $6.7 million to grow its operations and establish a new facility to produce building components for rapid housing construction, diversifying their portfolio from commercial operations, and creating jobs in the process.

B.C. is investing $2 million in Ron Anderson & Sons Ltd. (RAS), a Chemainus-based wood-product manufacturer, to fund a project that will use automation and advanced manufacturing to diversify its products, including prefabricated floors, roof panels and stairs. RAS's expansion to a new plant will create jobs, increase its output, and contribute to building new homes faster through more efficient construction methods.

Through the BC Manufacturing Jobs Fund (BCMJF), B.C. is investing $2.6 million in Galcon Precast on Vancouver Island and $1.4 million in Grosso Precast in northern B.C. to support increased production of concrete, diversify product lines, serve major infrastructure projects, and create good local jobs.

Strengthening B.C.'s tourism and outdoor recreation industry

VISION:

- Delivering a Tourism Growth Strategy, and creating conditions to draw investment in tourism infrastructure and experiences, including expansion of B.C.'s world-class mountain-resort sector, generating jobs and benefits for local communities
- Leveraging the outdoor recreation economy to drive downstream benefits across related sectors, including outdoor gear manufacturing, destination development, and a globally competitive tourism industry
- Building resilient rural economies by positioning tourism and outdoor recreation as catalysts for sustainable growth and diversification

Tourism is a significant contributor to B.C.'s economy, employing more than 125,700 people and generating $22 billion in revenue in communities throughout the province. We're exploring opportunities to grow and diversify the industry, drawing new visitors, extending seasons and expanding tourism offerings. We are leveraging the global exposure from FIFA World Cup 26™ and launching six new Iconics that focus on the provincewide B.C. experience through six compelling regional travel routes, reinforcing the brand of Super, Natural British Columbia® as a world-class destination.

B.C.'s outdoor recreation is a cornerstone of this growth, attracting visitors from around the world to experience B.C.'s mountains, forests, rivers and coastline. These experiences not only drive visitation, but also sustain local economies and small businesses in rural and Indigenous communities.

We're committed to supporting our mountain resorts, adventure tourism operators and commercial recreation providers who deliver safe, world-class experiences that connect visitors with B.C.'s natural landscapes. Creating conditions for these sectors to invest and grow also supports the growth of direct and indirect industries, such as the outdoor recreation gear and apparel industry. We have an unmatched cluster ranging from clothing brand Arc'teryx to gear makers, such as Outdoor Labs, which is manufacturing, exporting and leading the way in this sector. We'll explore ways to better support these sectors and companies.

BUILDING FROM A STRONG FOUNDATION

Since 2017, the Province has invested more than $40 million expanding BC Parks campgrounds and forest recreation sites. Rural and local communities across B.C. are benefiting from the tourism and associated opportunities generated from the addition of 1,500 campsites over just the past five years.

In 2023, the outdoor recreation sector contributed $4.8 billion to B.C.'s economy, generated revenue of $17 billion and supported jobs worth $3.2 billion. The sector is an integral part of the B.C. economy supporting tourism, manufacturing, and retail.

Destination BC launched six new iconic destination brands in 2025 under the Super, Natural British Columbia campaign to market the province's regional tourism offerings internationally and encourage visitors to travel throughout B.C. These new brands mark a bold shift in global tourism positioning and storytelling for the province.

Growing agriculture and food production, exports

VISION:

- Creating new opportunities for agriculture, agritech and the food-processing sector
- Leveraging the 17% increase in B.C. dairy production to expand local value-added milk and plant protein manufacturing and exports
- Increasing production in B.C. greenhouses to meet rising domestic and global demand for high-quality agriculture and food products
- Enhancing the ability of growing agriculture and food businesses in B.C. to achieve the scale and production level necessary to outperform foreign suppliers



British Columbia's agriculture and food sector generates more than $19 billion in revenues and contributes nearly $6 billion to GDP annually, with 32,000 businesses providing more than 74,000 jobs in communities across the province. Food and beverage manufacturing produces approximately 65% of sector revenue, making it B.C.'s second-largest manufacturing industry. The agriculture and food sector exports nearly $6 billion in goods annually, providing high-quality fruit and vegetables, seafood, beverages, baked goods, specialty foods and other value-added products to consumers around the world.

Over the past two years, we have made historic investments in B.C.'s agriculture and food industry. We have invested more than $300 million in projects that are helping strengthen provincial and regional food security, emergency planning and preparedness, flood mitigation and climate resilience, Indigenous food sovereignty, food processing and the supply chain. Building on these investments, we recently committed as much as $496 million to build a new plant and animal health centre in the Fraser Valley to help producers prevent and respond to disease threats, protect our food supply, support public health, and ensure continued access to key markets for B.C.'s agriculture exports.

With rising domestic and global demand for safe, sustainable, high-quality food, and growing interest in food security and climate resilience, B.C.'s agriculture and food sector offers significant opportunities to drive inclusive economic growth, attract investment, and increase the amount of local food available to people in B.C. The Premier's Task Force on Agriculture and the Food Economy has identified a clear road map to position B.C.'s agriculture and food industry to capture these opportunities. We are committed to continuing to work in partnership with industry to improve sector competitiveness and grow agriculture and food production and exports.

BUILDING FROM A STRONG FOUNDATION

Recent government investments in Vitalus Nutrition and Punjab Milk Foods (best known for their brand Nanak Foods) are catalyzing a significant expansion of B.C.'s dairy and plant-based manufacturing capacity and enabling the production of high-value nutritional and culturally diverse food products for domestic and global markets. These projects exemplify how targeted public funding can unlock sector growth, support food security, and position B.C. as a leader in value-added food manufacturing.

B.C.'s greenhouse sector has grown steadily over the past decade, supported by advancements in technology that have created opportunities to produce a broader range of high-value products. With B.C.'s strong global reputation and increasing domestic and export demand for high-quality agriculture products, expanding greenhouse space presents a high-return opportunity to scale sustainable food production, enhance competitiveness, and support B.C.'s leadership in agritech and climate-resilient agriculture.

Leveraging B.C.'s unique position as Canada's gateway to the Pacific, new investments are expanding the province's capacity to meet growing demand for biofuels and agriculture exports. For example, West Coast Reduction's $382-million Project AgriGuard will establish a state-of-the-art rendering facility with upgraded processing equipment and capacity — along with retrofitting marine processing infrastructure, significantly increasing domestic and international rendering and export capacity.

LOOK WEST: WHAT'S NEXT

SHORT-TERM 2025–26

- 18 initial Major Projects prioritized
- North Coast Transmission Line Legislation
- Partnering with federal government on defence priorities
- Growing the innovation economy
- BC Hydro Call for Power 2024 projects in permitting and early work stages
- Successfully concluding the Canadian Mutual Recognition Agreement for non-food goods

MEDIUM-TERM 2026–30

- BC Hydro Call for Power 2025 projects announced
- BC Hydro Call for Power 2024 projects operationalized
- Announcement of BC Hydro's competitive process for AI and data centres to access electricity
- Developing Sector Action Plans — AI and quantum computing, life sciences, maritime, aerospace, transportation and logistics, and construction innovation
- Training and upskilling people to build a strong economy
- New/expanded trade partnerships
- Early and mid-term final investment decisions for key sectors identified in this strategy
- Ongoing focus and prioritization on major projects
- A more ambitious Canadian Mutual Recognition Agreement to include food and services

LONG-TERM By 2035

- Successful implementation of the short- and medium-term actions
- Final investment decisions for key sectors identified in this strategy
- Securing $200 billion in major project investment and meeting all permitting timelines
- Securing 35% of federal defence vessel contracts
- Boosting life sciences economic impact by 75% and doubling employment to 40,000
- Growing economic value of tech sectors by 75% and doubling employment to 400,000
- Expanding manufacturing and maintenance, repair and overhaul sub-sectors
- Tripling the amount of B.C. wood used in construction
- Doubling throughput and exports to non-U.S. markets
- Growing agriculture and food exports by 25%, and expanding non-U.S. market exports by 25%
- B.C. as Canada's economic engine



BRITISH COLUMBIA | StrongerBC for everyone