

BUDGET | 2025 OVERVIEW | SERVICES AND SOLUTIONS FOR A LIVABLE REGION

In the 2025 budget, Metro Vancouver residents will pay an average of \$875 annually per household — or \$73 a month — for all the services that Metro Vancouver provides. Rates are billed for as a part of the property tax and utility fees that a household pays to their local municipality and will vary based on where someone lives.

Due to the impact of the Northshore Wastewater Treatment Plant Program budget increase on the 2025 household impact rate projections, the Board's direction was to find strategies to reduce the originally planned 11% increase in the household impact rate for all other Metro Vancouver programs. Major multi-year capital programs were reviewed and this resulted in a revised rate increase of 9.9%, which helps accommodate the Northshore Wastewater Treatment Plant Program increase.

To keep rate increases down, Metro Vancouver reviewed its capital plan in 2023 through a Financial Plan Task Force and postponed or cut some lower- and medium-priority projects, resulting in a \$650 million reduction in costs in the five-year plan. Additionally, Metro Vancouver updated development cost charges (DCCs) for liquid waste and water services, and introduced new DCC fees for parks. Without increasing DCCs, households would need to pay for the vast majority of the cost of new infrastructure through their utility bill — which would result in double-digit levy increases.

Metro Vancouver funds its budgets mainly through utility fees for drinking water, sewer, and solid waste services. Property taxes make up a small part of the budget and help support regional parks, air quality management, and regional planning. The Metro Vancouver Housing Corporation is a non-profit that relies almost entirely on rent paid by tenants.

Budget at a Glance

\$3.2 billion:
Total combined expenditures planned for 2025



\$1.464 billion
for operating costs

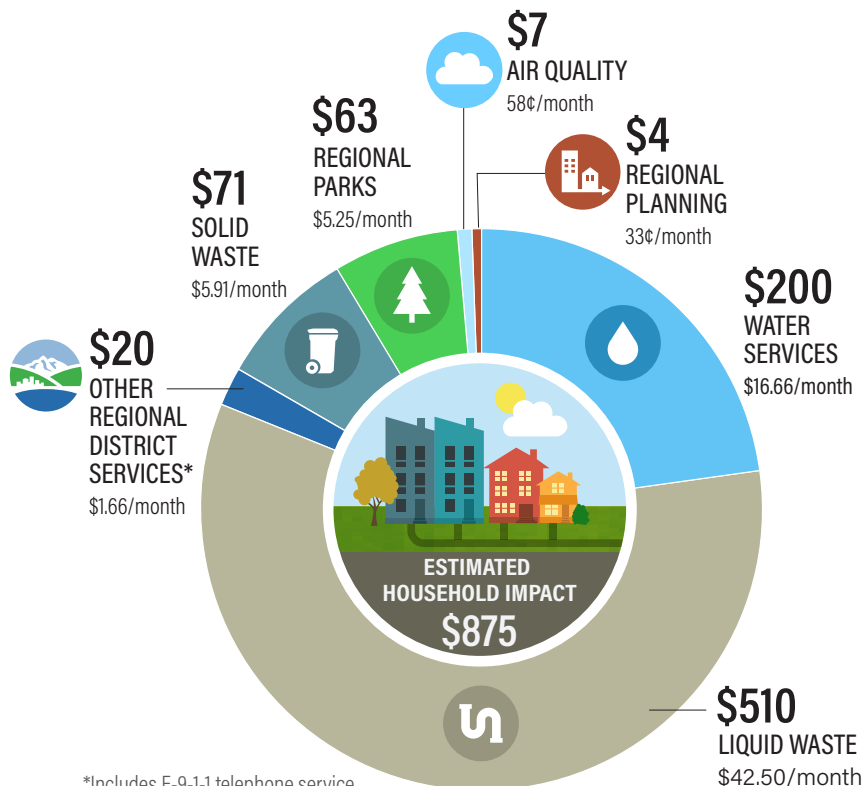


\$1.768 billion
for capital project costs

Major projects and initiatives include:

- Water supply tunnels (Stanley Park, Annacis)
- Coquitlam Water Main and supply projects
- Wastewater treatment plant upgrades (Annacis Island, Northwest Langley, North Shore, Iona Island)
- Affordable housing projects

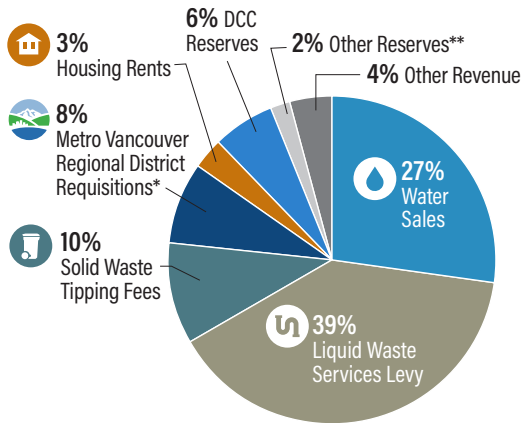
Estimated Household Average Annual Cost



*Includes E-9-1-1 telephone service, housing, policy and planning, Invest Vancouver, and other services.

Metro Vancouver does not direct bill customers, so cost per household may vary based on how rates are distributed by the member jurisdiction.

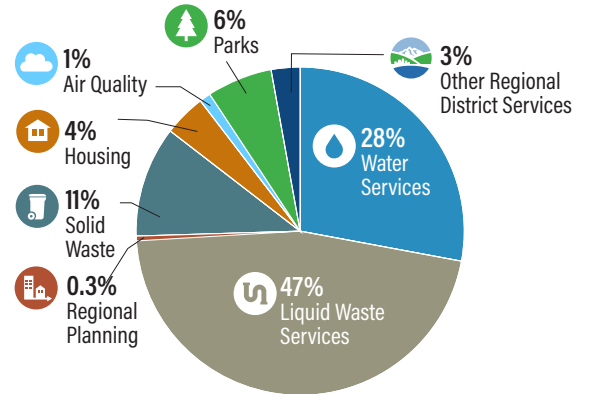
Where the Money Comes From



*Represents MVRD's portion of property taxes charged by member municipalities to taxpayers that help pay for MVRD services.

**Covers many different revenue streams including grants, energy sales and user fees.

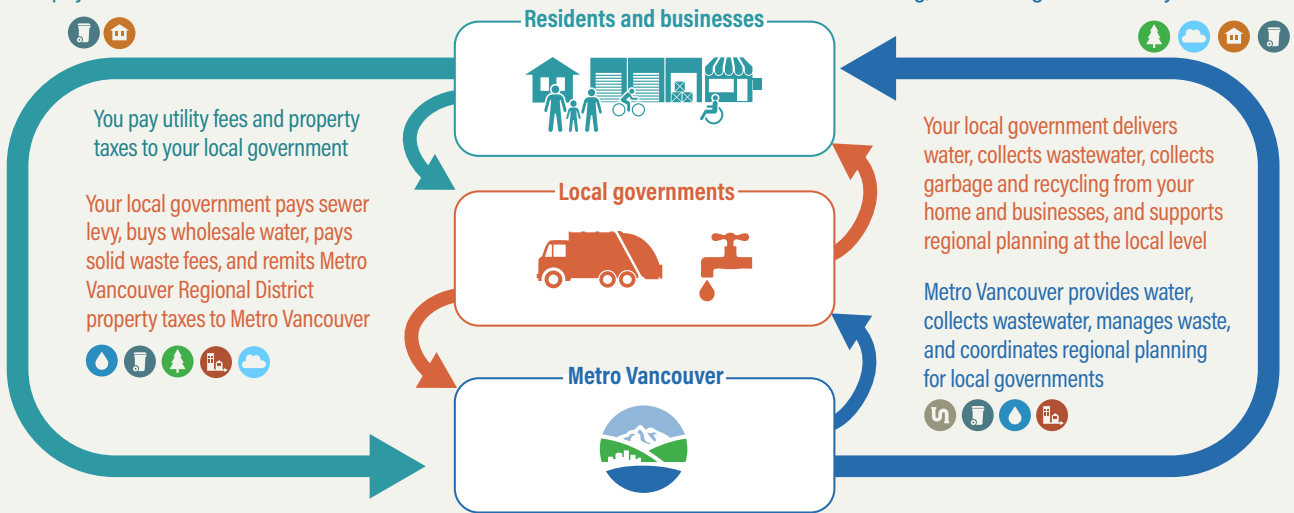
Where the Money Goes



HOW IS METRO VANCOUVER FUNDED?

You pay fees directly to Metro Vancouver when using its recycling and waste centre, and Metro Vancouver Housing tenants pay rent

Metro Vancouver stewards regional parks, manages air quality, delivers affordable rental housing, and manages waste for you



Contact Us

Information Centre: **604-432-6200**
(Monday to Friday from 8 am to 4:30 pm)

icentre@metrovancover.org

metrovancover.org



metrovancover
SERVICES AND SOLUTIONS FOR A LIVABLE REGION

Metro Vancouver is a federation of 21 municipalities, one electoral area and one treaty First Nation that collaboratively plans for and delivers regional-scale services. Its core services are drinking water, wastewater treatment and solid waste management. Metro Vancouver also regulates air quality, plans for urban growth, manages a regional parks system and provides affordable housing. The regional district is governed by a Board of Directors of elected officials from each local authority.